



US00D576514S

(12) **United States Design Patent**
McCullough

(10) **Patent No.:** **US D576,514 S**

(45) **Date of Patent:** **** Sep. 9, 2008**

(54) **PENDANT**

(76) Inventor: **Wilbert McCullough**, 11 S. 22nd Ave.,
Buckeye, AZ (US) 85328

(**) Term: **14 Years**

(21) Appl. No.: **29/289,917**

(22) Filed: **Aug. 7, 2007**

(51) **LOC (8) Cl.** **11-03**

(52) **U.S. Cl.** **D11/109**

(58) **Field of Classification Search** D11/1-2,
D11/40-41, 43-50, 53, 56, 60, 63, 65, 67,
D11/75-78.1, 86, 89, 95-105, 108-109, 115-116;
63/1.11-1.14, 1.16, 1.18, 13, 14.1, 35, 38-39
See application file for complete search history.

(56) **References Cited**

U.S. PATENT DOCUMENTS

D39,009 S * 1/1908 Jacobs D11/81
D127,537 S * 5/1941 Johnnides D11/109

D132,592 S * 6/1942 Elliott D11/107
D236,360 S * 8/1975 Youngblood D11/107
D515,454 S * 2/2006 Shah D11/61

* cited by examiner

Primary Examiner—R. Seifert

(74) *Attorney, Agent, or Firm*—James Ray & Assoc.

(57) **CLAIM**

I claim the new ornamental design for a pendant, as shown in
FIGS. 1, 2, and 3 drawings.

DESCRIPTION

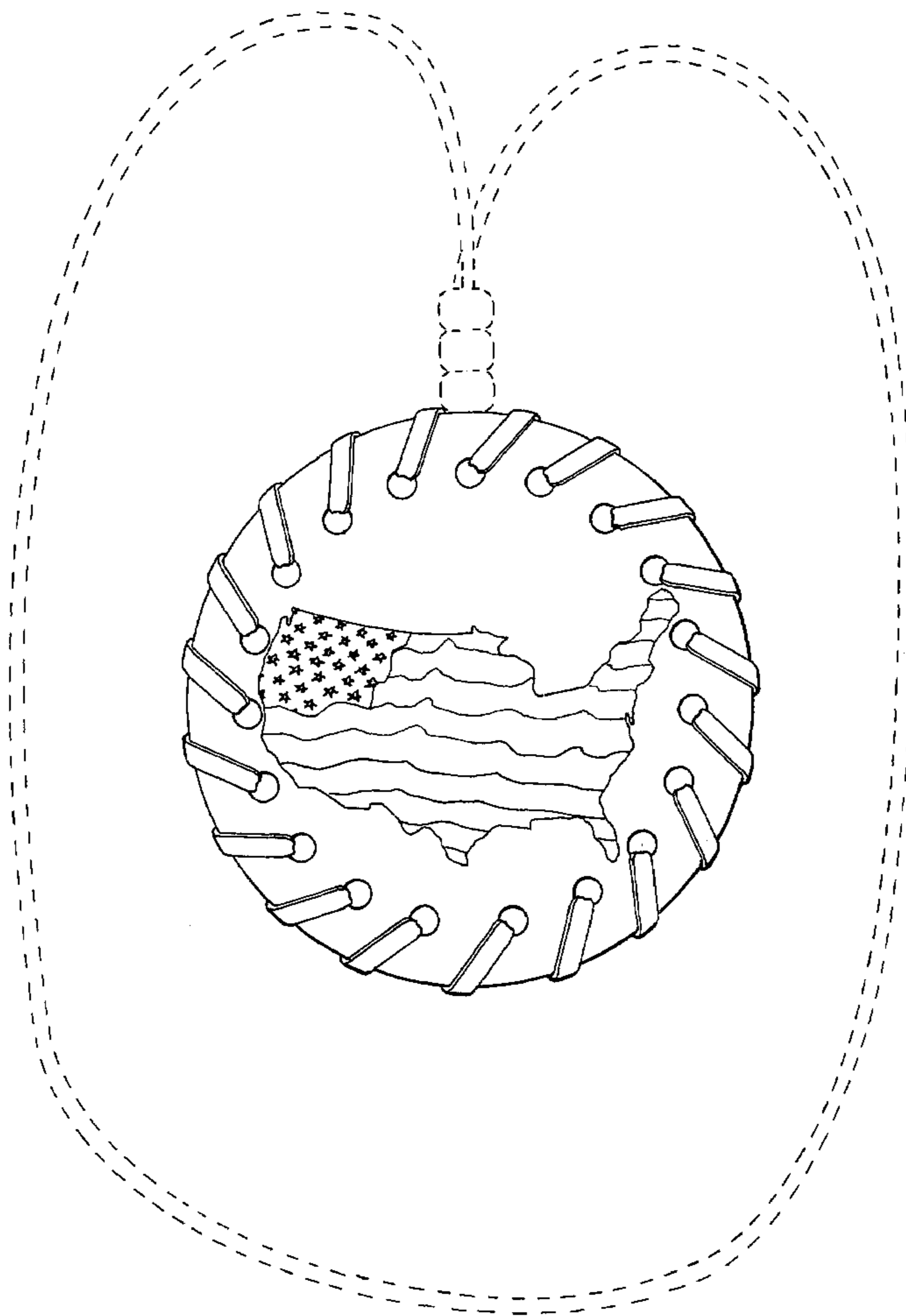
FIG. 1 is a front view of a pendant;

FIG. 2 is a back view of a pendant; and,

FIG. 3 is a side elevation view of a pendant.

It being understood that the broken lines are for illustrative
purposes only and form no part of the claimed design.

1 Claim, 2 Drawing Sheets



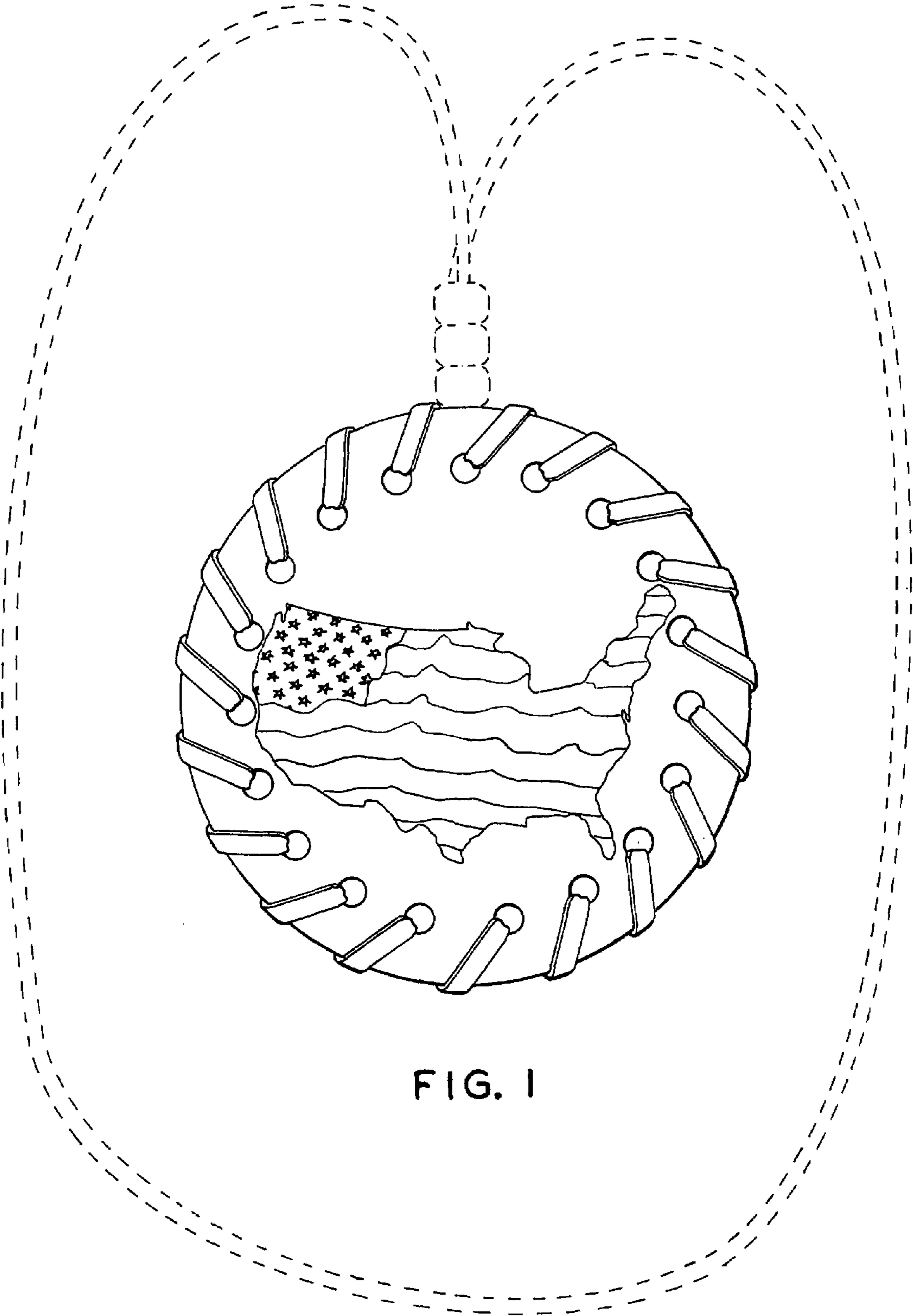


FIG. 1

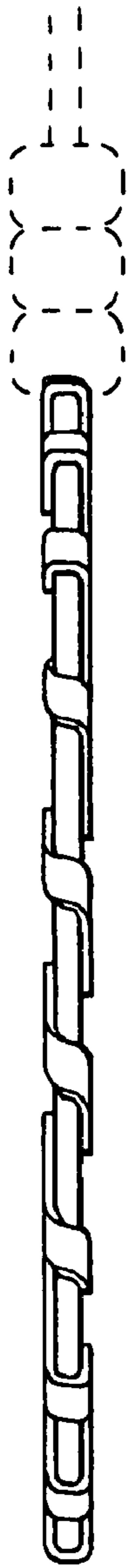


FIG. 3

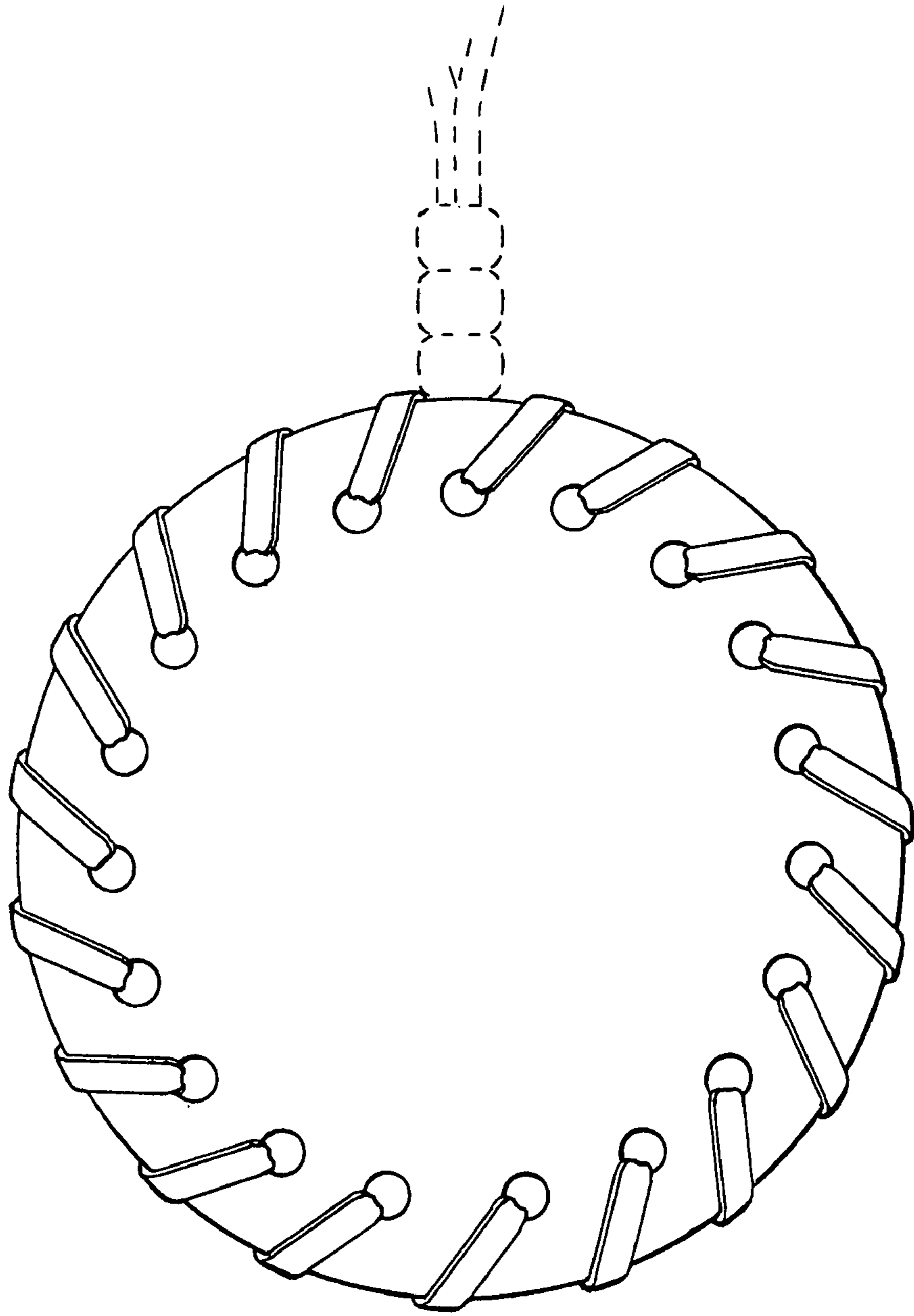


FIG. 2