



US00D576511S

(12) **United States Design Patent**  
**Cunningham**

(10) **Patent No.:** **US D576,511 S**  
(45) **Date of Patent:** **\*\* Sep. 9, 2008**

(54) **JEWELRY**

(76) Inventor: **Vicki L Cunningham**, 3725 Fairesta St.,  
La Crescenta, CA (US) 91214

(\*\*) Term: **14 Years**

(21) Appl. No.: **29/302,876**

(22) Filed: **Jan. 26, 2008**

(51) **LOC (8) Cl.** ..... **11-01**

(52) **U.S. Cl.** ..... **D11/8**

(58) **Field of Classification Search** ..... D11/1,  
D11/2, 3, 11, 12, 13, 14, 15, 17, 20, 30, 44,  
D11/48, 61, 66, 77, 79, 80, 81, 95, 96, 99,  
D11/116, 200, 210, 212, 213, 214, 218, 226,  
D11/231; 63/3, 3.1, 3.2, 4, 5.1, 7, 10, 11,  
63/15, 15.7, 18, 21, 36, 37, 38; 59/1, 2, 3,  
59/78, 79.2; 24/163 R, 2.5, 265 BC, 265 WS,  
24/32, 578.15, 579.11, 682.1, 687, 68 J, 691,  
24/695, 70 J, 71 J; 289/1.2, 1.5, 3, 4; D28/10,  
D28/32, 39; D30/152, 153, 155; 224/175

See application file for complete search history.

(56) **References Cited**

**U.S. PATENT DOCUMENTS**

635,510 A \* 10/1899 Saunders ..... D11/28  
D254,637 S \* 4/1980 Moore ..... D11/3  
D459,266 S \* 6/2002 Rizzetto ..... D11/79  
6,688,507 B2 \* 2/2004 McCormack ..... 224/604

D517,939 S \* 3/2006 Zoullas ..... D11/86  
D518,751 S \* 4/2006 Zoullas ..... D11/86

\* cited by examiner

*Primary Examiner*—Louis S Zarfaz

*Assistant Examiner*—Michael A Pratt

(74) *Attorney, Agent, or Firm*—Timothy N. Ellis

(57) **CLAIM**

The ornamental design for jewelry, as shown and described.

**DESCRIPTION**

A portion of the disclosure of this patent document contains material to which a claim for copyright is made. The copyright owner has no objection to the facsimile reproduction by anyone of the patent document or the patent disclosure, as it appears in the Patent and Trademark Office patent file or records, but reserves all other copyright rights whatsoever.

FIG. 1 is a perspective view of jewelry showing my new design.

FIG. 2 is a bottom plan view thereof.

FIG. 3 is a top plan view thereof.

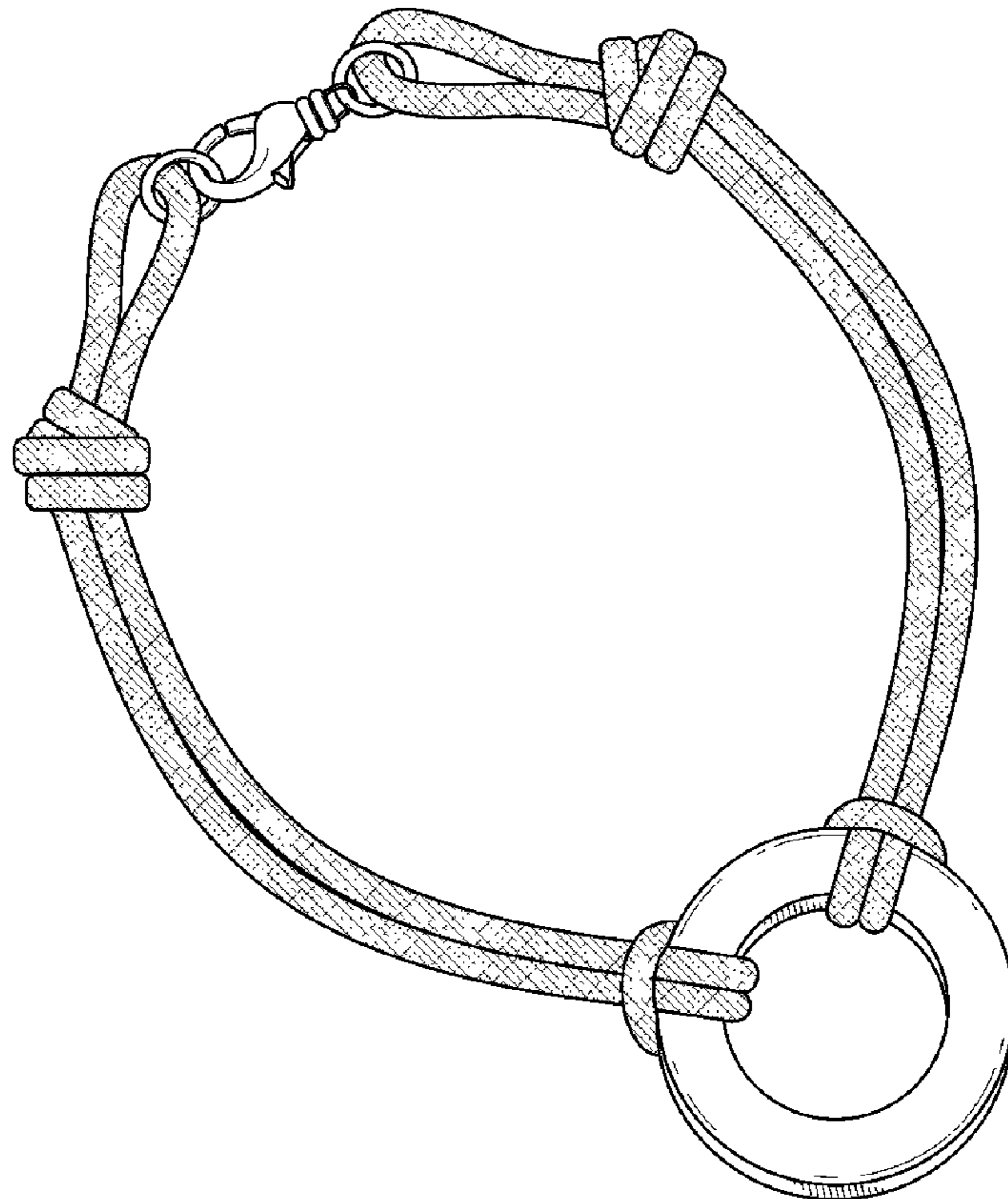
FIG. 4 is a rear elevational view thereof.

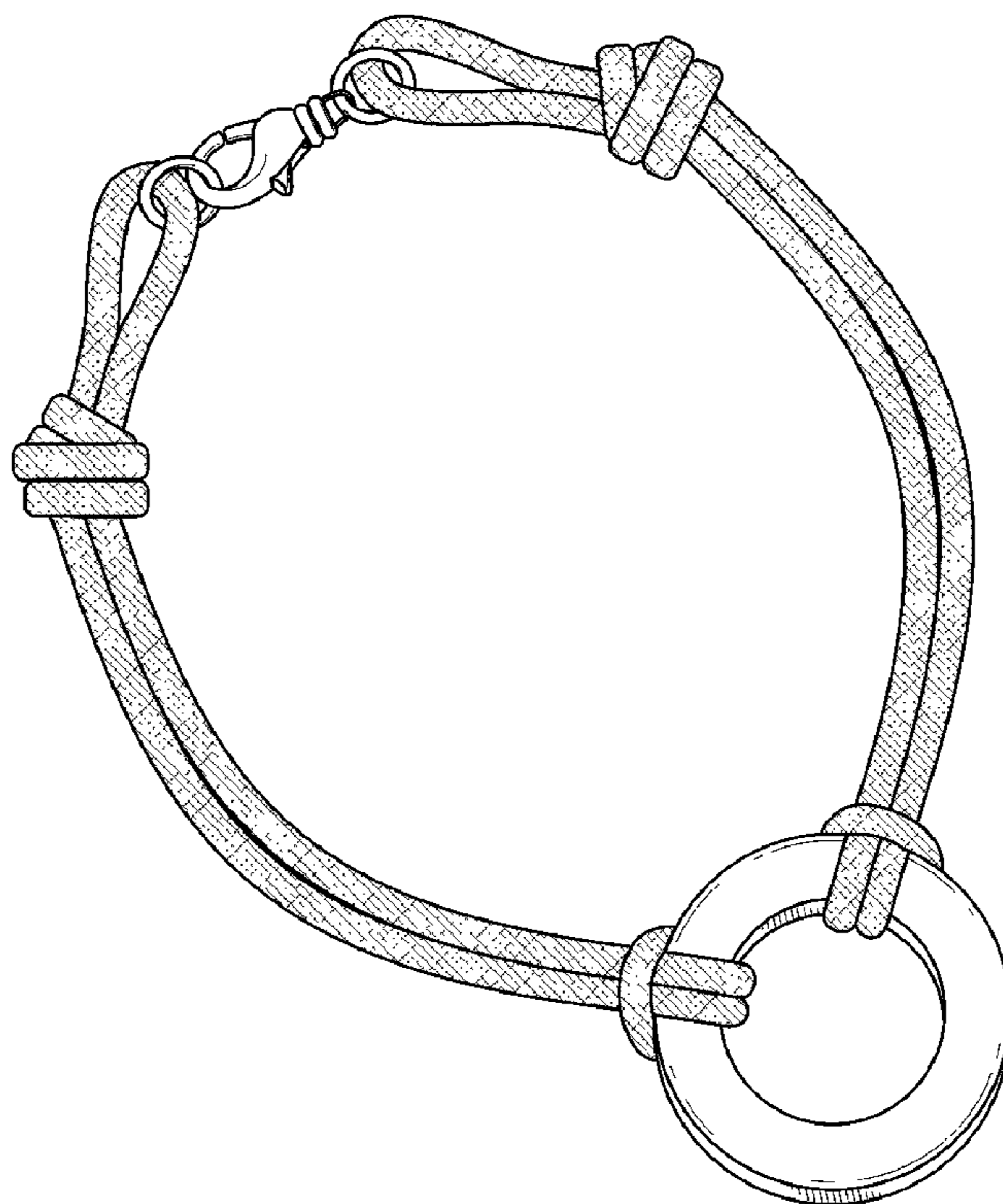
FIG. 5 is a front elevational view thereof.

FIG. 6 is a right side elevational view thereof; and,

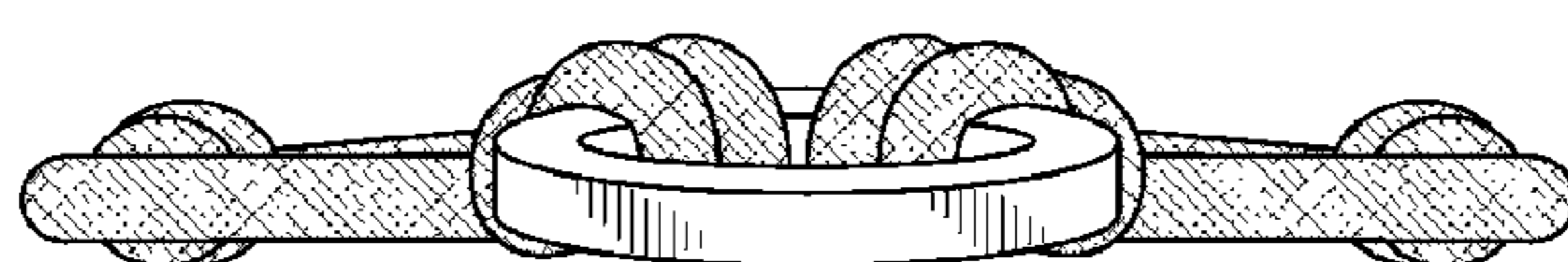
FIG. 7 is a left side elevational view thereof.

**1 Claim, 2 Drawing Sheets**

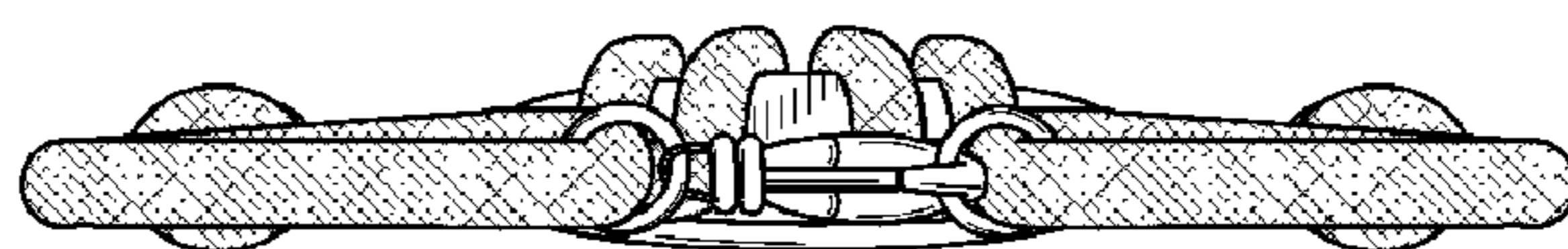




**FIG. 1**



**FIG. 2**



**FIG. 3**

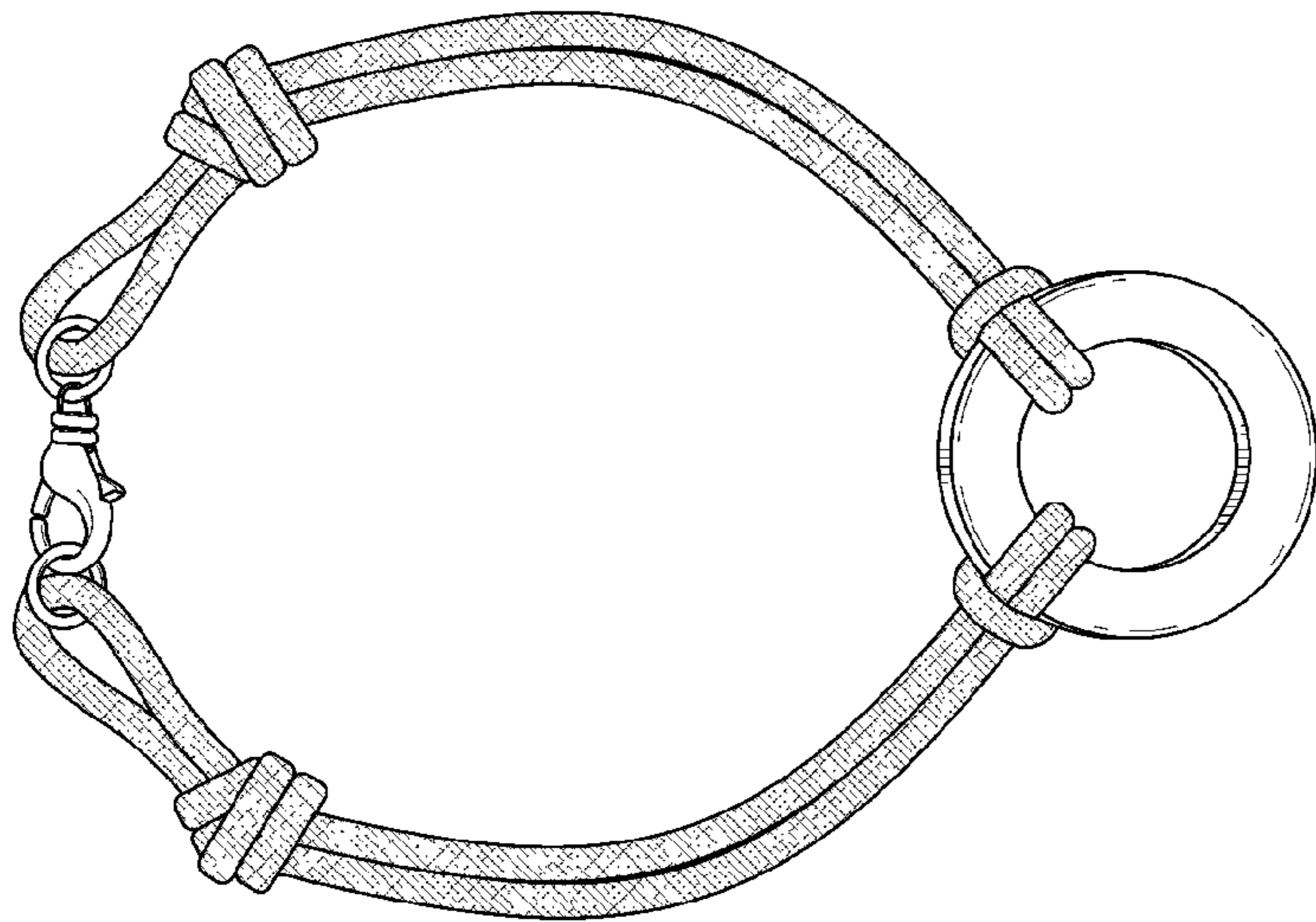


FIG. 5

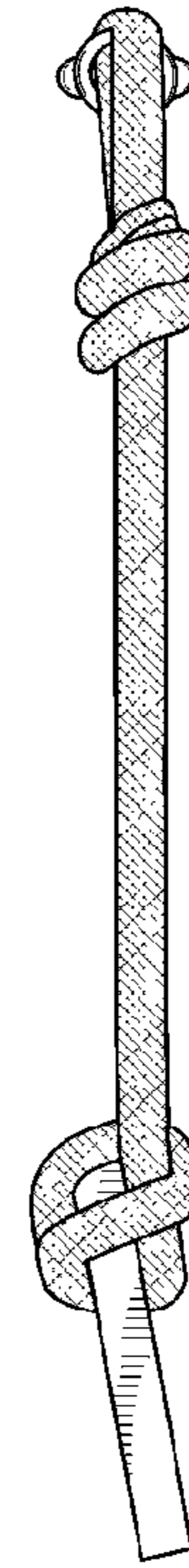


FIG. 7

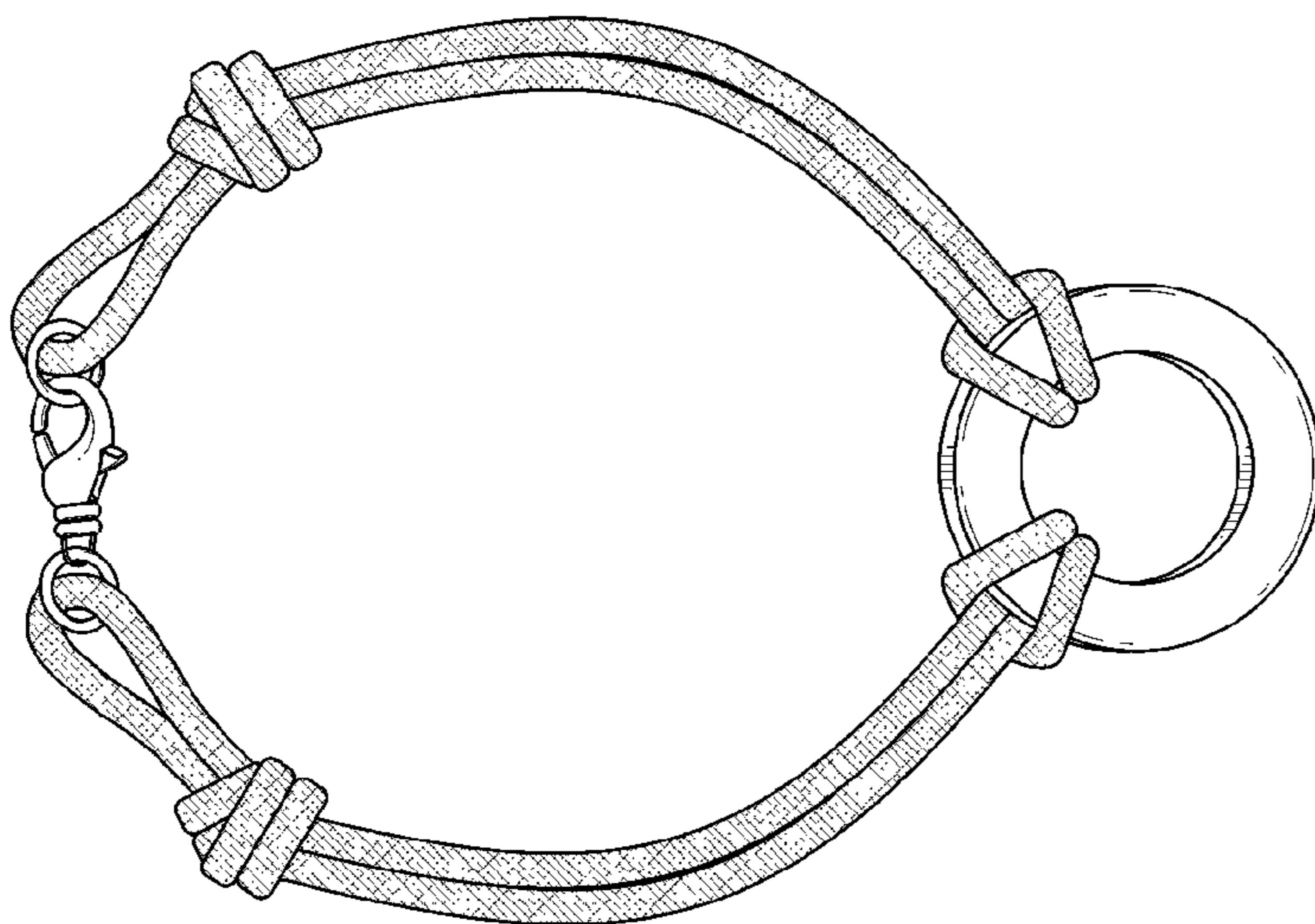


FIG. 4

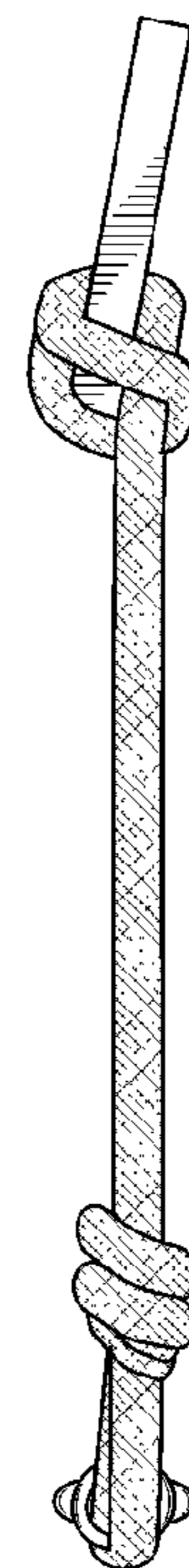


FIG. 6