



US00D576510S

(12) **United States Design Patent**  
**Queudrus**

(10) **Patent No.:** **US D576,510 S**

(45) **Date of Patent:** **\*\* Sep. 9, 2008**

(54) **BRACELET**

(75) Inventor: **Sandy Queudrus**, Nantes (FR)

(73) Assignee: **Hermes Sellier**, Paris (FR)

(\*\*) Term: **14 Years**

(21) Appl. No.: **29/276,837**

(22) Filed: **Feb. 7, 2007**

(30) **Foreign Application Priority Data**

Aug. 7, 2006 (EM) ..... 000572888

(51) **LOC (8) Cl.** ..... **11-01**

(52) **U.S. Cl.** ..... **D11/4**

(58) **Field of Classification Search** ..... D11/1-25,  
D11/32, 93, 94; 59/78, 79.2; 63/1.11, 3,  
63/3.1, 3.2, 5.1, 5.2, 7-11; 224/175  
See application file for complete search history.

(56) **References Cited**

**U.S. PATENT DOCUMENTS**

D142,414 S \* 9/1945 Hartley ..... D11/4  
D144,062 S \* 3/1946 Mann ..... D11/4  
D144,794 S \* 5/1946 Malinowski ..... D11/4

D432,937 S \* 10/2000 Blacoe ..... D11/26  
D451,726 S \* 12/2001 Wang ..... D11/26  
D474,991 S \* 5/2003 O'Connell ..... D11/30  
D542,167 S \* 5/2007 Brown ..... D11/4

\* cited by examiner

*Primary Examiner*—Louis S Zarfaz

*Assistant Examiner*—Michael A Pratt

(74) *Attorney, Agent, or Firm*—Foley & Lardner LLP

(57) **CLAIM**

The ornamental design for bracelet, as shown and described.

**DESCRIPTION**

FIG. 1 is a front elevation view of a bracelet showing my new design;

FIG. 2 is a right side elevation view thereof;


FIG. 3 is a rear elevation view thereof;

FIG. 4 is a left side elevation view thereof; and,


FIG. 5 is a top plan view thereof.

The broken line showing of a bracelet illustrates environment and forms no part of the claimed design.

**1 Claim, 2 Drawing Sheets**




**FIG. 1**




**FIG. 2**



**FIG. 3**



**FIG. 4**



**FIG. 5**

