



US00D576494S

(12) **United States Design Patent**  
**Bakic**

(10) **Patent No.:** **US D576,494 S**  
(45) **Date of Patent:** **\*\* Sep. 9, 2008**

(54) **COSMETIC CONTAINER**

(75) Inventor: **Dieter Bakic**, Munich (DE)

(73) Assignee: **DB Design GmbH**, Munich (DE)

(\*\*) Term: **14 Years**

(21) Appl. No.: **29/253,603**

(22) Filed: **Feb. 8, 2006**

(30) **Foreign Application Priority Data**

Aug. 8, 2005 (EM) ..... 000383831-0001  
Aug. 8, 2005 (EM) ..... 000383831-0002

(51) **LOC (8) Cl.** ..... **09-01**

(52) **U.S. Cl.** ..... **D9/529; D9/542; D9/558**

(58) **Field of Classification Search** ..... D9/516,  
D9/521, 529, 530, 537, 539, 542, 549, 558,  
D9/446-447, 449-450; 215/12.1-12.2, 13.1,  
215/382-384, 396, 398

See application file for complete search history.

(56) **References Cited**

**U.S. PATENT DOCUMENTS**

D467,807 S \* 12/2002 Bakic ..... D9/521  
D486,400 S \* 2/2004 Bakic ..... D9/558  
D495,957 S \* 9/2004 Bakic ..... D9/529  
D501,141 S \* 1/2005 Bakic ..... D9/521  
D504,611 S \* 5/2005 Bakic ..... D9/446  
D525,135 S \* 7/2006 Bakic ..... D9/521  
D527,636 S \* 9/2006 Bakic ..... D9/521  
D527,637 S \* 9/2006 Bakic ..... D9/521

D528,005 S \* 9/2006 Bakic ..... D9/529  
D529,388 S \* 10/2006 Bakic ..... D9/529  
D533,784 S \* 12/2006 Bakic ..... D9/529

**OTHER PUBLICATIONS**

U.S. Appl. No. 29/215,925, filed Oct. 27, 2004, entitled "Cosmetic Container".  
U.S. Appl. No. 29/215,948, filed Oct. 27, 2004, entitled "Cosmetic Container".  
U.S. Appl. No. 29/217,586, filed Nov. 19, 2004, entitled "Cosmetic Container".  
U.S. Appl. No. 29/217,585, filed Nov. 19, 2004, entitled "Cosmetic Container".

\* cited by examiner

*Primary Examiner*—Carol Rademaker

(74) *Attorney, Agent, or Firm*—Kagan Binder, PLLC

(57) **CLAIM**

The ornamental design for a cosmetic container, as shown and described.

**DESCRIPTION**

FIG. 1 is a top, front, and right side perspective view of a cosmetic container of the present design;

FIG. 2 is a front elevational view thereof;

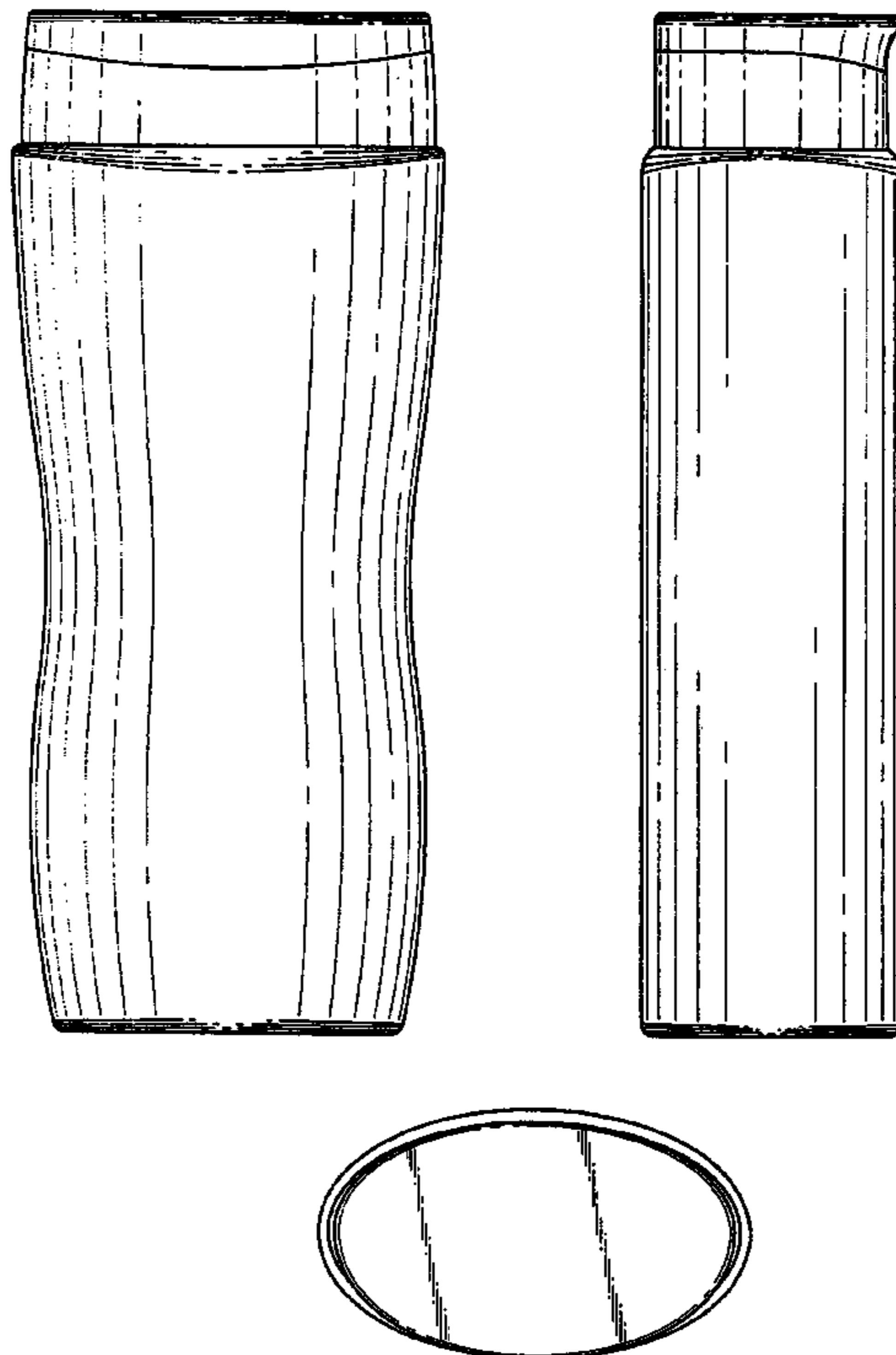
FIG. 3 is a left side elevational view thereof;

FIG. 4 is a top plan view thereof;

FIG. 5 is bottom plan view thereof; and,

FIG. 6 is a rear elevational view thereof.

**1 Claim, 3 Drawing Sheets**



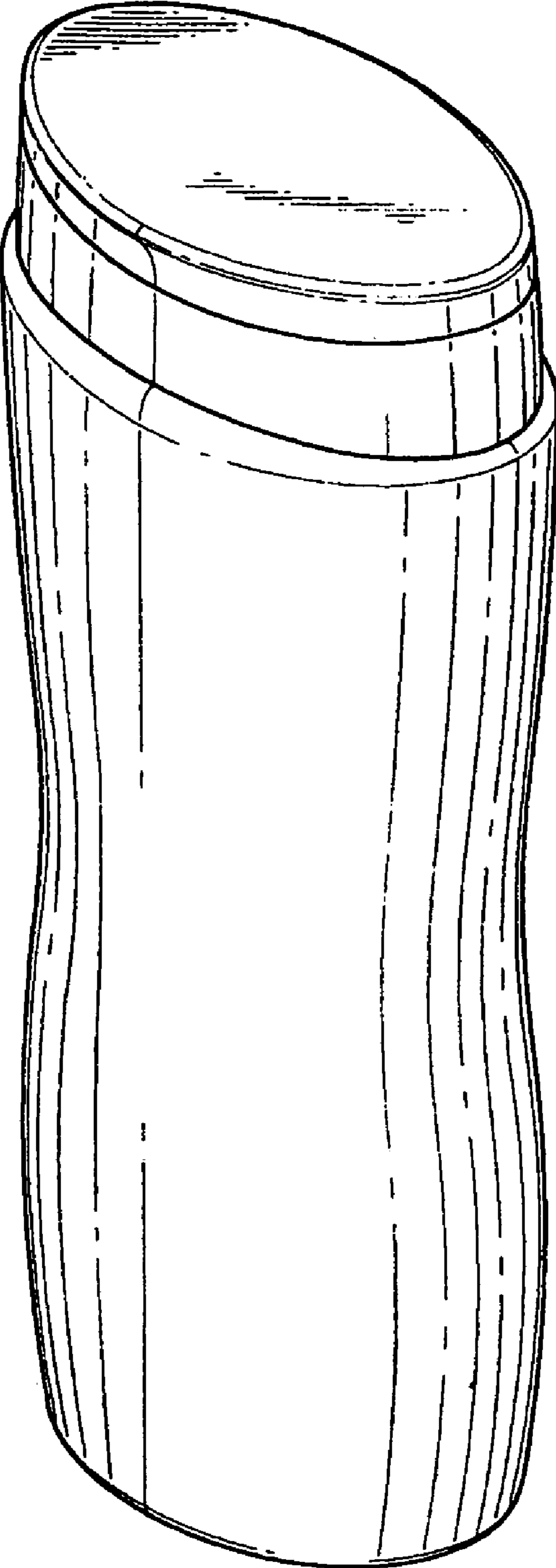


FIG. 1

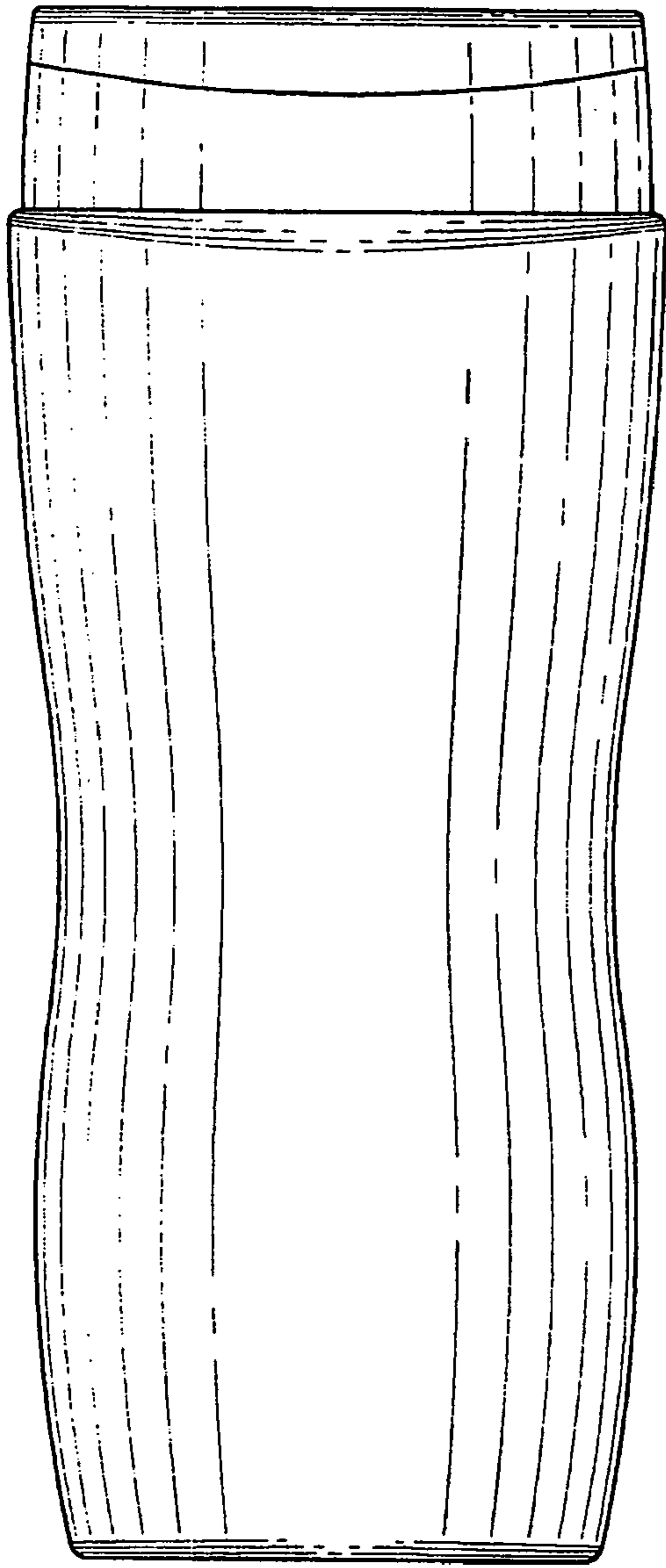


FIG. 2

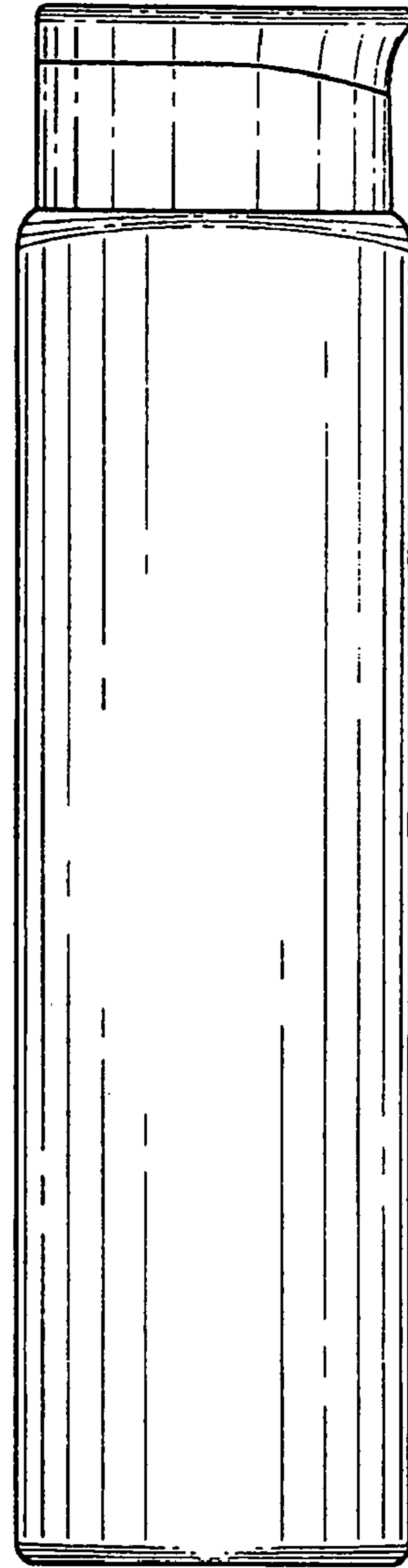


FIG. 3

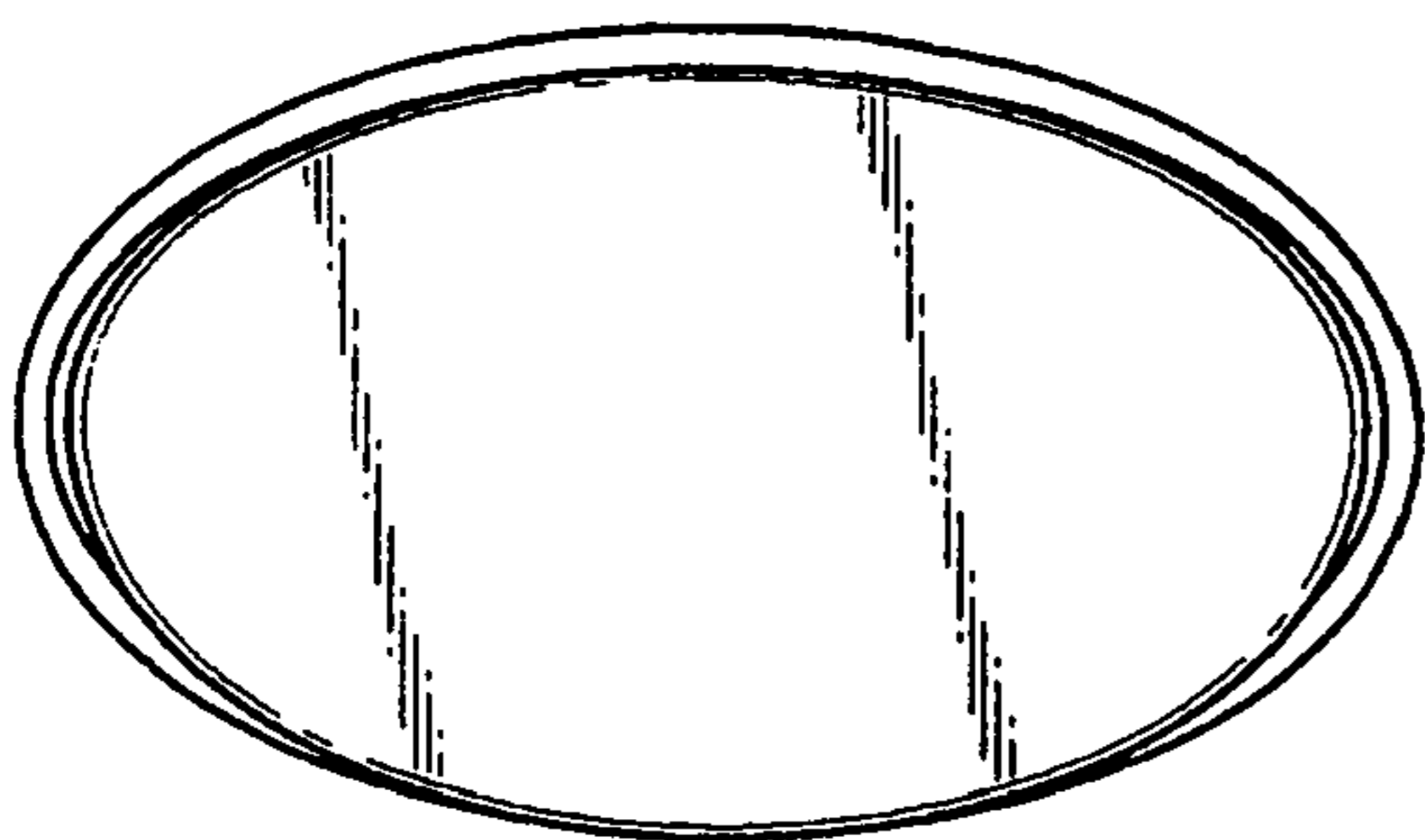


FIG. 4

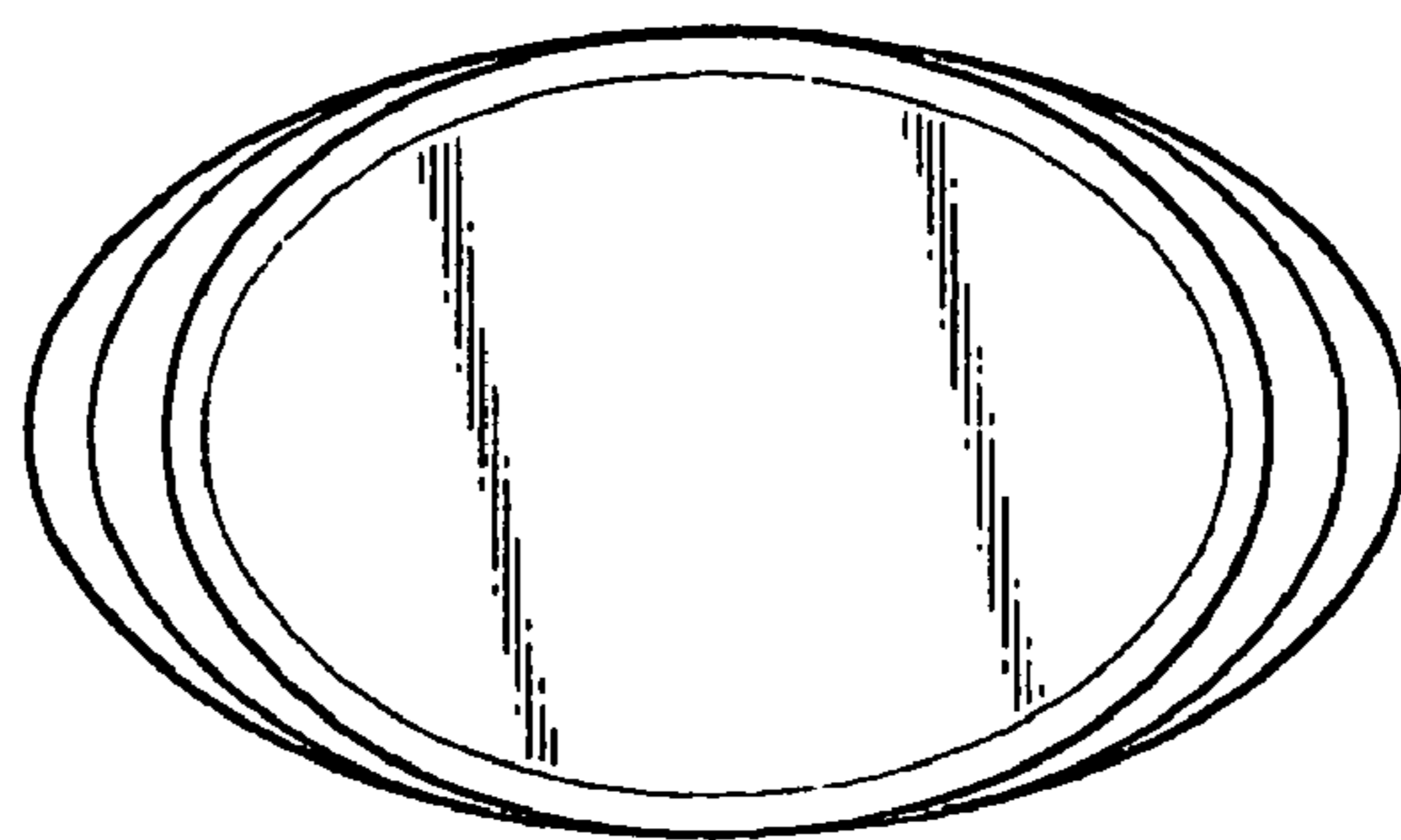


FIG. 5

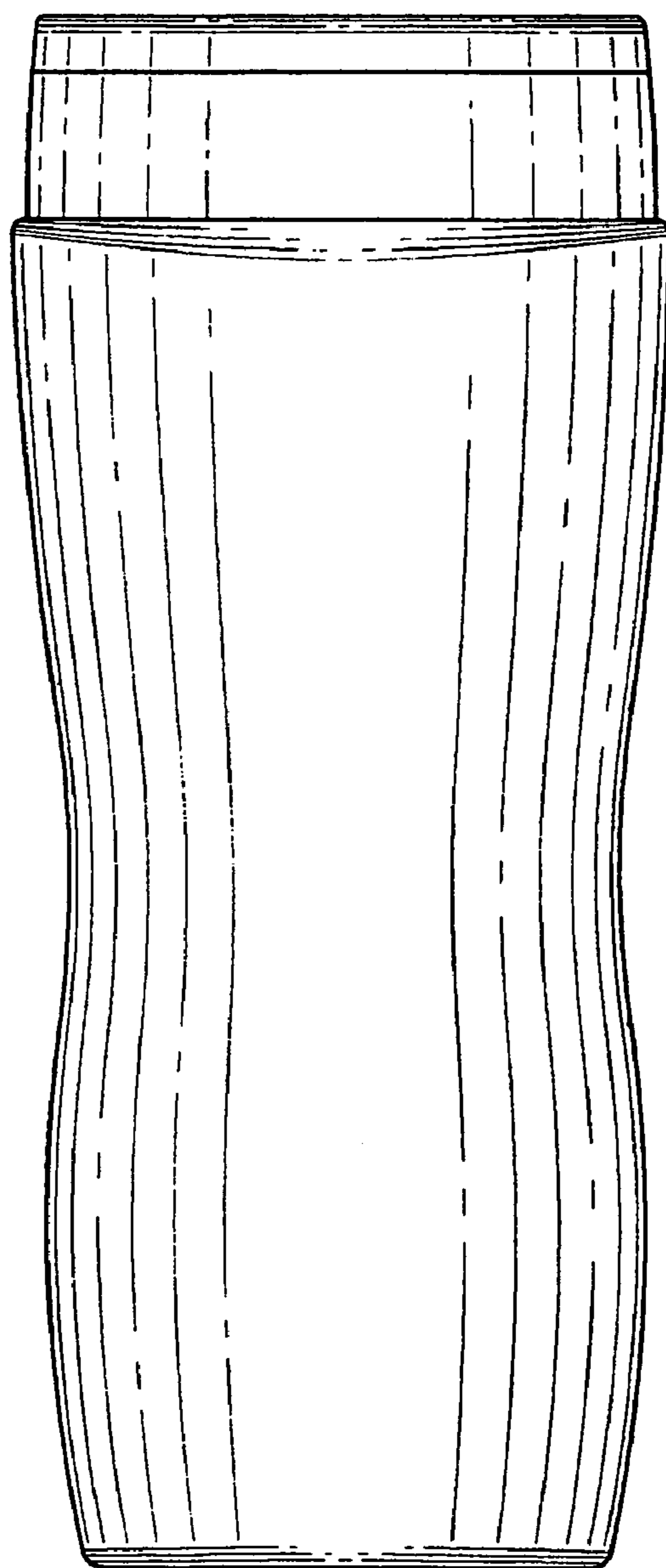


FIG. 6