



US00D576493S

(12) **United States Design Patent**  
**Coley, Jr. et al.**

(10) **Patent No.:** **US D576,493 S**  
(45) **Date of Patent:** **\*\* Sep. 9, 2008**

(54) **BOTTLE**

(75) Inventors: **Ralph T. Coley, Jr.**, Cohasset, MA (US);  
**Masaaki Sasaki**, Matsudo (JP); **Takao Iizuka**, Koto-ku (JP)

(73) Assignee: **Ocean Spray Cranberries, Inc.**,  
Lakeville-Middleboro, MA (US)

(\*\*) Term: **14 Years**

(21) Appl. No.: **29/290,893**

(22) Filed: **Jan. 28, 2008**

**Related U.S. Application Data**

(62) Division of application No. 29/234,372, filed on Jul. 18, 2005, now Pat. No. Des. 564,890.

(51) **LOC (8) Cl.** ..... **09-01**

(52) **U.S. Cl.** ..... **D9/516; D9/541; D9/543;**  
D9/570; D9/571

(58) **Field of Classification Search** ..... D9/501,  
D9/516, 520, 530, 537, 538, 539, 540, 541,  
D9/542, 547, 548, 550, 551, 552, 553, 559,  
D9/560, 563, 564, 565, 566, 567, 569, 570,  
D9/571, 574, 543, 575; 206/527; 215/40,  
215/381-385, 396, 398

See application file for complete search history.

(56) **References Cited**

**U.S. PATENT DOCUMENTS**

D320,154 S 9/1991 Alberghini et al.  
D398,539 S 9/1998 Guislain  
D412,119 S 7/1999 Guertin  
D417,844 S \* 12/1999 Lane ..... D9/434  
D451,032 S 11/2001 Iizuka et al.  
D451,033 S \* 11/2001 Iizuka et al. .... D9/569

D452,444 S \* 12/2001 Iizuka et al. .... D9/520  
D459,234 S 6/2002 Bourque et al.  
D507,746 S 7/2005 Sasaki et al.  
7,004,342 B2 2/2006 Bourque et al.  
D525,527 S 7/2006 Ogg  
D525,528 S 7/2006 Lane et al.  
D528,421 S \* 9/2006 Sasaki et al. .... D9/516  
D528,427 S 9/2006 Sasaki et al.  
D529,385 S 10/2006 Gamber et al.  
D533,071 S 12/2006 Forget

(Continued)

**OTHER PUBLICATIONS**

Parent Application, Coley, Jr. U.S. Appl. No. 29/234,372, filed Jul. 18, 2005.

*Primary Examiner*—Stella M. Reid

*Assistant Examiner*—Elizabeth J Oswecki

(74) *Attorney, Agent, or Firm*—Nixon & Vanderhye P.C.

(57) **CLAIM**

The ornamental design for a bottle, as shown and described.

**DESCRIPTION**

FIG. 1 is a perspective view of a bottle showing our new design;

FIG. 2 is a front elevation view thereof, the rear elevation view being identical thereto;

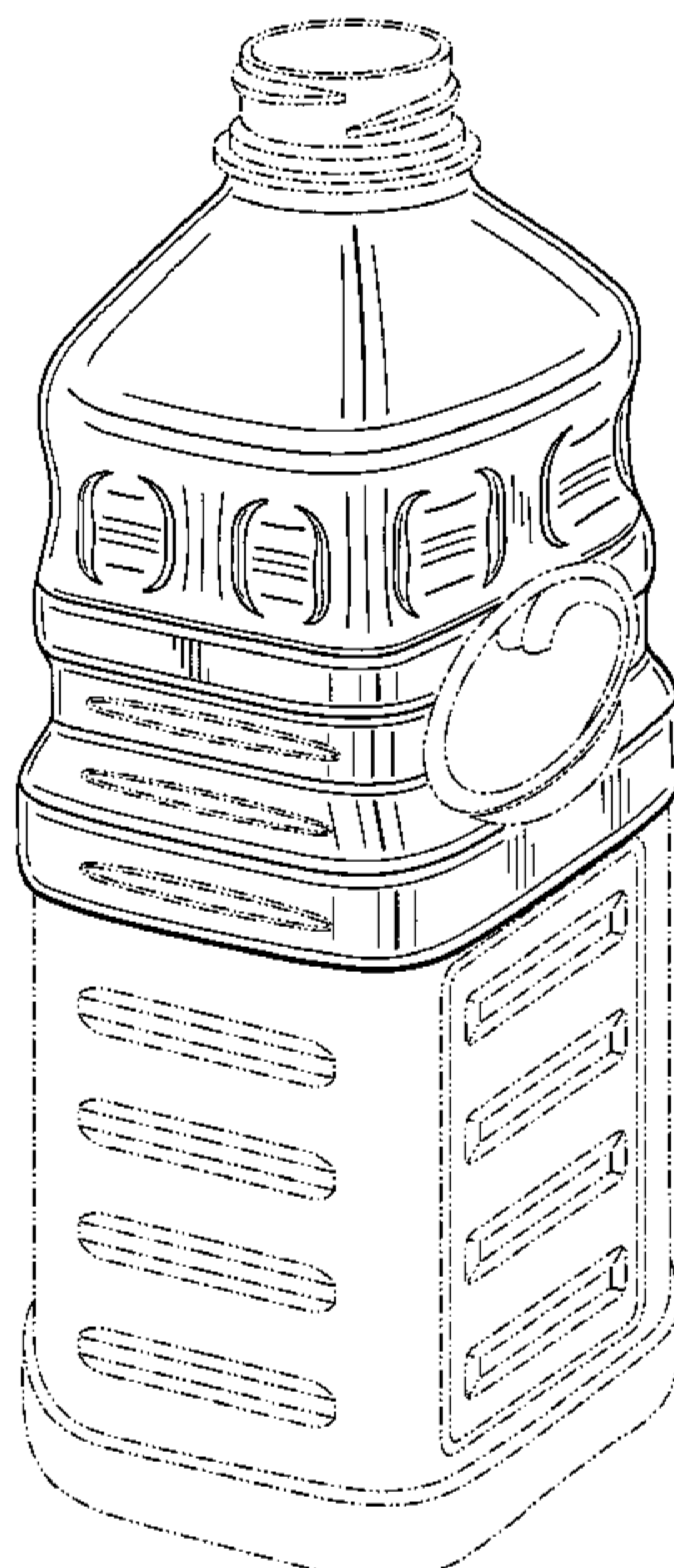
FIG. 3 is a right side elevation view thereof, the left side elevation view being identical thereto;

FIG. 4 is a top plan view thereof; and,

FIG. 5 is a bottom plan view thereof.

The broken line showing of a bottle is included for the purpose of illustrating only and forms no part of the claimed design.

**1 Claim, 4 Drawing Sheets**



# US D576,493 S

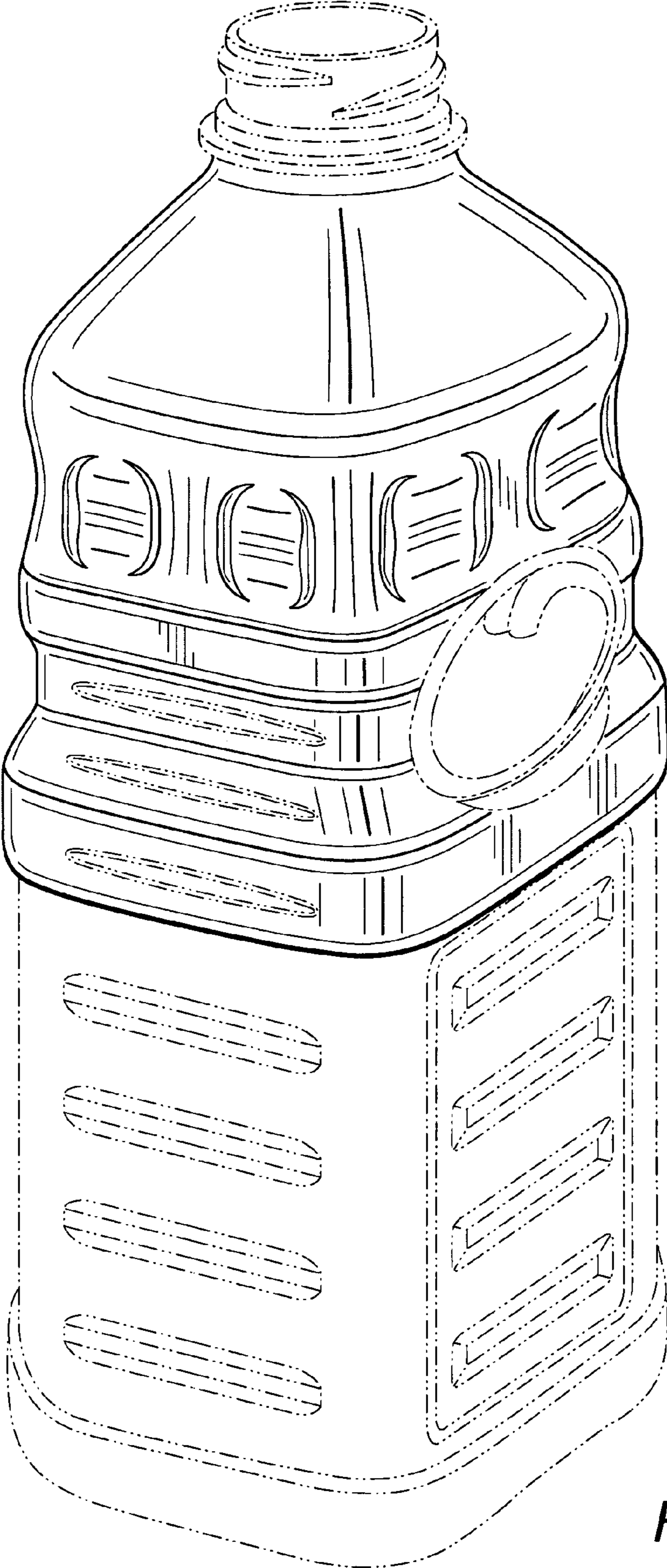
Page 2

---

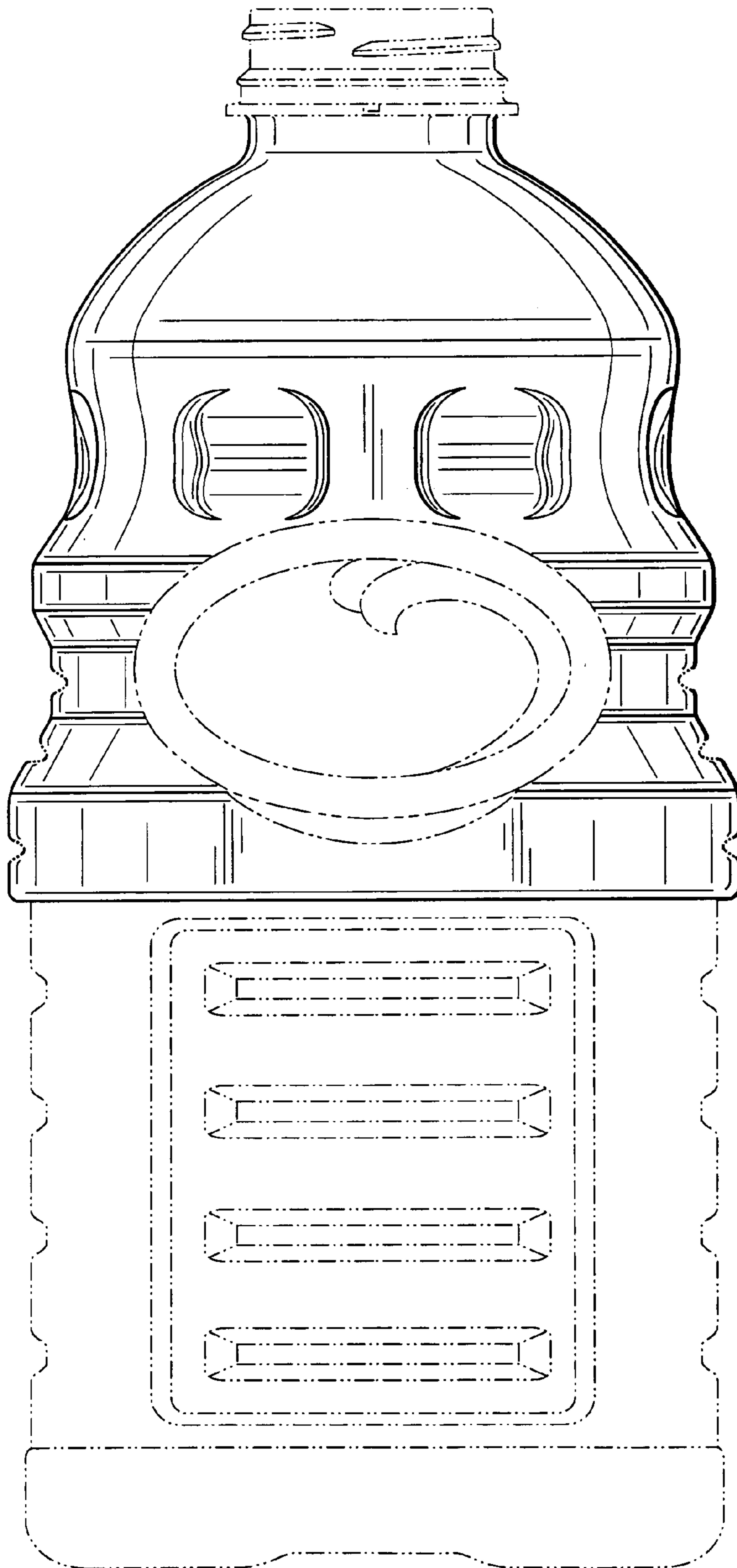
## U.S. PATENT DOCUMENTS

D533,782	S	12/2006	Ogg et al.				
D536,258	S *	2/2007	Ogg et al. ....	D9/564	2001/0037992	A1	11/2001 Tanabe et al.
D547,670	S *	7/2007	Heisner .....	D9/658	2003/0136754	A1 *	7/2003 Bourque et al. .... 215/384
D560,496	S *	1/2008	Heisner .....	D9/516	2004/0129669	A1 *	7/2004 Kelley et al. .... 215/382
D565,962	S *	4/2008	Sasaki et al. ....	D9/567	2004/0164046	A1 *	8/2004 Kelley .....
7,350,658	B2 *	4/2008	Bourque et al. ....	215/384	2006/0091102	A1	5/2006 Bourque et al.
					2007/0039918	A1	2/2007 Lane et al.

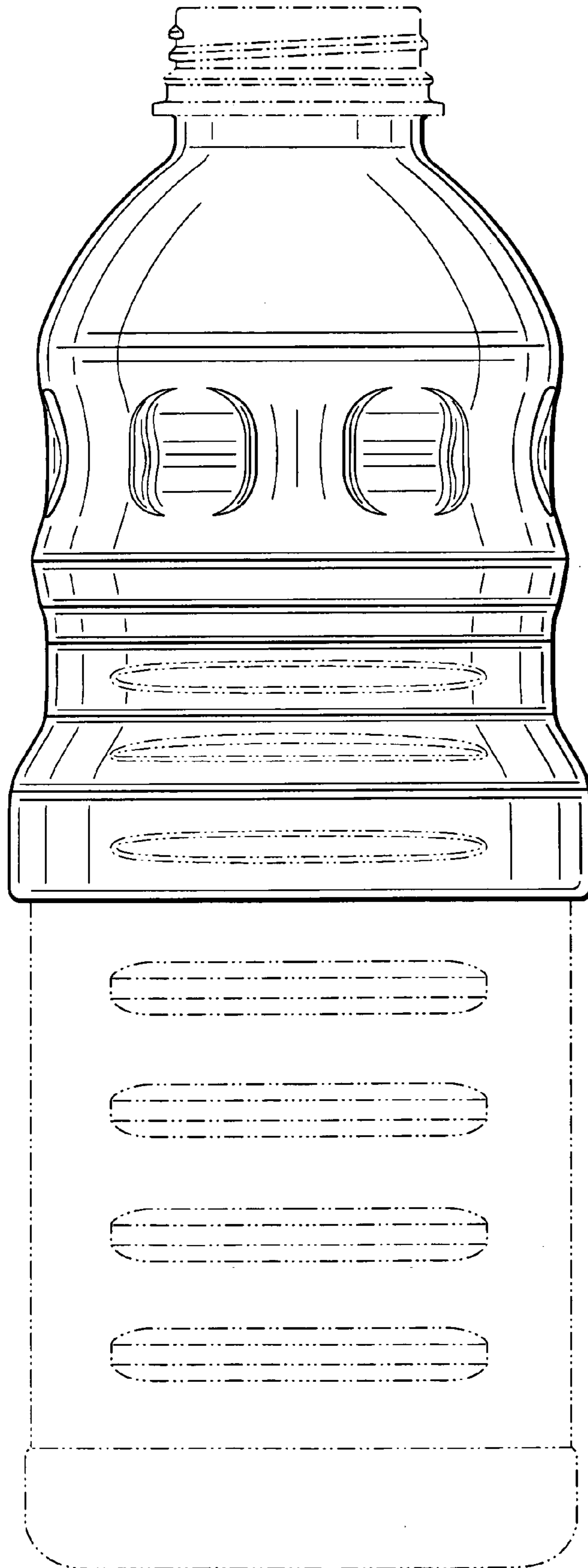
\* cited by examiner



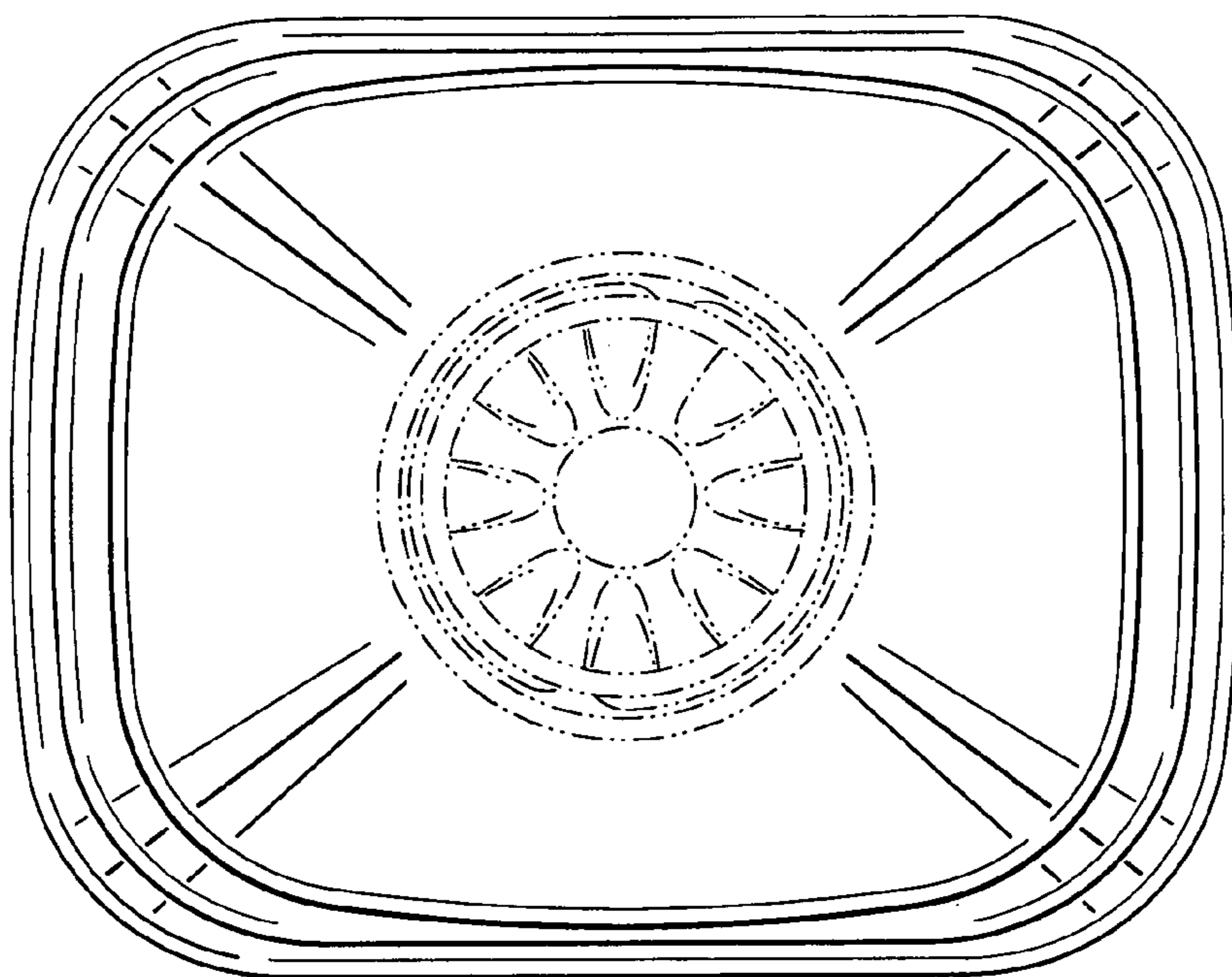
*Fig. 1*



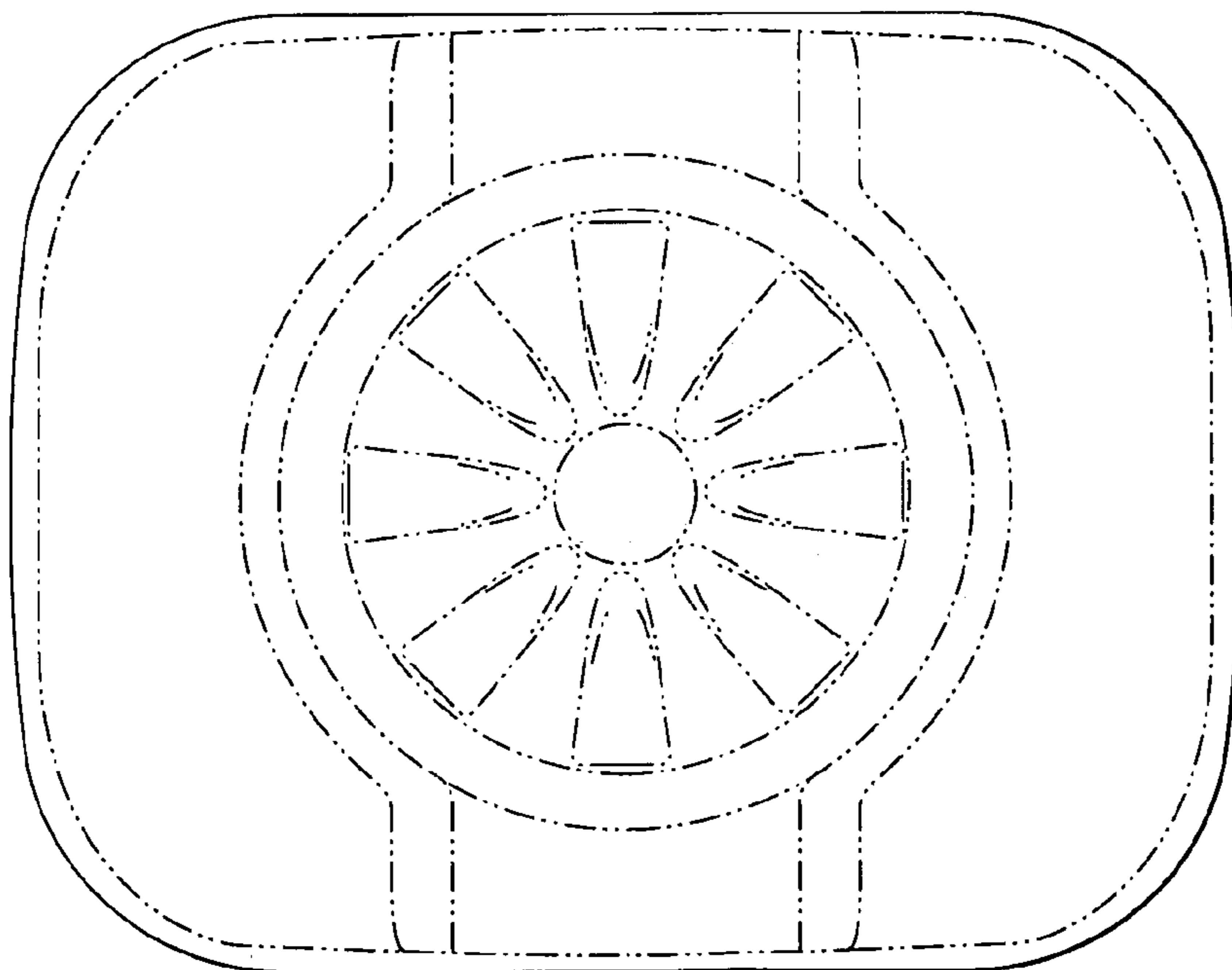
*Fig. 2*



*Fig. 3*



*Fig. 4*



*Fig. 5*