



US00D576492S

(12) **United States Design Patent**
Crawford et al.

(10) **Patent No.:** **US D576,492 S**
(45) **Date of Patent:** **** *Sep. 9, 2008**

(54) **RIGHT SIDE PORTION OF A CONTAINER**

D124,748 S 1/1941 Lloyd

(75) Inventors: **John C. Crawford**, Mahopac, NY (US);
Roland Charriez, Mohegan Lake, NY (US)

(Continued)

FOREIGN PATENT DOCUMENTS

(73) Assignee: **Colgate-Palmolive Company**, New York, NY (US)

AU 96326 6/2006

(Continued)

(*) Notice: This patent is subject to a terminal disclaimer.

Primary Examiner—Stella M. Reid

Assistant Examiner—Elizabeth J Oswecki

(74) *Attorney, Agent, or Firm*—Michael J. Wallace

(**) Term: **14 Years**

(57) **CLAIM**

(21) Appl. No.: **29/278,217**

The ornamental design for a right side of a container, as shown and described.

(22) Filed: **Mar. 22, 2007**

(51) **LOC (8) Cl.** **09-01**

DESCRIPTION

(52) **U.S. Cl.** **D9/516; D9/545**

FIG. 1 is a perspective view of the right side portion of a container showing our new design;

(58) **Field of Classification Search** D9/516,

FIG. 2 is a front elevation view thereof.

D9/522, 530, 537, 540, 543, 545, 549, 571,
D9/544, 575, 500, 502, 505, 687, 688–691;
215/381–385, 396, 398

FIG. 3 is a rear elevation view thereof.

See application file for complete search history.

FIG. 4 is a left side elevation view thereof.

(56) **References Cited**

FIG. 5 is a right side elevation view thereof.

U.S. PATENT DOCUMENTS

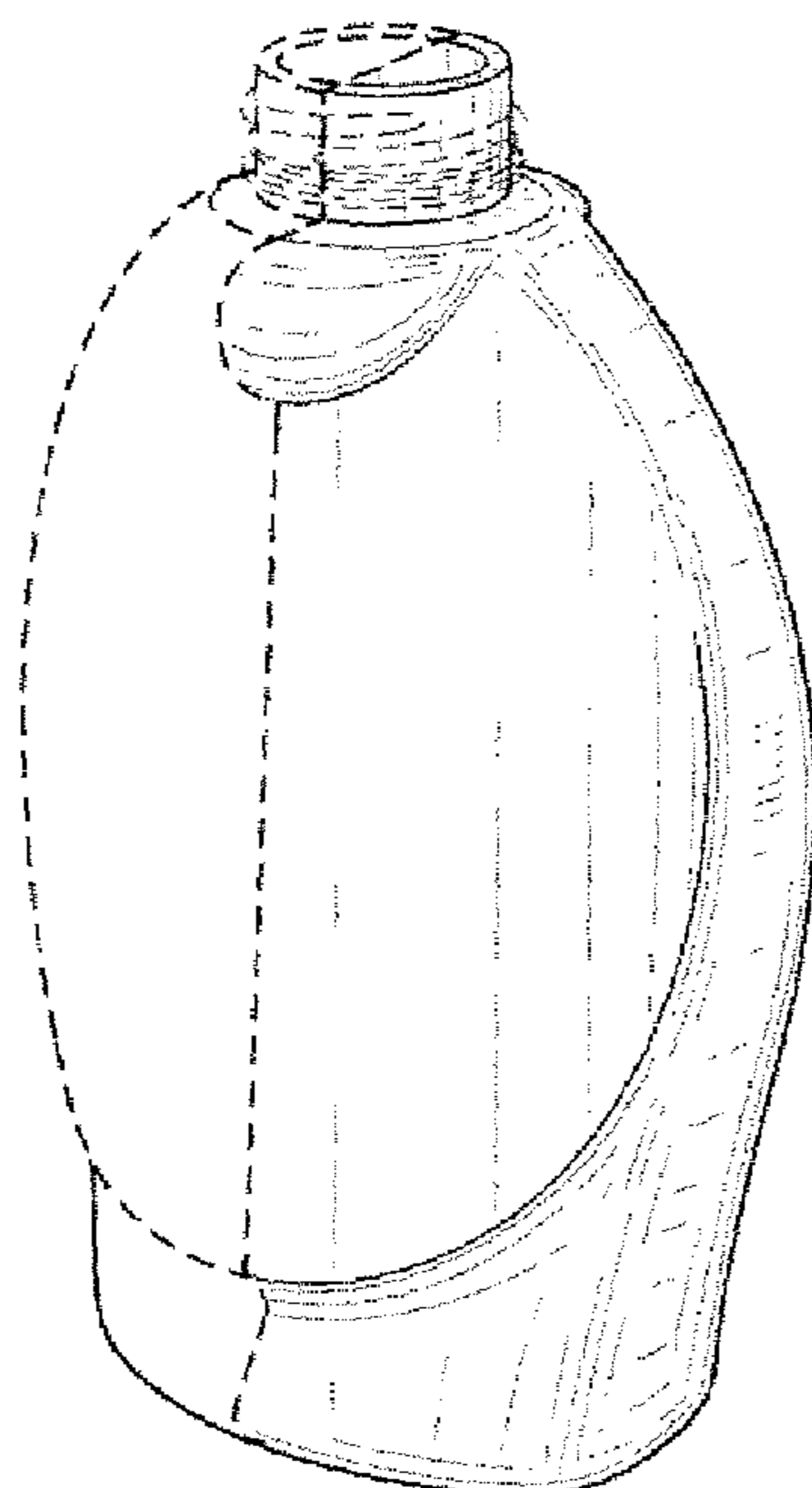
FIG. 6 is a top plan view thereof; and,

297,075 A * 4/1884 Harden 169/36
D68,340 S 9/1925 Oppenheim, Jr.
D71,162 S * 9/1926 Smith D9/544
D95,888 S 6/1935 Adams
D102,283 S 12/1936 Marrow
D111,169 S * 9/1938 Bicks D9/567

FIG. 7 is a bottom plan view thereof.

The broken line showing of the left side portion of the container and the bottom of the container is for illustrative purposes only and forms no part of the claimed design.

1 Claim, 6 Drawing Sheets



US D576,492 S

Page 2

U.S. PATENT DOCUMENTS

D136,219 S	8/1943	Breeden	
D157,508 S	2/1950	Montenier	
D201,220 S	5/1965	Lorenzen	
D207,801 S	5/1967	Roberts	
D222,611 S	11/1971	Strand	
D228,281 S	9/1973	Hoffman	
D229,544 S	12/1973	Weckman	
D241,418 S	9/1976	Koenigsberg	
D245,317 S	8/1977	Pardo	
D263,931 S	4/1982	de Nola	
D265,975 S	* 8/1982	Vaussanvin	D9/564
D278,411 S	4/1985	Reitzel et al.	
D284,739 S	7/1986	Thieffry	
D302,792 S	8/1989	Dinand	
D315,501 S	* 3/1991	Durand	D9/564
D316,969 S	5/1991	Wiseman et al.	
D321,132 S	10/1991	Wiseman et al.	
D322,029 S	12/1991	Caputo	
D329,805 S	* 9/1992	Normand	D9/520
D357,856 S	5/1995	Kudo et al.	
D369,294 S	4/1996	Hirato	
D376,310 S	12/1996	Crawford	
D378,276 S	3/1997	Kotoucek et al.	
D381,261 S	7/1997	Crawford	
D395,399 S	6/1998	Crawford	
D398,532 S	9/1998	Crawford	
D401,157 S	* 11/1998	Gech et al.	D9/570
D406,066 S	2/1999	Crawford	
D413,807 S	9/1999	Mikla	
D414,103 S	9/1999	Crawford	
D414,117 S	9/1999	Mikla	
D416,805 S	11/1999	Mikla	
D421,215 S	2/2000	Crawford	
D423,368 S	4/2000	Crawford	
D433,623 S	11/2000	Crawford	
D433,637 S	11/2000	Hailey et al.	
D450,247 S	* 11/2001	Johnson et al.	D9/542
D451,008 S	11/2001	Crawford	
D480,008 S	9/2003	Maus	

D482,624 S	11/2003	Hadkte et al.
D484,403 S	12/2003	Crawford
D490,320 S	5/2004	Guislain
D491,813 S	6/2004	Calello
D513,189 S	12/2005	Busa, Jr. et al.
D514,948 S	2/2006	Busa, Jr. et al.
D517,416 S	3/2006	Borgerson et al.

FOREIGN PATENT DOCUMENTS

AU	96327	6/2006
AU	96328	6/2006
AU	96329	6/2006
AU	99567	6/2006
AU	99958	6/2006
AU	109887	6/2006
AU	109888	6/2006
AU	139144	6/2006
AU	140220	6/2006
AU	141555	6/2006
AU	146733	6/2006
AU	150634	6/2006
AU	151792	6/2006
AU	151837	6/2006
AU	151838	6/2006
AU	151839	6/2006
AU	151840	6/2006
AU	151841	6/2006
BR	MI 3600902	9/1977
BR	MI 3600903	9/1977
BR	MI 4901641	5/1990
BR	DI 5800581-1	12/1998
BR	DI 5801379-2	6/2000
BR	DI 6203612-2 F	3/2003
BR	DI 6304060-3 F	2/2004
FR	374674-374677	10/1994
RU	49646	12/2001
WO	DM/050324	3/2000
WO	DM/063943	8/2003

* cited by examiner

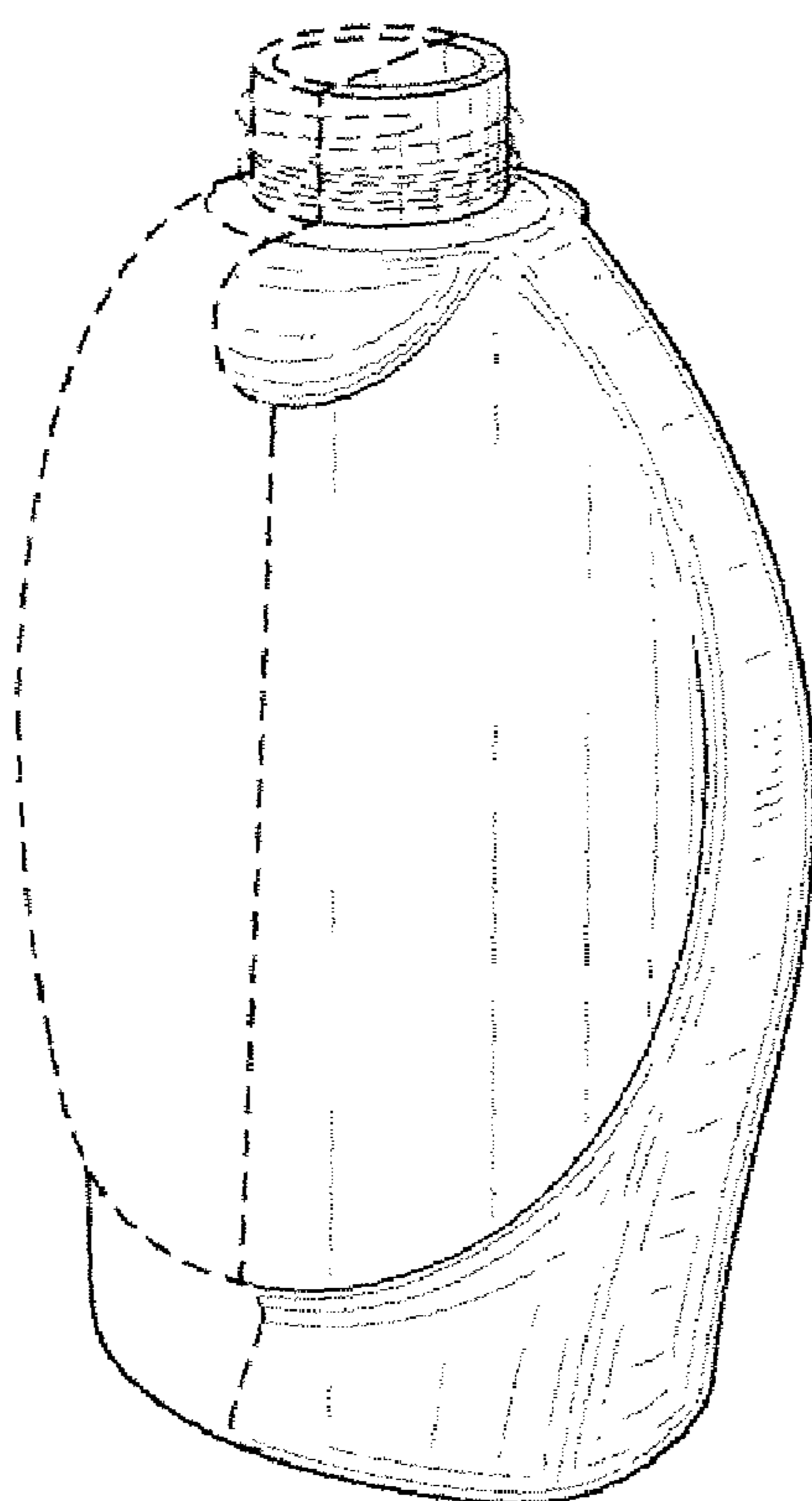


FIG. 1

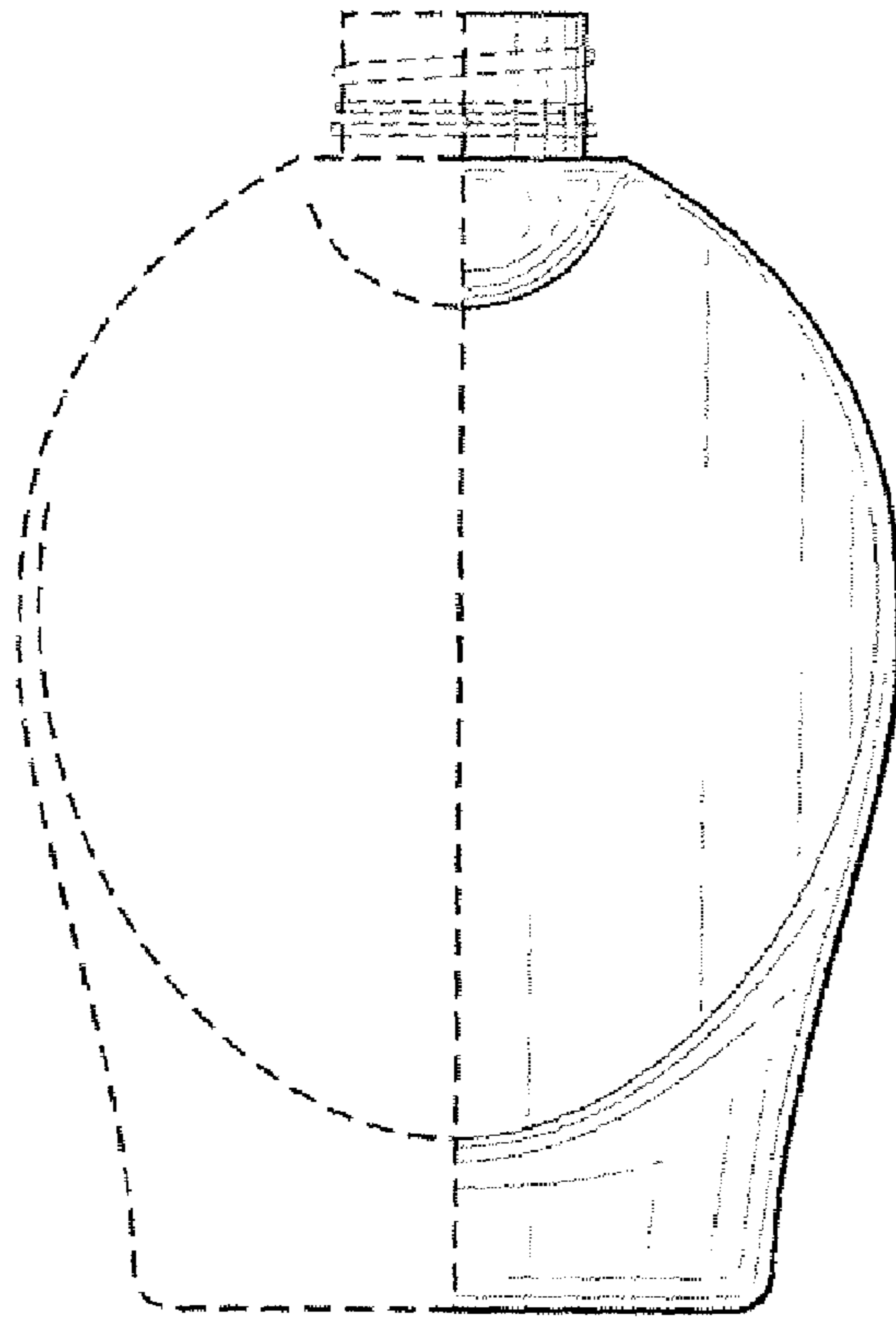


FIG. 2

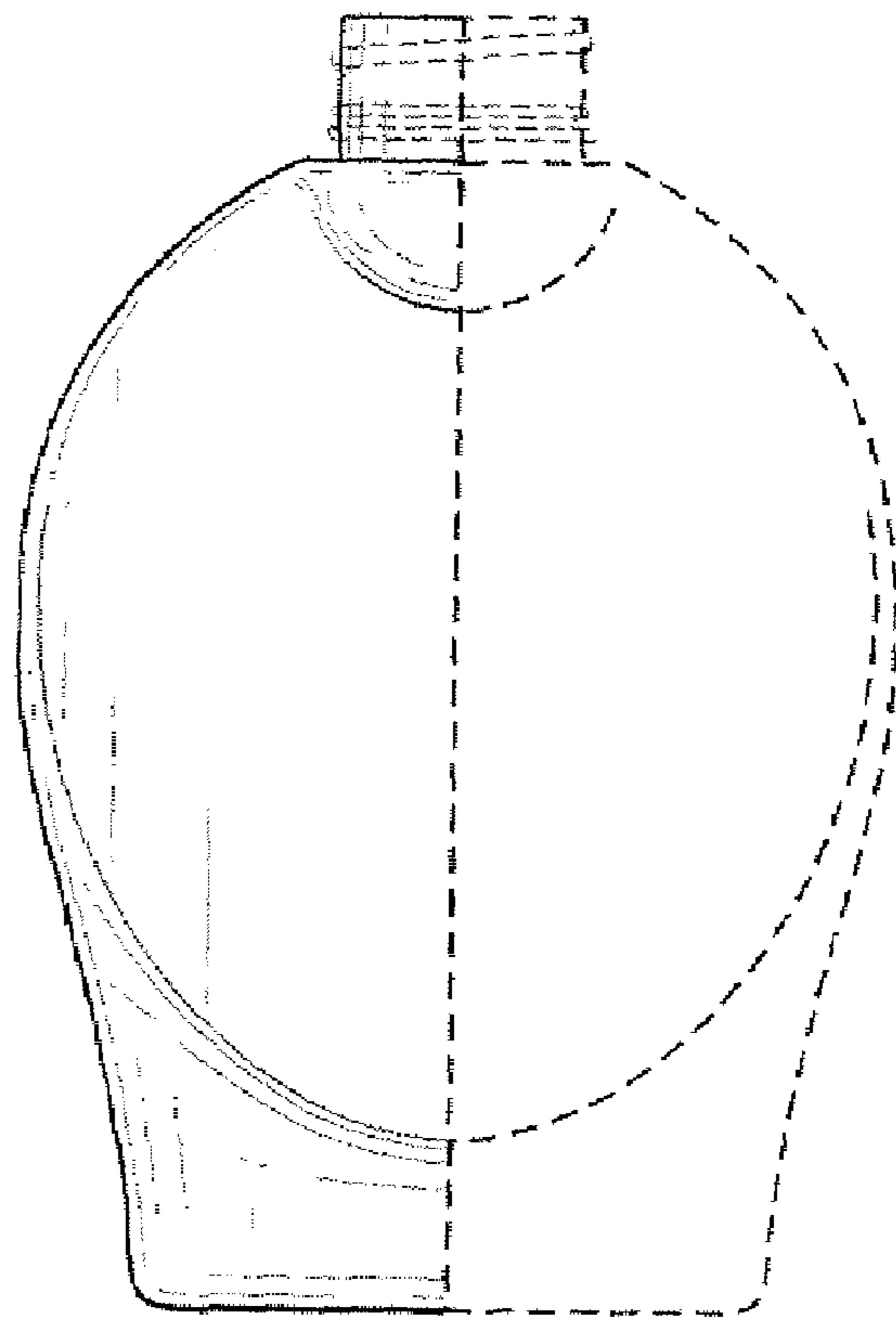


FIG. 3




FIG. 4

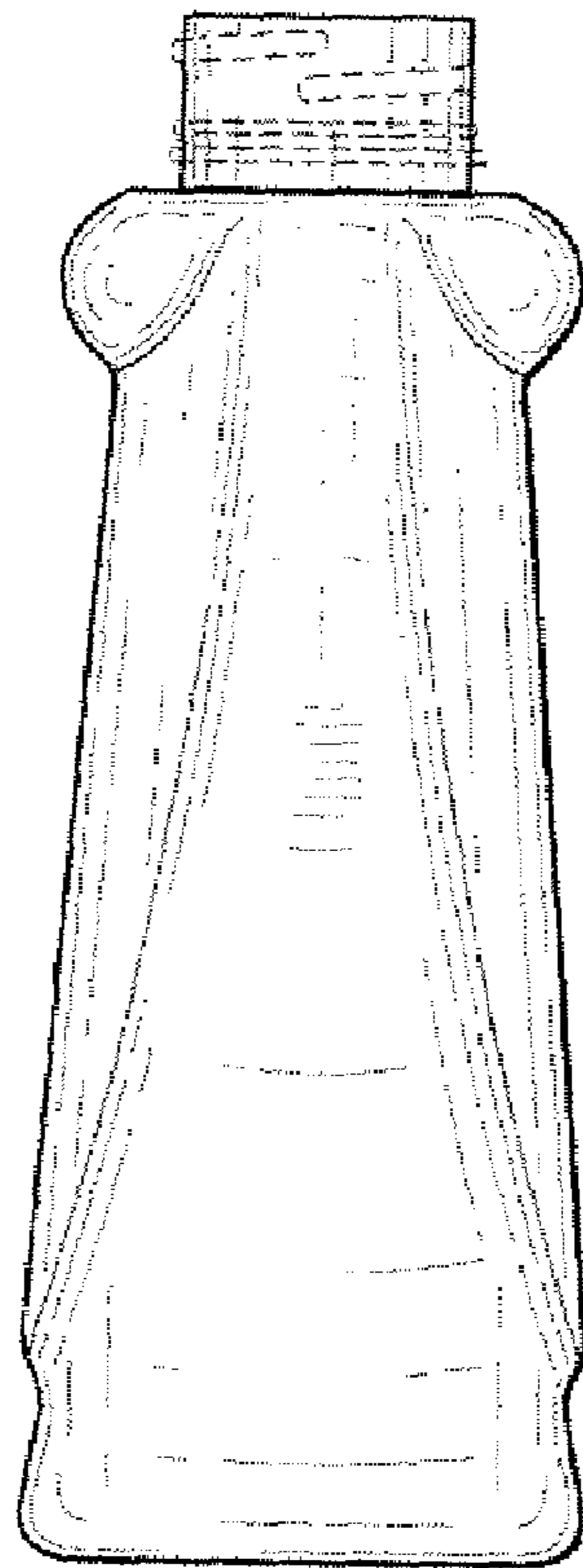


FIG. 5

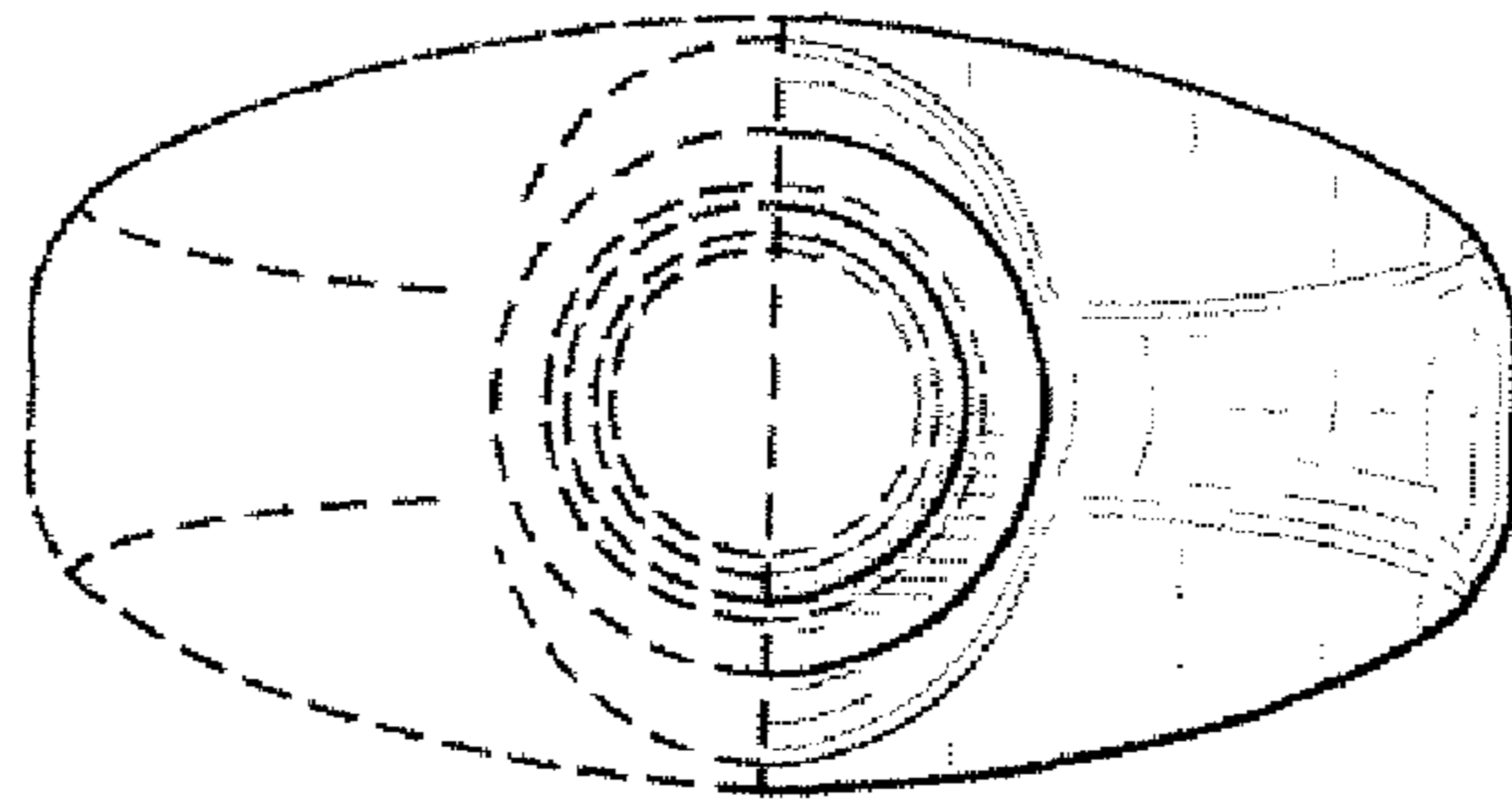


FIG. 6

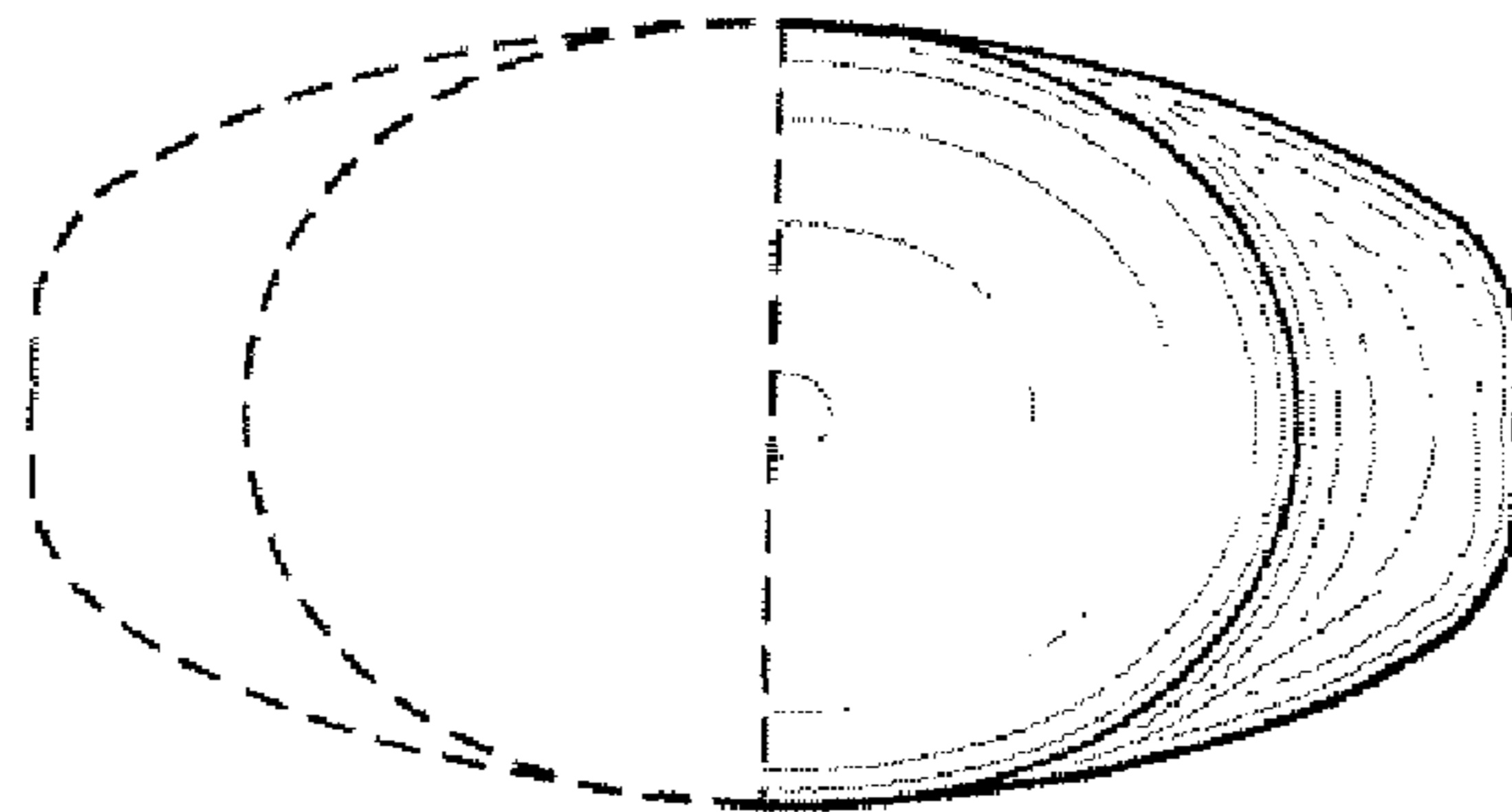


FIG. 7