

US00D576474S

(12) **United States Design Patent**
Given

(10) **Patent No.:** **US D576,474 S**

(45) **Date of Patent:** **** Sep. 9, 2008**

(54) **CORD HOOK**

(75) Inventor: **Jeffrey T. Given**, St. Paul, MN (US)

(73) Assignee: **Bercom International, LLC**,
Chanhassen, MN (US)

(**) Term: **14 Years**

(21) Appl. No.: **29/297,900**

(22) Filed: **Nov. 21, 2007**

(51) **LOC (8) Cl.** **08-05**

(52) **U.S. Cl.** **D8/367**

(58) **Field of Classification Search** D8/14,
D8/367, 370, 371, 372, 373; 24/68 CD, 115 A,
24/133, 136 R, 265 CD, 265 H, 265 EE,
24/300, 323, 569.1 D; D6/315, 320, 323,
D6/566, 567, 569; 248/227.4, 303; 211/30,
211/31, 34, 35, 106

See application file for complete search history.

(56) **References Cited**

U.S. PATENT DOCUMENTS

252,832 A	1/1882	Bernd	
274,935 A *	4/1883	Green	24/133
3,751,772 A *	8/1973	Grandjanny	24/115 A
3,879,812 A *	4/1975	Clinch	24/598.1
4,004,770 A *	1/1977	Karass	248/323
D243,441 S *	2/1977	Podd	D8/367
4,831,692 A	5/1989	Chuan	24/300
5,317,788 A	6/1994	Esposito et al.	24/300
5,517,735 A	5/1996	Tsai	24/599.9
5,546,639 A	8/1996	Lacore et al.	24/265 H
5,630,257 A *	5/1997	Brody et al.	24/300
5,638,584 A	6/1997	De Anfrasio	24/265 H
5,651,633 A	7/1997	Howe	403/392
5,682,652 A	11/1997	Brody et al.	24/300
5,729,872 A	3/1998	Ginocchio	24/16 R
5,797,167 A	8/1998	Schwab	24/16 R
D409,899 S	5/1999	Schrader	D8/367
D427,506 S *	7/2000	Smith	D8/367

6,094,784 A *	8/2000	Schrader	24/265 CD
D442,069 S *	5/2001	Gallagher	D8/367
6,308,383 B1	10/2001	Schrader	24/265 H
D449,975 S *	11/2001	Smith et al.	D8/367
6,851,163 B2	2/2005	Selby	24/598.4
6,938,306 B2	9/2005	Joubert et al.	24/300
7,028,967 B2	4/2006	Burwell et al.	248/500
D525,861 S	8/2006	Mackey et al.	D8/367
D546,169 S *	7/2007	Selby	D8/367
D557,591 S *	12/2007	Mackey	D8/367

FOREIGN PATENT DOCUMENTS

CH 79324 11/1918

OTHER PUBLICATIONS

http://www.bungeecentral.com/fittings/bungee_fittings.html (10 pages).

* cited by examiner

Primary Examiner—T. Chase Nelson
Assistant Examiner—Barbara B Lohr
(74) *Attorney, Agent, or Firm*—Westman, Champlin & Kelly, P.A.

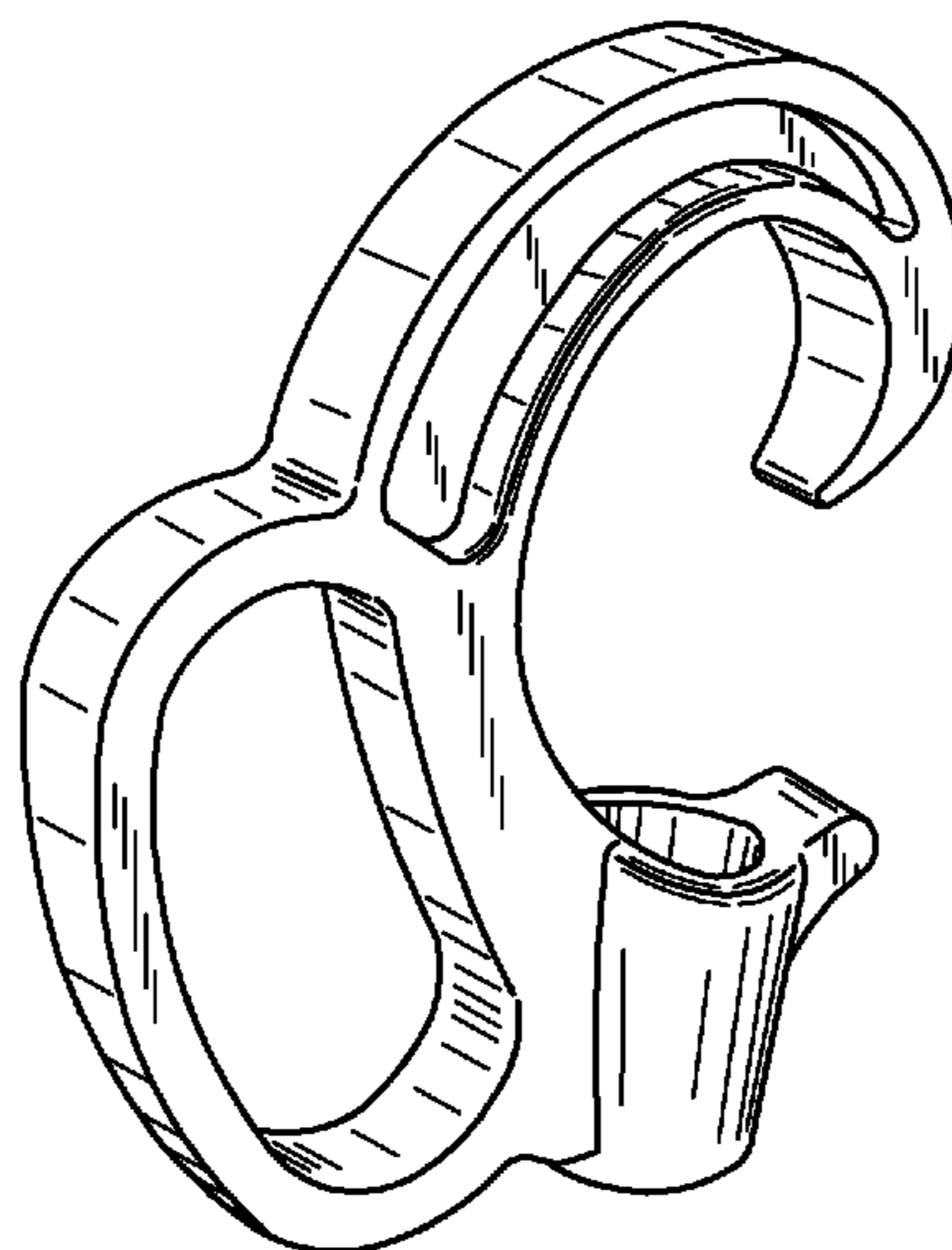
(57) **CLAIM**

The ornamental design for a cord hook, as shown and described.

DESCRIPTION

FIG. 1 is an isometric view of a cord hook;
FIG. 2 is a side view thereof, as taken from the left side of FIG. 1;
FIG. 3 is a side view thereof, as taken from the right side of FIG. 1 (the side views are mirror images of one another);
FIG. 4 is a rear view thereof;
FIG. 5 is a front view thereof;
FIG. 6 is a top view thereof; and,
FIG. 7 is a bottom view thereof.

1 Claim, 4 Drawing Sheets



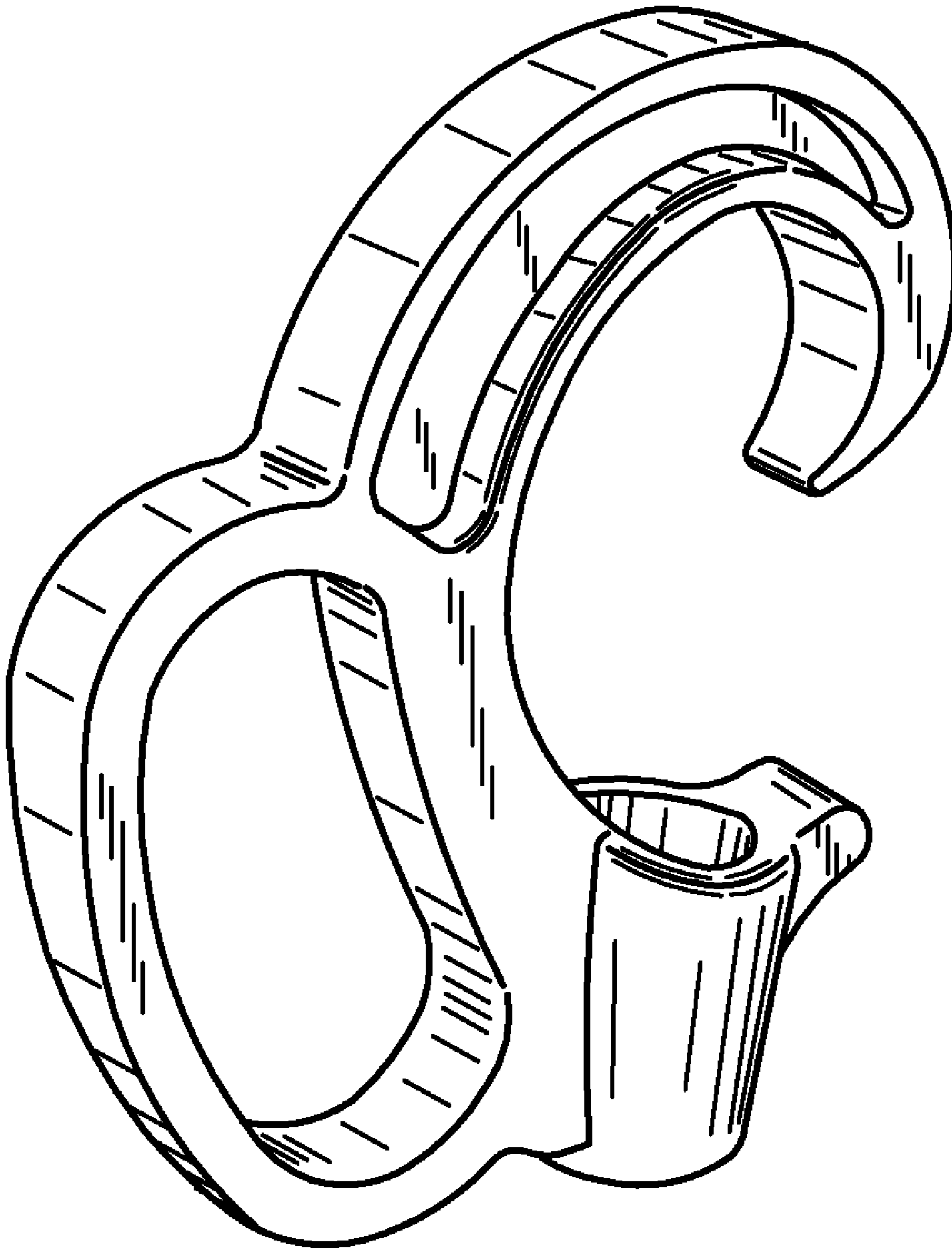


Fig. 1

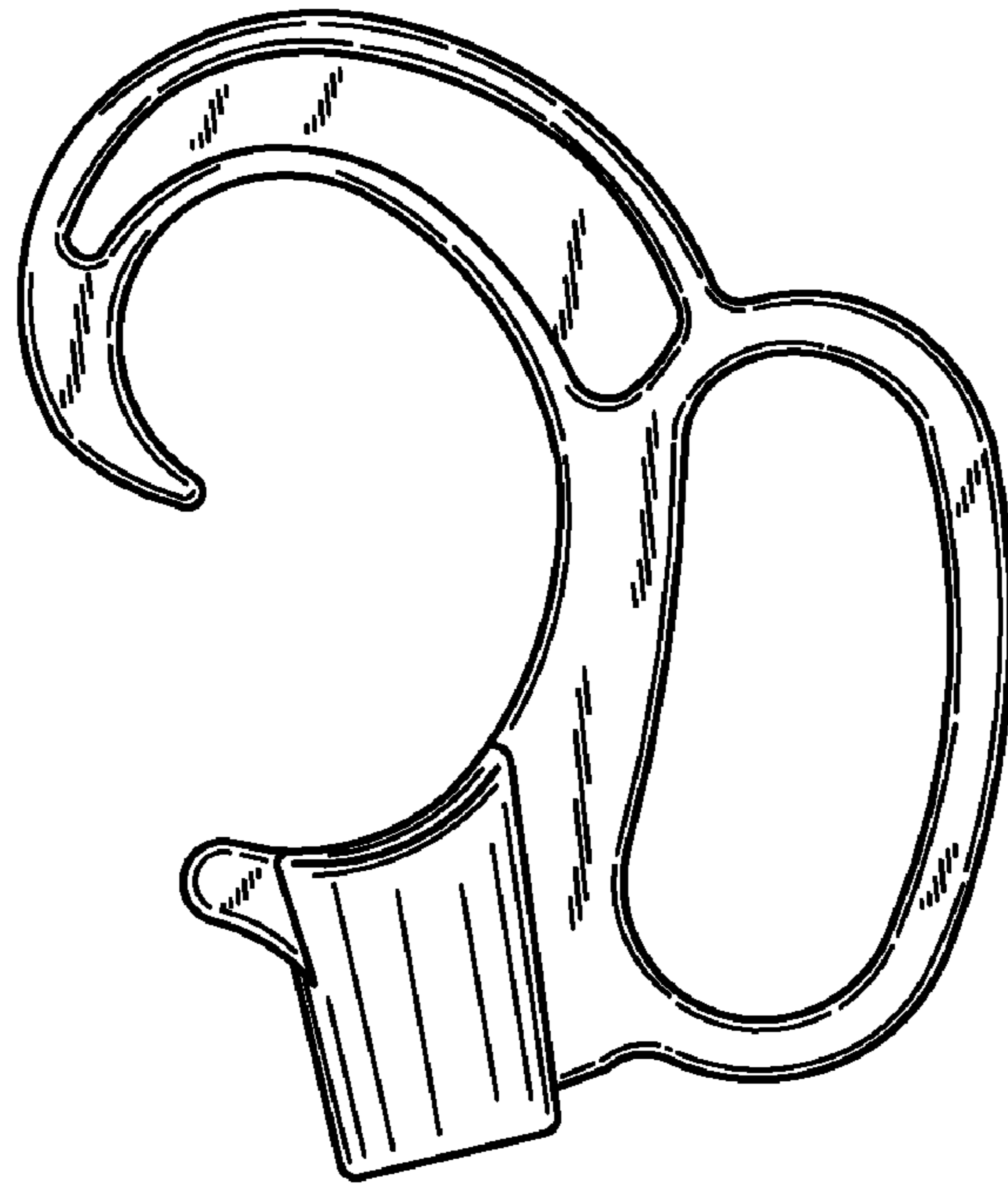


Fig. 2

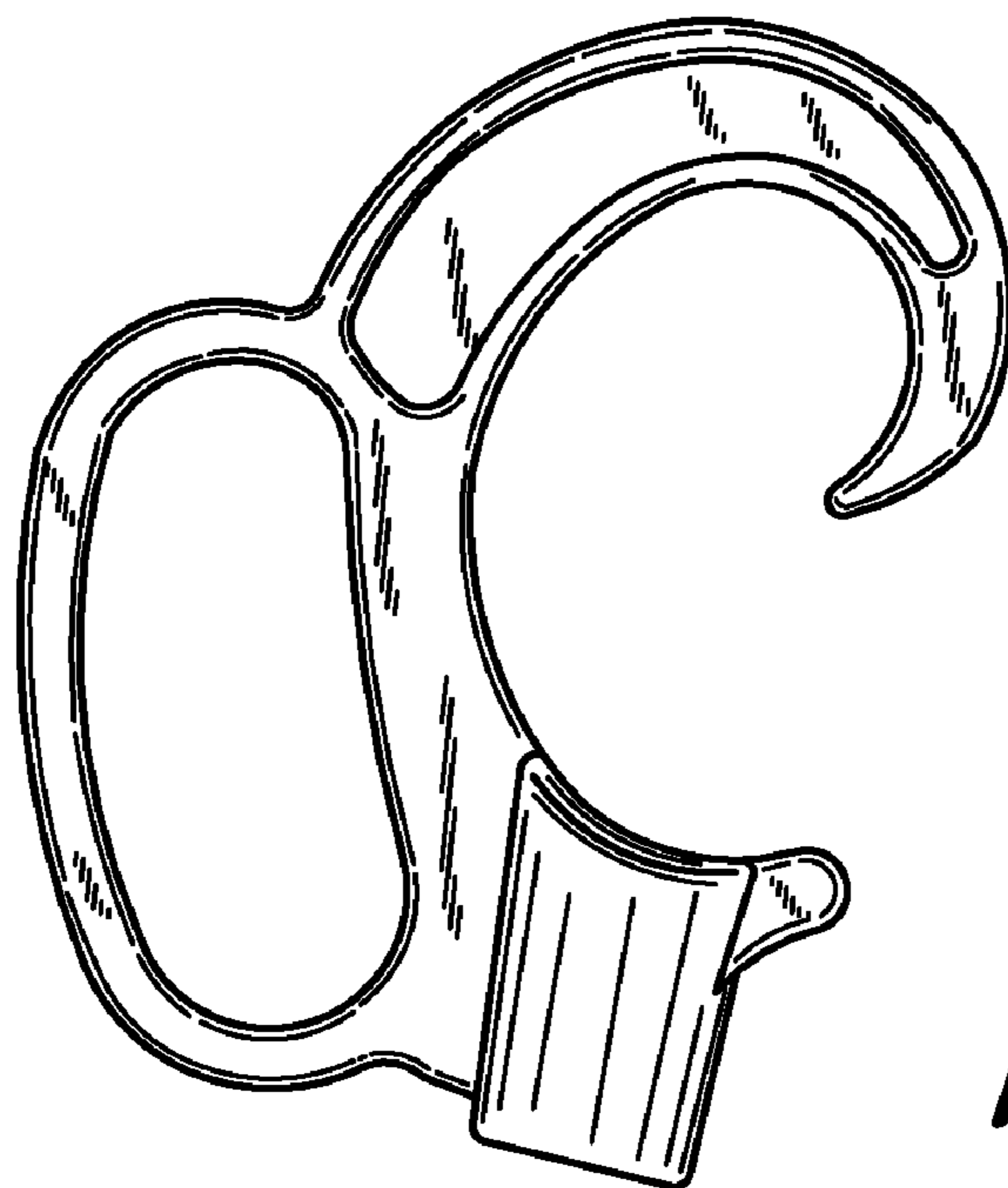


Fig. 3

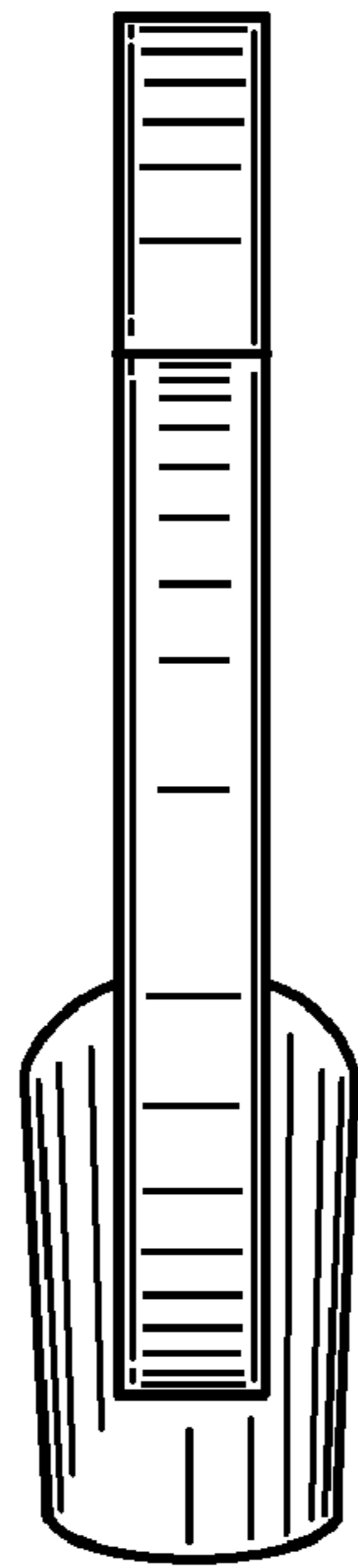


Fig. 4

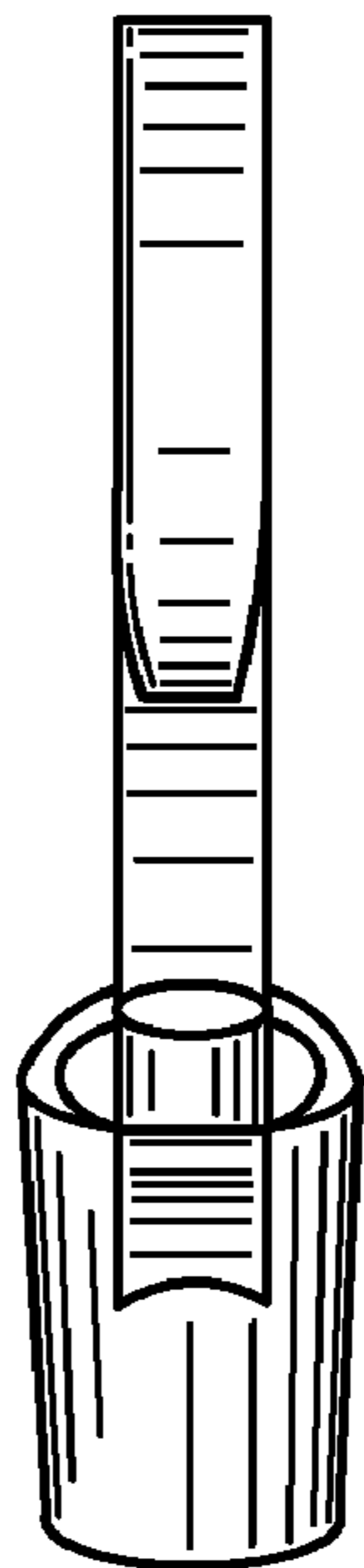


Fig. 5

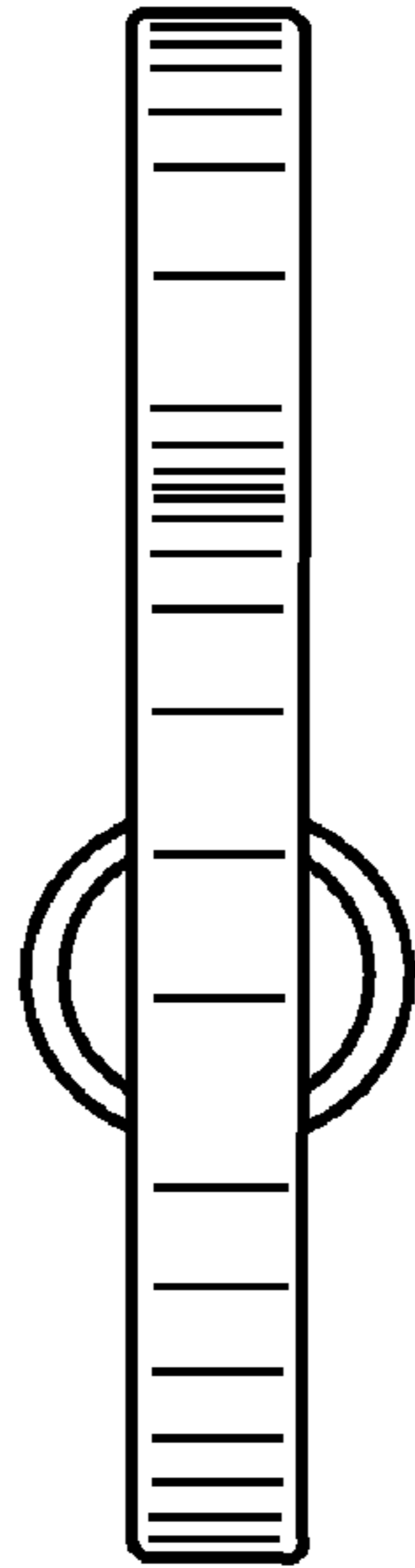


Fig. 6

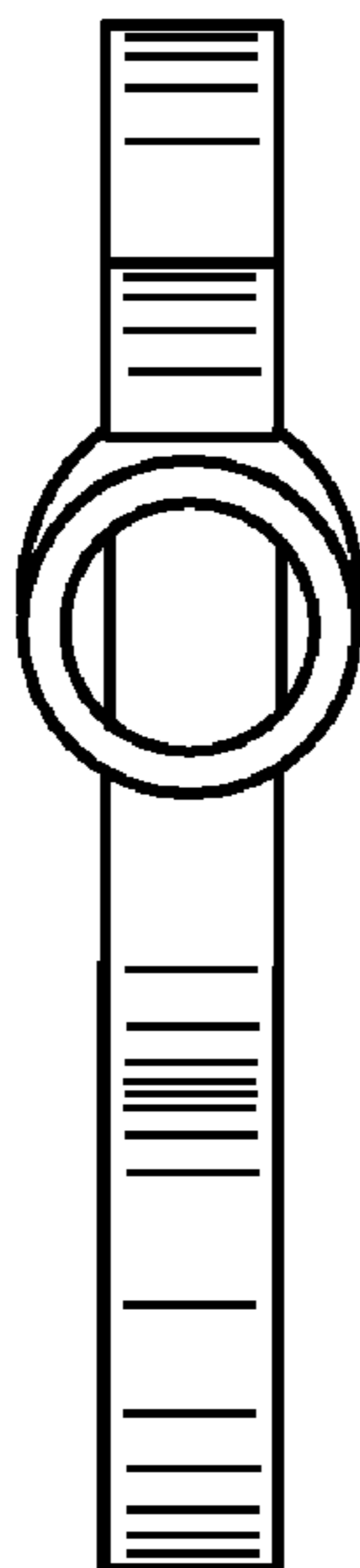


Fig. 7