



US00D576467S

(12) **United States Design Patent**  
**Shu**

(10) **Patent No.:** **US D576,467 S**  
(45) **Date of Patent:** **\*\* Sep. 9, 2008**

(54) **TOOL HANDLE**

(76) Inventor: **Zu-Shung Shu**, No. 11, Alley 11, Lane  
25, Kuo Chung 1st Road, Ta Li City,  
Taichung Hsien (TW)

(\*\*) Term: **14 Years**

(21) Appl. No.: **29/278,424**

(22) Filed: **Mar. 29, 2007**

(51) **LOC (8) Cl.** ..... **08-05**

(52) **U.S. Cl.** ..... **D8/107**

(58) **Field of Classification Search** ..... D8/82-87,  
D8/107; 81/117.1, 436, 437, 439, 440, 438;  
16/11 R, 111 R

See application file for complete search history.

(56) **References Cited**

**U.S. PATENT DOCUMENTS**

D346,943 S *	5/1994	Haberstroh	.....	D8/83
D418,731 S *	1/2000	Rowlay et al.	.....	D8/85
D454,477 S *	3/2002	Lin	.....	D8/83
D465,715 S *	11/2002	Chiang	.....	D8/107
D467,486 S *	12/2002	Mathieu et al.	.....	D8/83
6,568,693 B2 *	5/2003	Glass	.....	279/80
D479,112 S *	9/2003	Wu	.....	D8/83
D481,922 S *	11/2003	Yu et al.	.....	D8/107
D517,394 S *	3/2006	Chen	.....	D8/107
D526,875 S *	8/2006	Chen	.....	D8/83

D533,428 S *	12/2006	Tsai	.....	D8/107
D550,531 S *	9/2007	Yeh	.....	D8/83
D551,052 S *	9/2007	Lin	.....	D8/107
D551,530 S *	9/2007	Hirsch	.....	D8/83
D552,956 S *	10/2007	Wen	.....	D8/107
2004/0163501 A1 *	8/2004	Chen	.....	81/177.1

\* cited by examiner

*Primary Examiner*—Cathron Brooks

*Assistant Examiner*—Barbara Fox

(74) *Attorney, Agent, or Firm*—Alan Kamrath; Kamrath & Associates PA

(57) **CLAIM**

The ornamental design for tool handle, as shown and described.

**DESCRIPTION**

FIG. 1 is a perspective view of a tool handle showing my new design;

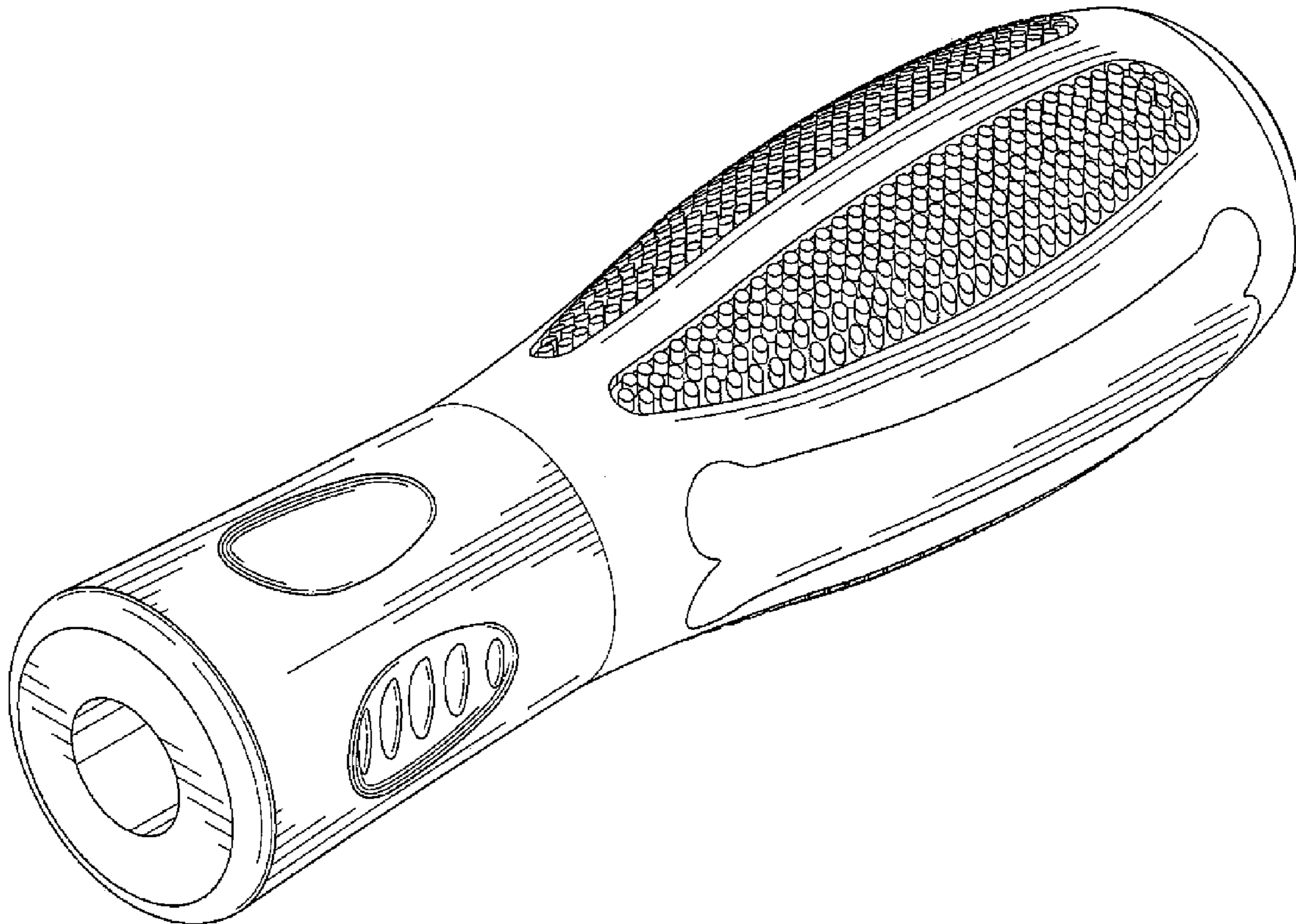
FIG. 2 is a front view thereof;

FIG. 3 is a rear view thereof;

FIG. 4 is a left view thereof; the opposite side being a mirror image of the shown; and,

FIG. 5 is a top view thereof; the opposite side being a mirror image of the shown.

**1 Claim, 4 Drawing Sheets**



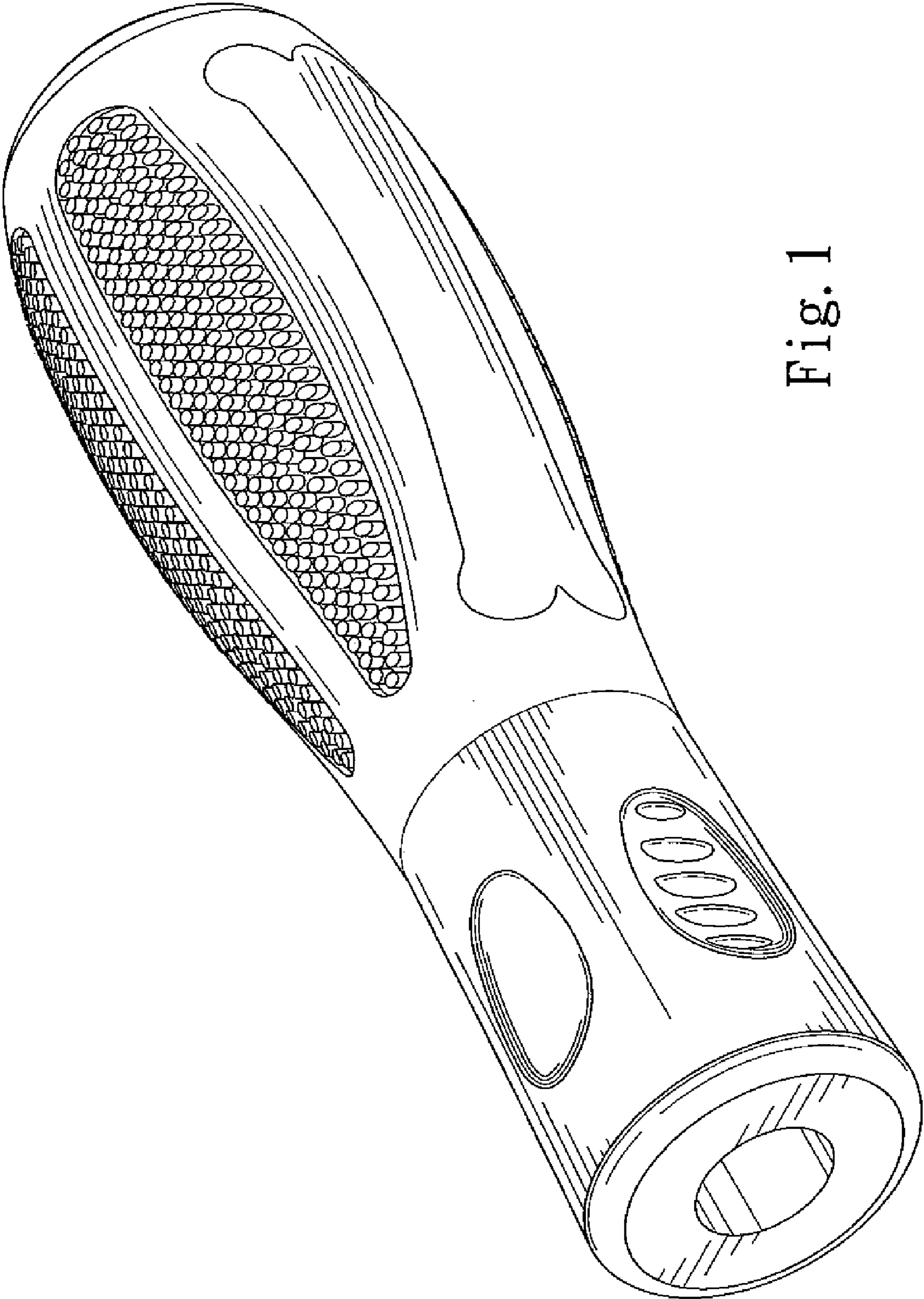


Fig. 1

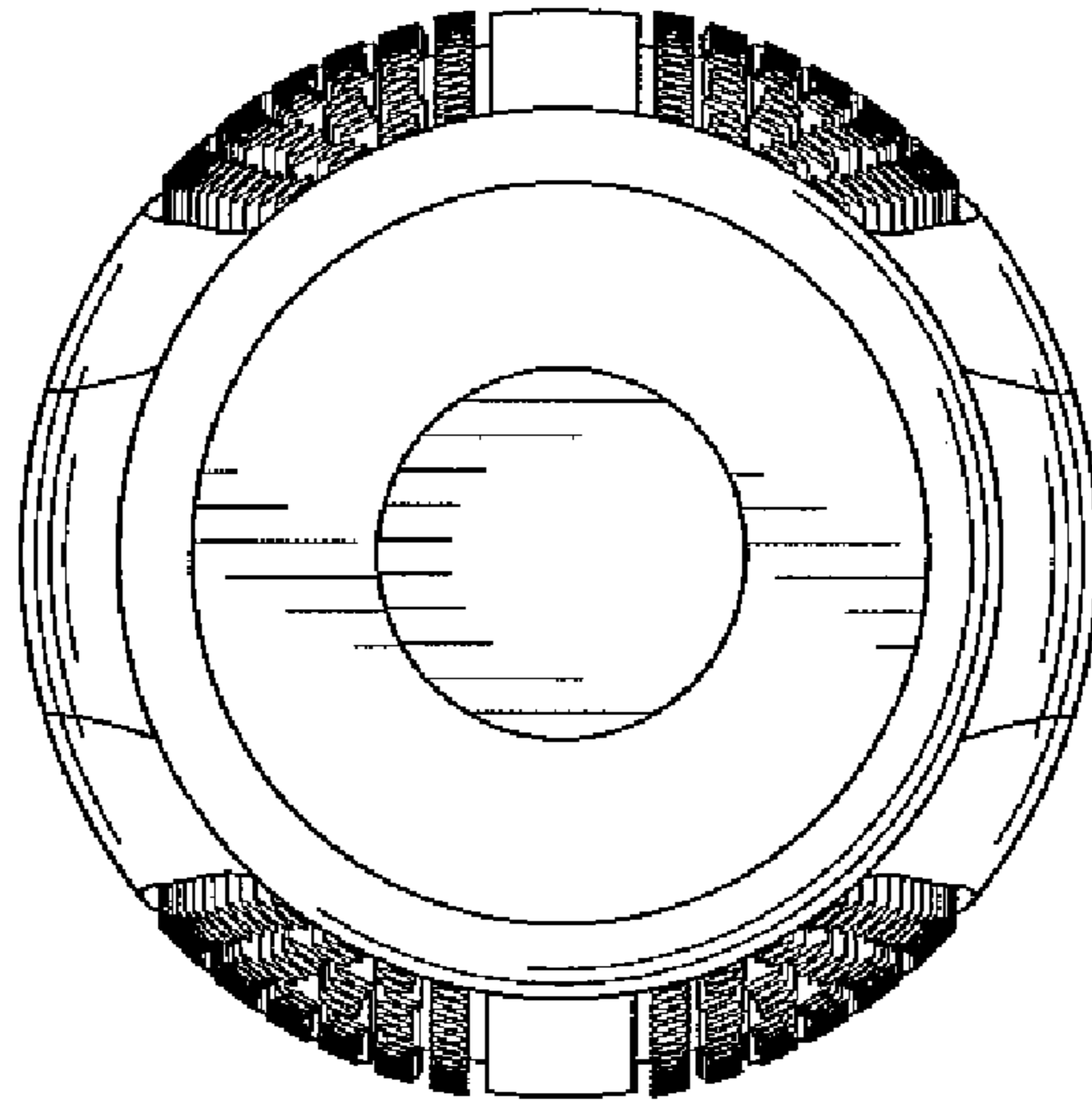


Fig. 2

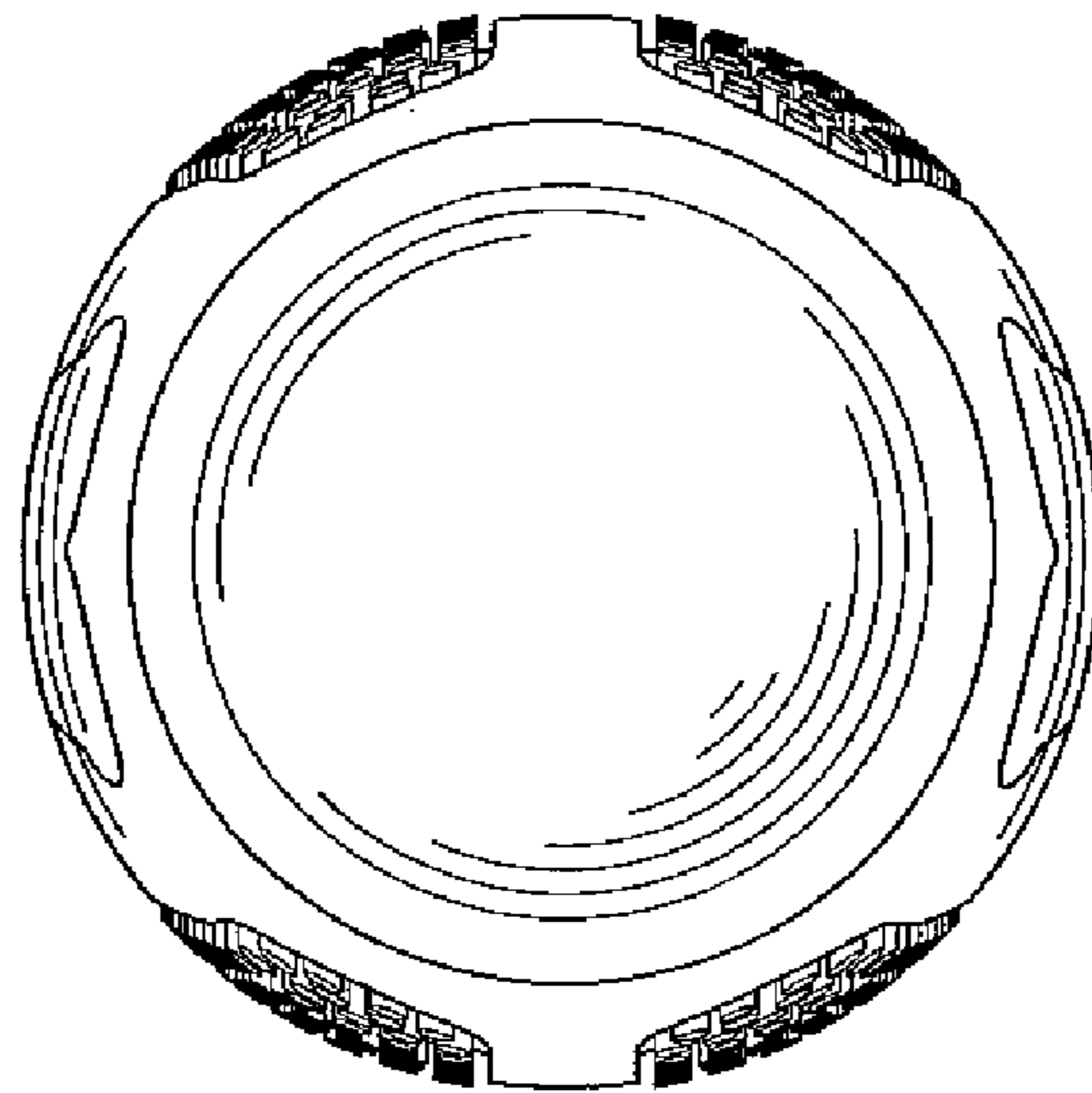


Fig. 3

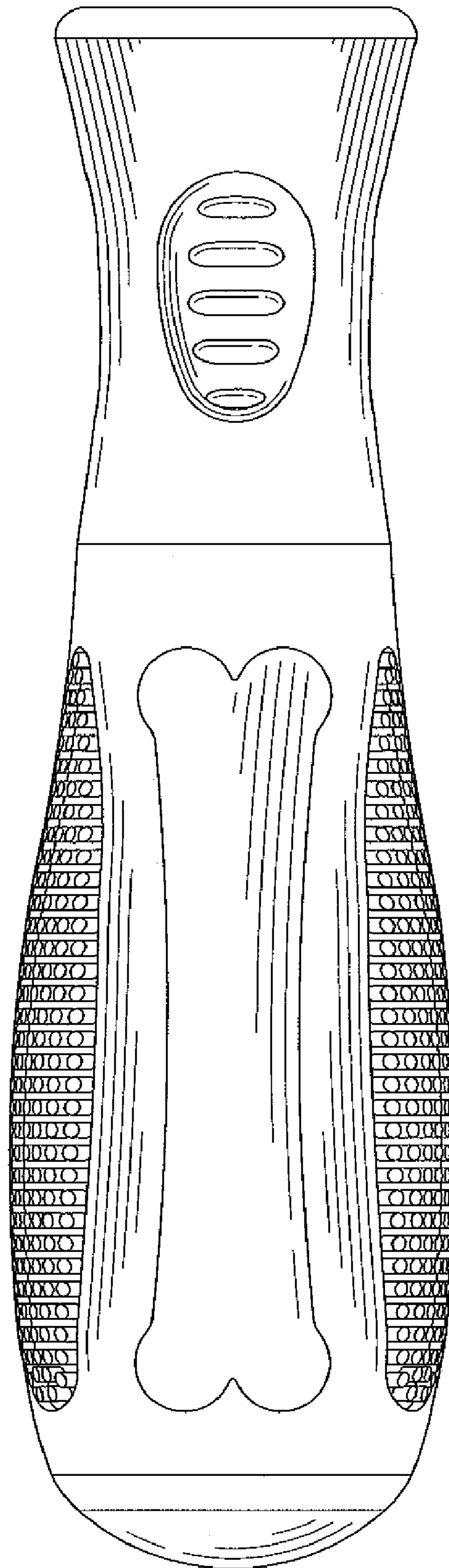


Fig. 4



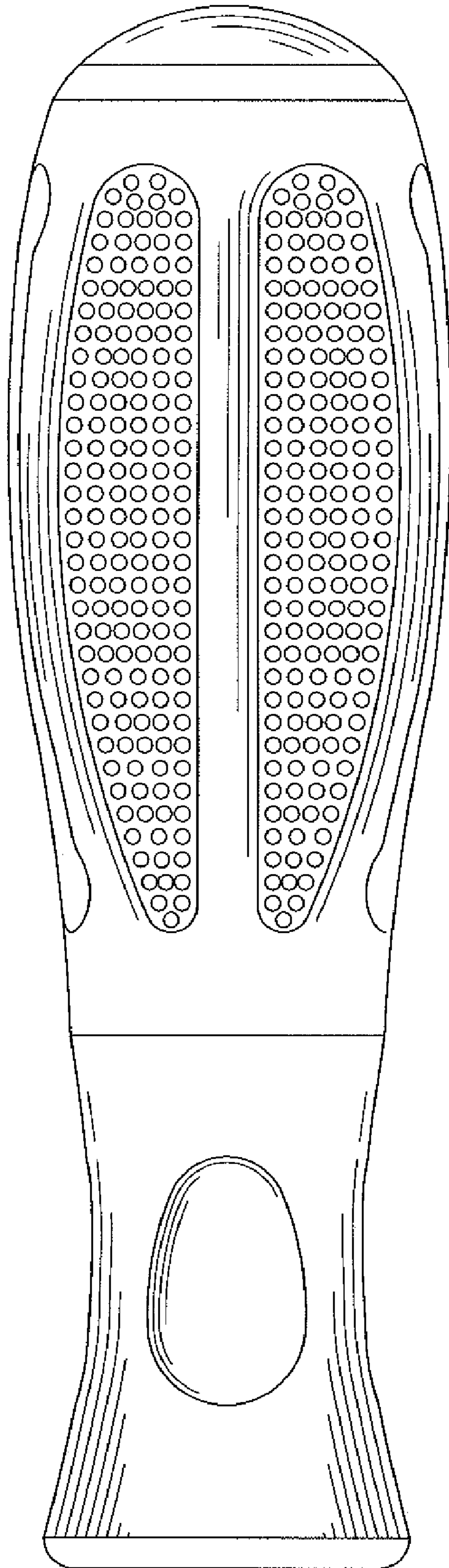


Fig. 5