



US00D576457S

(12) **United States Design Patent**
Chen

(10) **Patent No.:** **US D576,457 S**
(45) **Date of Patent:** **** Sep. 9, 2008**

(54) **BODY OF THE WRENCH**

(76) Inventor: **Chia-Yu Chen**, No. 9, Hou Chuang 7
Street, Hou Chuang Li, Peitum District,
Taichung (TW)

(**) Term: **14 Years**

(21) Appl. No.: **29/305,640**

(22) Filed: **Mar. 25, 2008**

(51) **LOC (8) Cl.** **08-05**

(52) **U.S. Cl.** **D8/27**

(58) **Field of Classification Search** D8/17,
D8/21-29, 52, 55, 81-87, 102-107, 98, 99,
D8/93, 94; 81/119, 121.1, 86, 124.2, 125,
81/125.1, 176.1, 176.2, 177.1, 177.2, 177.85,
81/124.3, 124.7, 176.3, 179, 160, 3.57, 3.55,
81/186, 58.3, 300, 58.1, 60-63.2, 165-170,
81/110.1, 124.6, 176.15, 177.3, 58.4, 121.7,
81/436, 437, 418, 177.8, 177.9, 185.1, 3.4,
81/177.4, 492, 57, 58, 13, 177.7, 490, 415-423,
81/427.5; 140/119; 16/422, 186, 429

See application file for complete search history.

(56) **References Cited**

U.S. PATENT DOCUMENTS

D446,706 S * 8/2001 Kalomeris et al. D8/83
D465,987 S * 11/2002 Lin D8/107
D482,259 S * 11/2003 Chen D8/107
D526,865 S * 8/2006 Liao D8/25
D531,480 S * 11/2006 Tsai D8/107

D533,428 S * 12/2006 Tsai D8/107
D534,411 S * 1/2007 Kuo D8/107
D554,967 S * 11/2007 Lin D8/107
D566,497 S * 4/2008 Wang D8/25

* cited by examiner

Primary Examiner—Raphael Barkai

Assistant Examiner—Randall H Gholson

(74) *Attorney, Agent, or Firm*—Ming Chow; Sinorica, LLC

(57) **CLAIM**

I claim the ornamental design for the body of the wrench, as shown and described.

DESCRIPTION

FIG. 1 is a front perspective view of the body of the wrench showing my new design;

FIG. 2 is a front elevational view thereof;

FIG. 3 is a rear elevational view thereof;

FIG. 4 is a left side elevational view thereof;

FIG. 5 is a right side elevational view thereof;

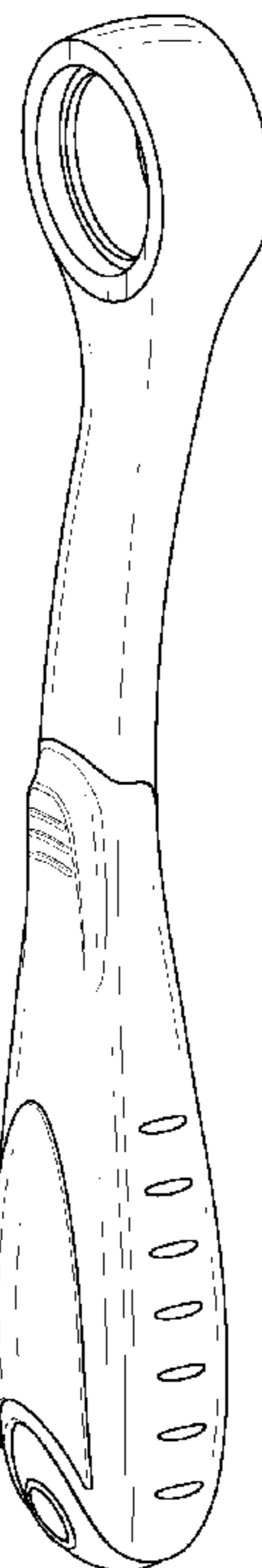
FIG. 6 is a top plan view thereof;

FIG. 7 is a bottom plan view thereof; and,

FIG. 8 is a second front perspective view of the body of the wrench with environmental features shown in broken lines.

The broken lines shown in FIG. 8 are included for the purpose of illustrating environment and form no part of the claimed design.

1 Claim, 5 Drawing Sheets



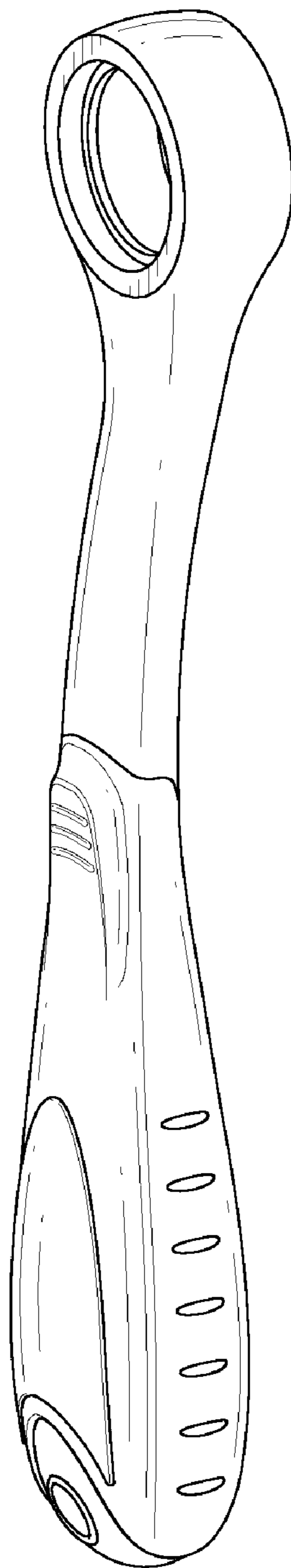


FIG. 1

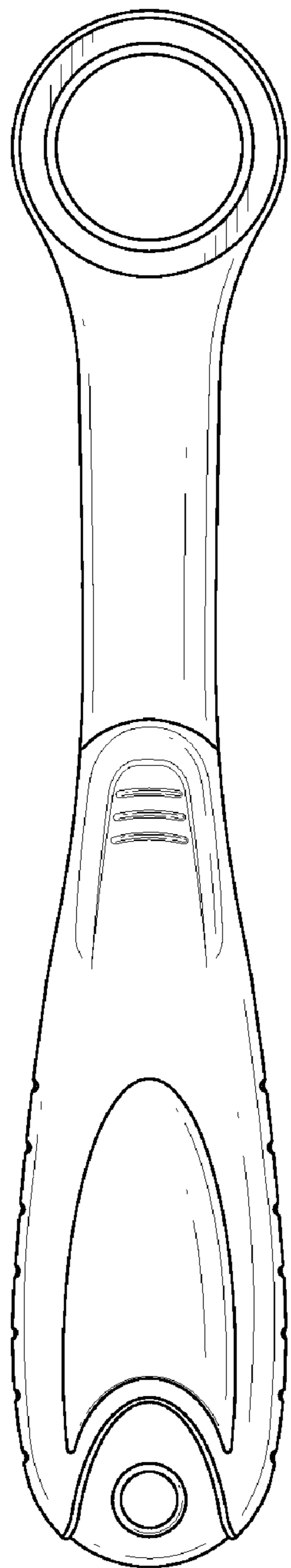


FIG. 2

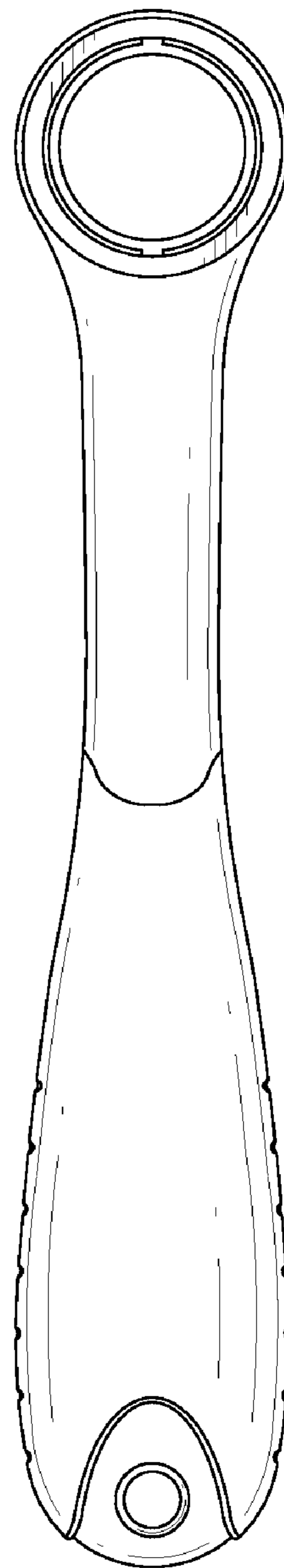


FIG. 3

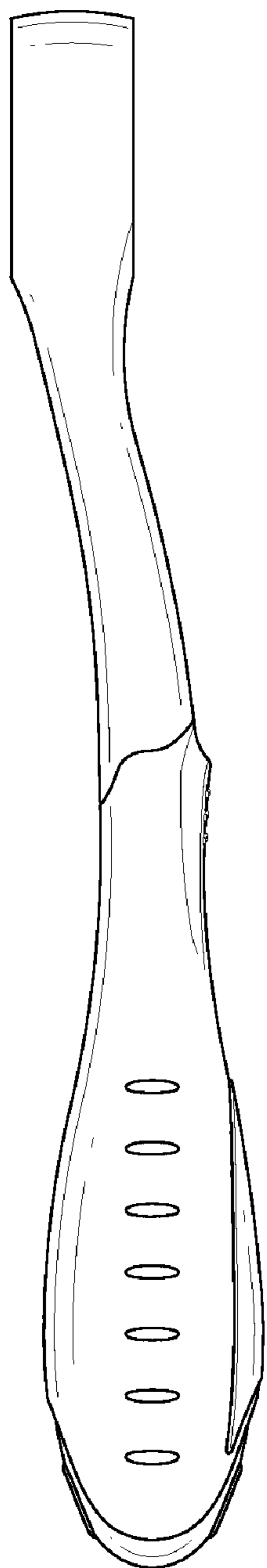


FIG. 4

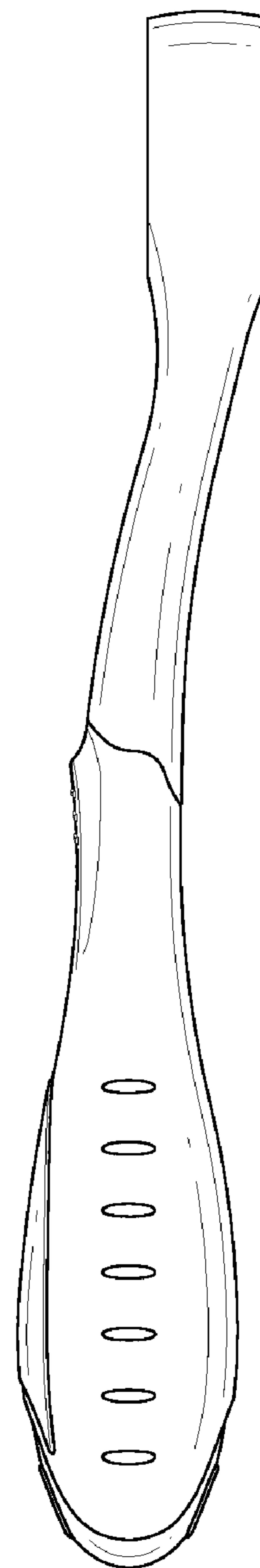


FIG. 5

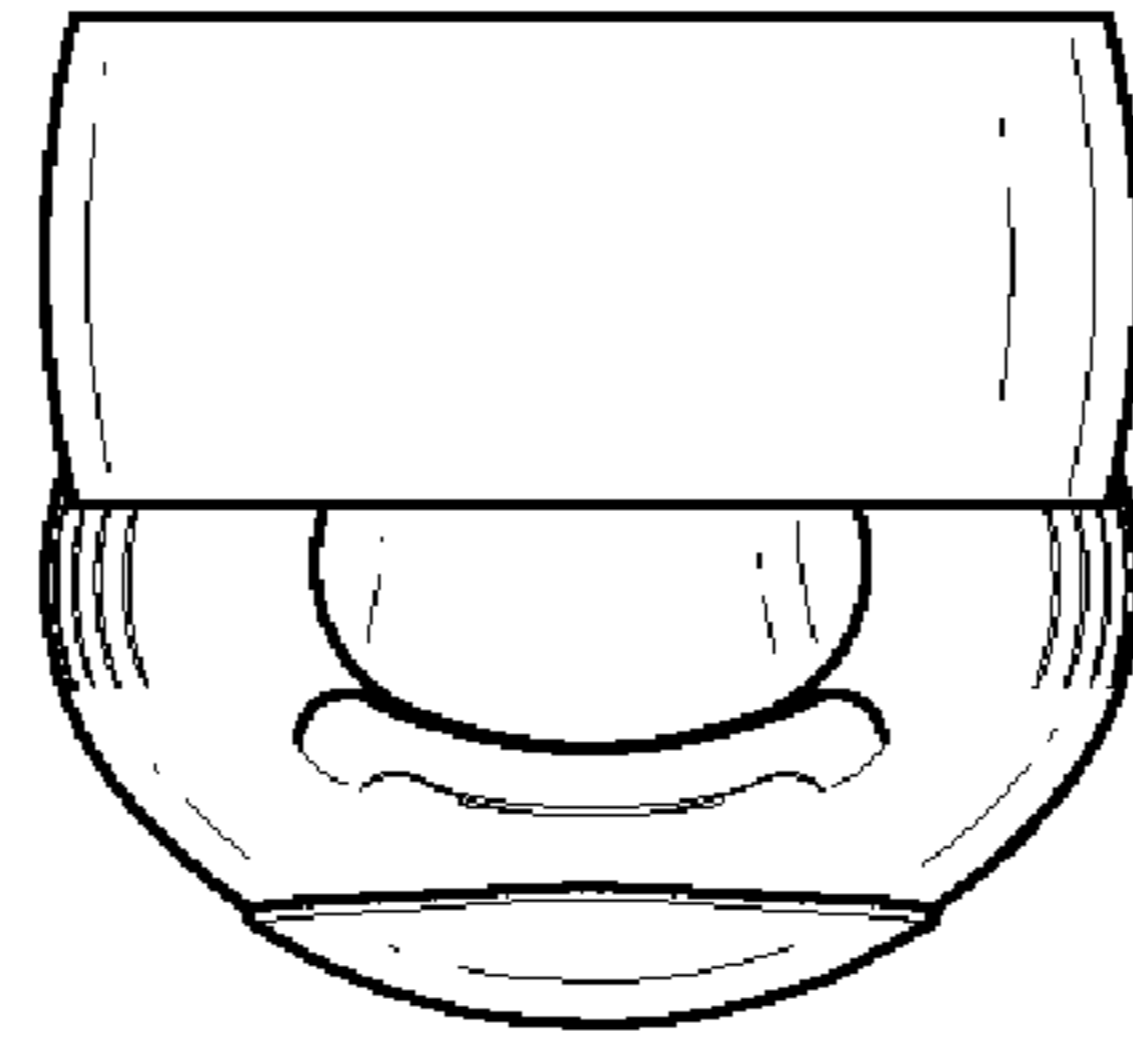


FIG. 6

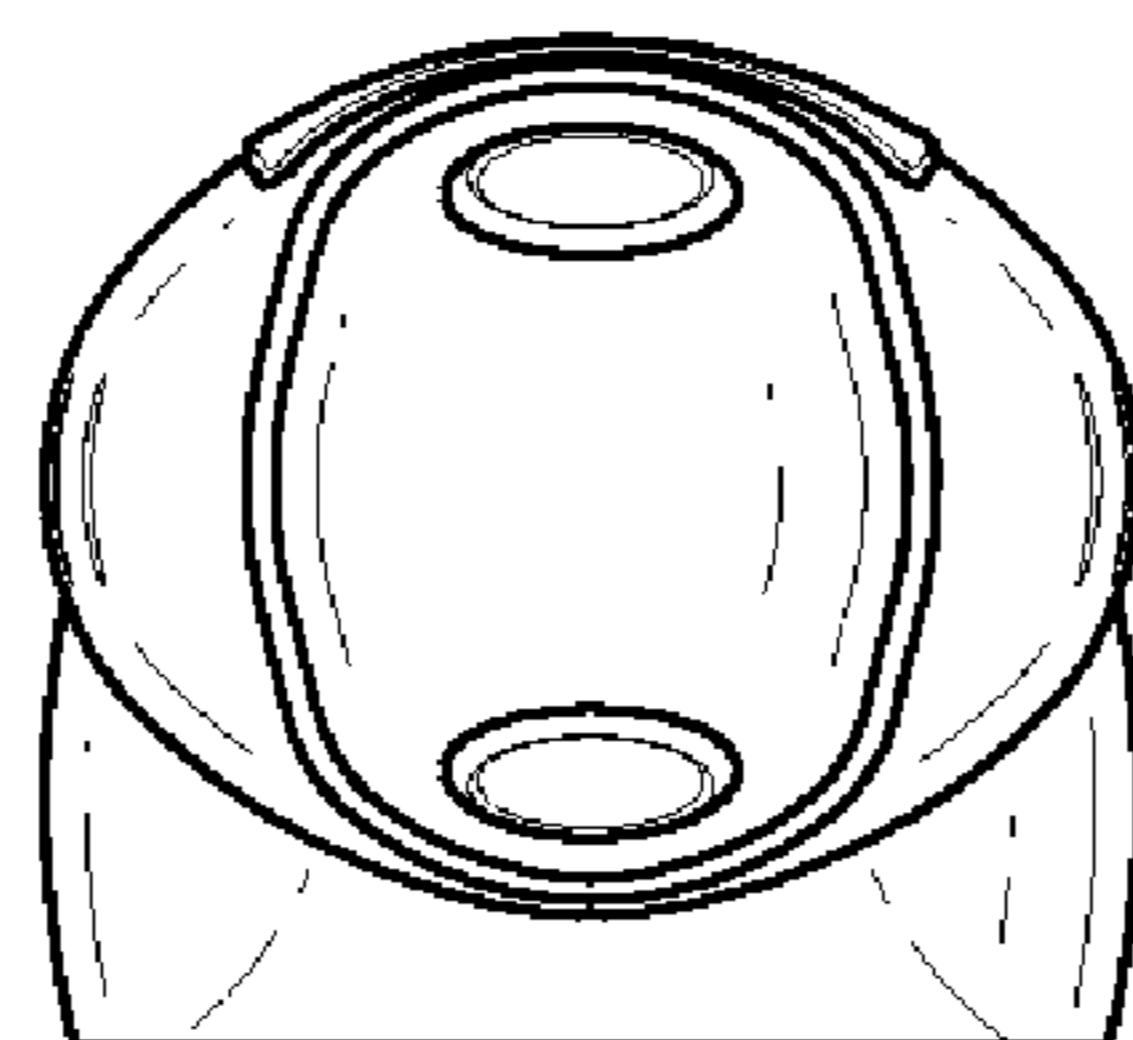


FIG. 7

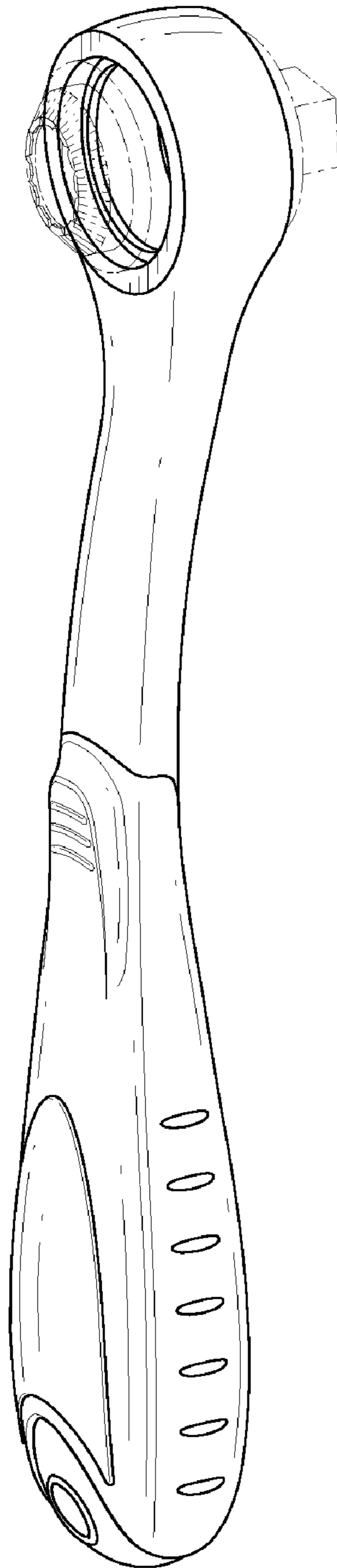


FIG. 8