



US00D576453S

(12) **United States Design Patent**
Kavanaugh

(10) **Patent No.:** **US D576,453 S**

(45) **Date of Patent:** **** Sep. 9, 2008**

(54) **COMBINED SALT AND PEPPER GRINDER**

(75) Inventor: **Susan R. Kavanaugh**, Florence, AL
(US)

(73) Assignee: **Robbins Industries, Inc.**, Florence, AL
(US)

(**) Term: **14 Years**

(21) Appl. No.: **29/294,134**

(22) Filed: **Dec. 20, 2007**

(51) **LOC (8) Cl.** **07-04**

(52) **U.S. Cl.** **D7/679**

(58) **Field of Classification Search** D7/590-598,
D7/679, 372, 373; 241/168, 169, 169.1,
241/169.2, 273.1-372.4, 286

See application file for complete search history.

(56) **References Cited**

U.S. PATENT DOCUMENTS

- 4,697,749 A * 10/1987 Holcomb et al. 241/169
- D392,517 S * 3/1998 Holcomb et al. D7/679
- D448,257 S 9/2001 Stewart et al.
- D452,997 S * 1/2002 Holcomb et al. D7/679

- D453,096 S 1/2002 Stewart et al.
- D464,852 S * 10/2002 Tang D7/679
- 6,568,616 B1 * 5/2003 Tang 241/168
- 6,672,524 B1 1/2004 Holcomb et al.
- D531,861 S 11/2006 Jossem et al.
- D542,605 S 5/2007 Germany et al.

* cited by examiner

Primary Examiner—Terry A Wallace

(74) *Attorney, Agent, or Firm*—Kramer Levin Naftalis &
Frankel LLP; Gregor N. Neff


(57) **CLAIM**

The ornamental design for a combined salt and pepper grinder, as shown and described.

DESCRIPTION

FIG. 1 is a top plan view;
 FIG. 2 is a front elevation;
 FIG. 3 is a right side elevation view;
 FIG. 4 is a bottom plan view; and,
 FIG. 5 is a left side perspective view.
 All being views of the salt and pepper grinder.

1 Claim, 1 Drawing Sheet



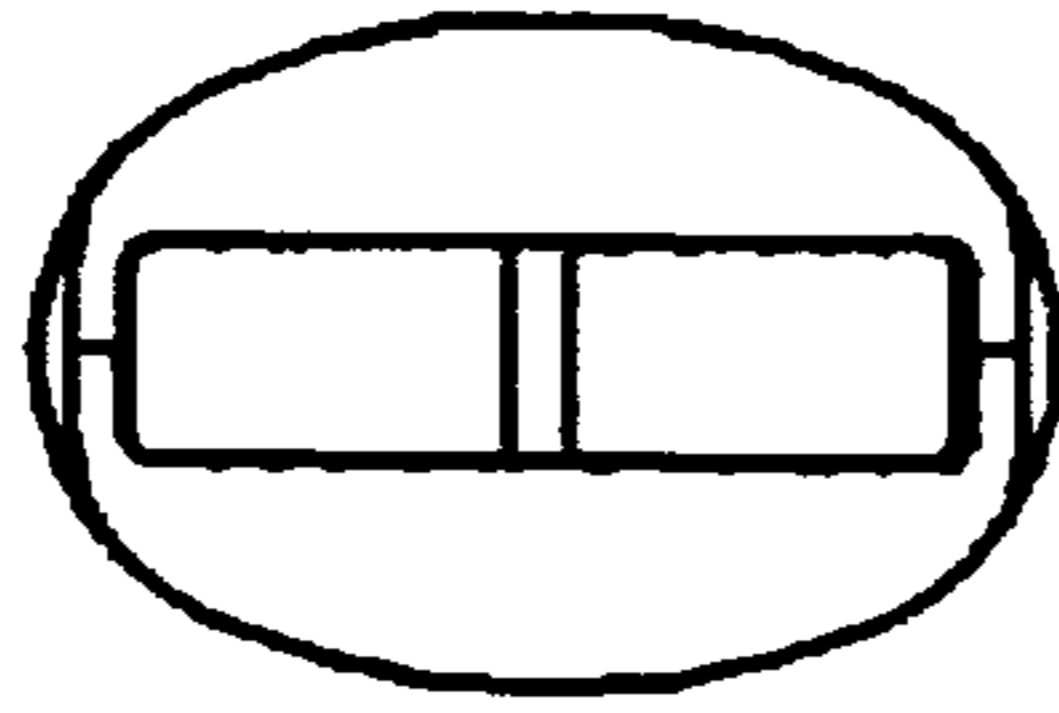


Fig. 1

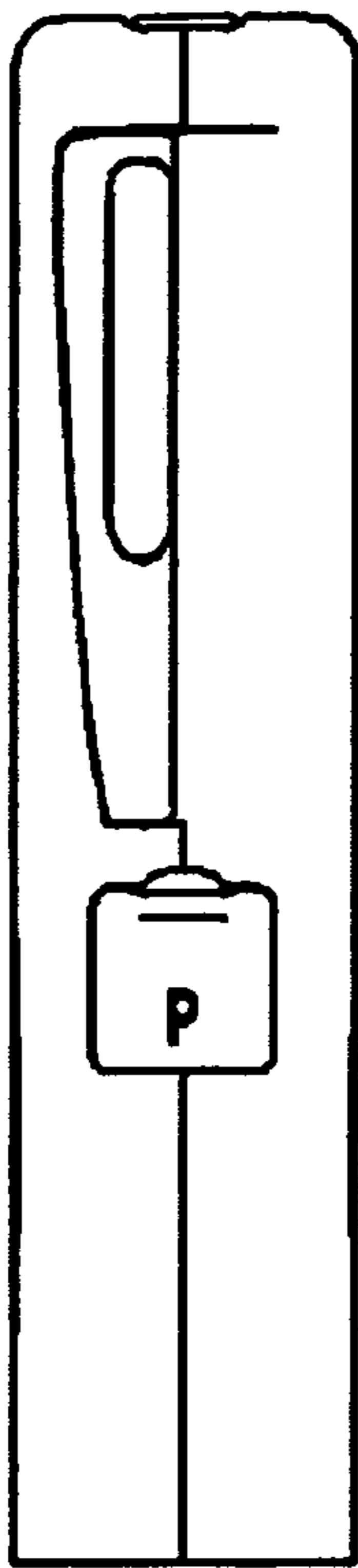


Fig. 2

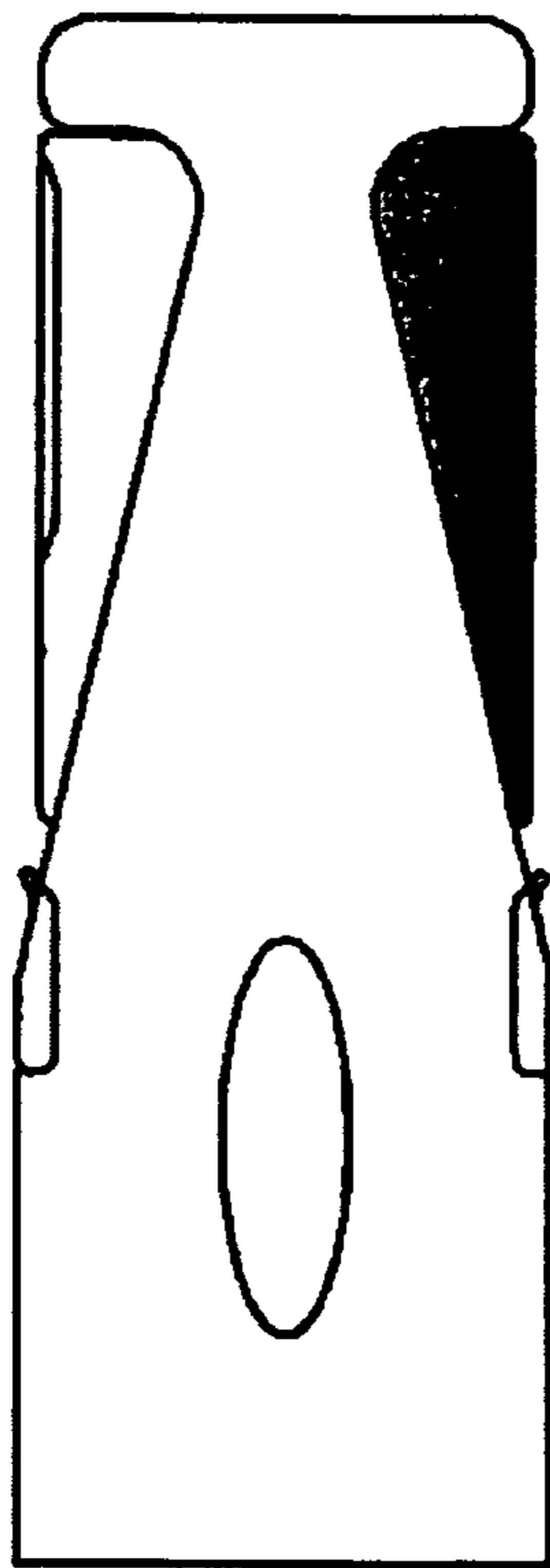


Fig. 3

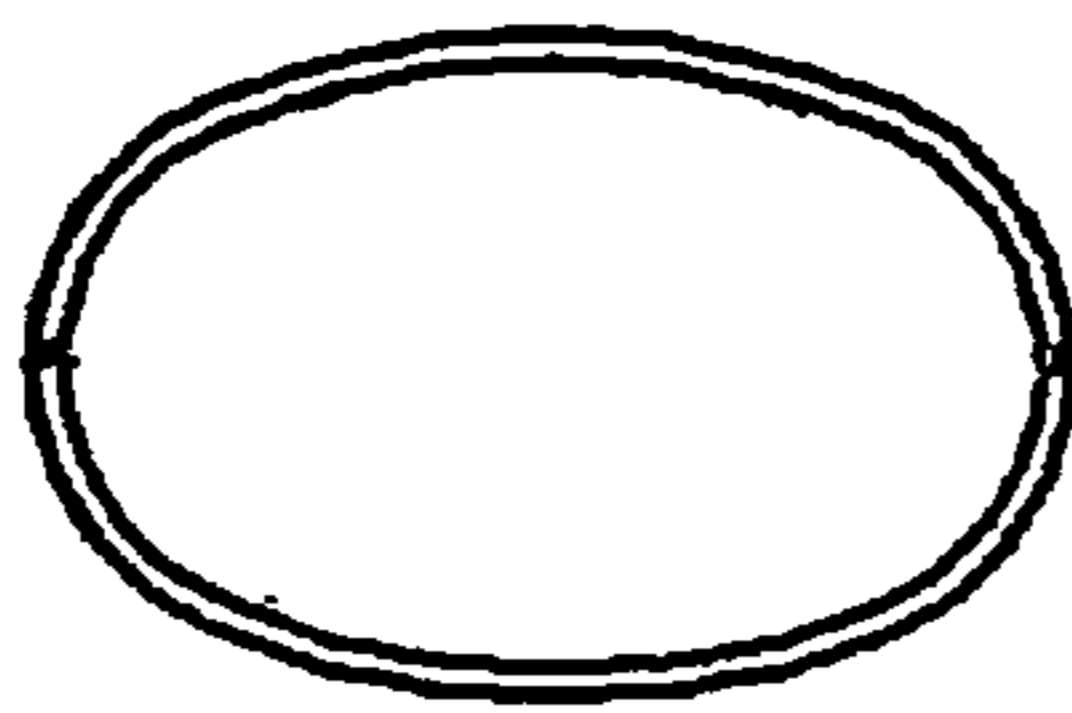


Fig. 4




Fig. 5