



US00D576445S

(12) **United States Design Patent**
Coudurier

(10) **Patent No.:** **US D576,445 S**
(45) **Date of Patent:** **** Sep. 9, 2008**

(54) **KNOB FOR COOKING UTENSIL**
(75) Inventor: **Olivier Coudurier**, Pringy (FR)
(73) Assignee: **Tefal**, Rumilly (FR)
(**) Term: **14 Years**

D446,998 S * 8/2001 Cappadona et al. D7/393
D457,382 S * 5/2002 Coudurier D7/391
D461,993 S * 8/2002 Coudurier D7/393
D476,191 S * 6/2003 Josancy D7/358
D493,060 S * 7/2004 Pippel et al. D7/393
D524,097 S * 7/2006 Magnouloux D7/393

(21) Appl. No.: **29/298,496**
(22) Filed: **Dec. 6, 2007**

* cited by examiner

Primary Examiner—Holly H. Baynham
Assistant Examiner—Cynthia M Chin
(74) *Attorney, Agent, or Firm*—Young & Thompson

(30) **Foreign Application Priority Data**
Jun. 8, 2007 (FR) 07 2667

(57) **CLAIM**

The ornamental design for a knob for cooking utensil, as shown and described.

(51) **LOC (8) Cl.** **07-02**
(52) **U.S. Cl.** **D7/393**
(58) **Field of Classification Search** D7/354-361,
D7/391, 393; D8/300, 301, 307, 310, 312,
D8/319, 320; 220/752; 16/110.1, 410, 417,
16/441, 443
See application file for complete search history.

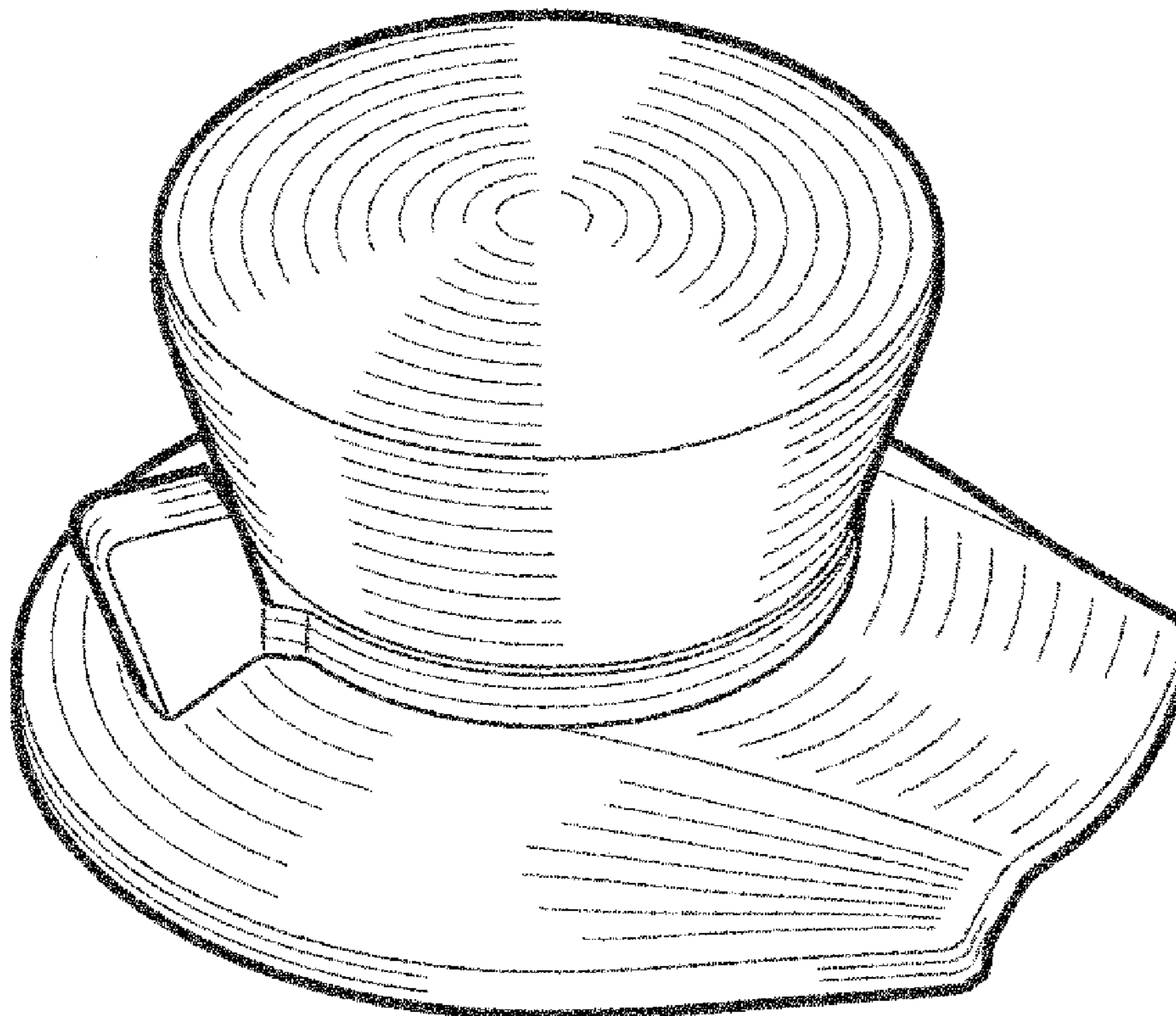
DESCRIPTION

FIG. 1 is a top and side perspective view of a knob for cooking utensil, showing my new design;
FIG. 2 is a front elevational view thereof;
FIG. 3 is a top plan view thereof;
FIG. 4 is a bottom plan view thereof;
FIG. 5 is a view thereof from the left of FIG. 2;
FIG. 6 is a view thereof from the right of FIG. 2; and,
FIG. 7 is a rear elevational view thereof.

(56) **References Cited**
U.S. PATENT DOCUMENTS

D284,444 S * 7/1986 Baumgarten D7/393
D306,960 S * 4/1990 Dricken et al. D7/393
D370,381 S * 6/1996 Roussard D7/358
D414,651 S * 10/1999 Brunianyn D7/391
D446,078 S * 8/2001 Paul et al. D7/393

1 Claim, 7 Drawing Sheets



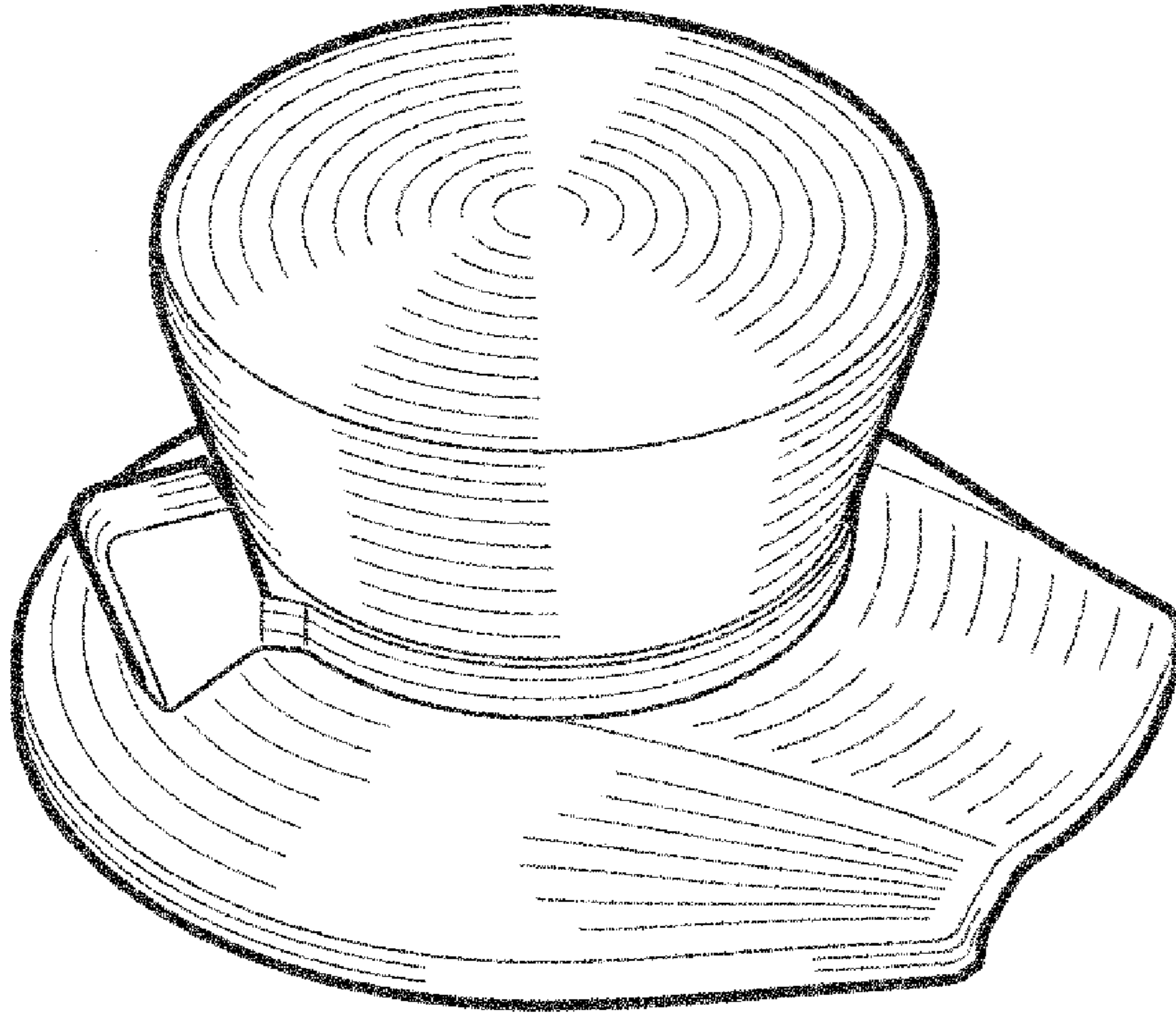


Fig. 1




Fig. 2

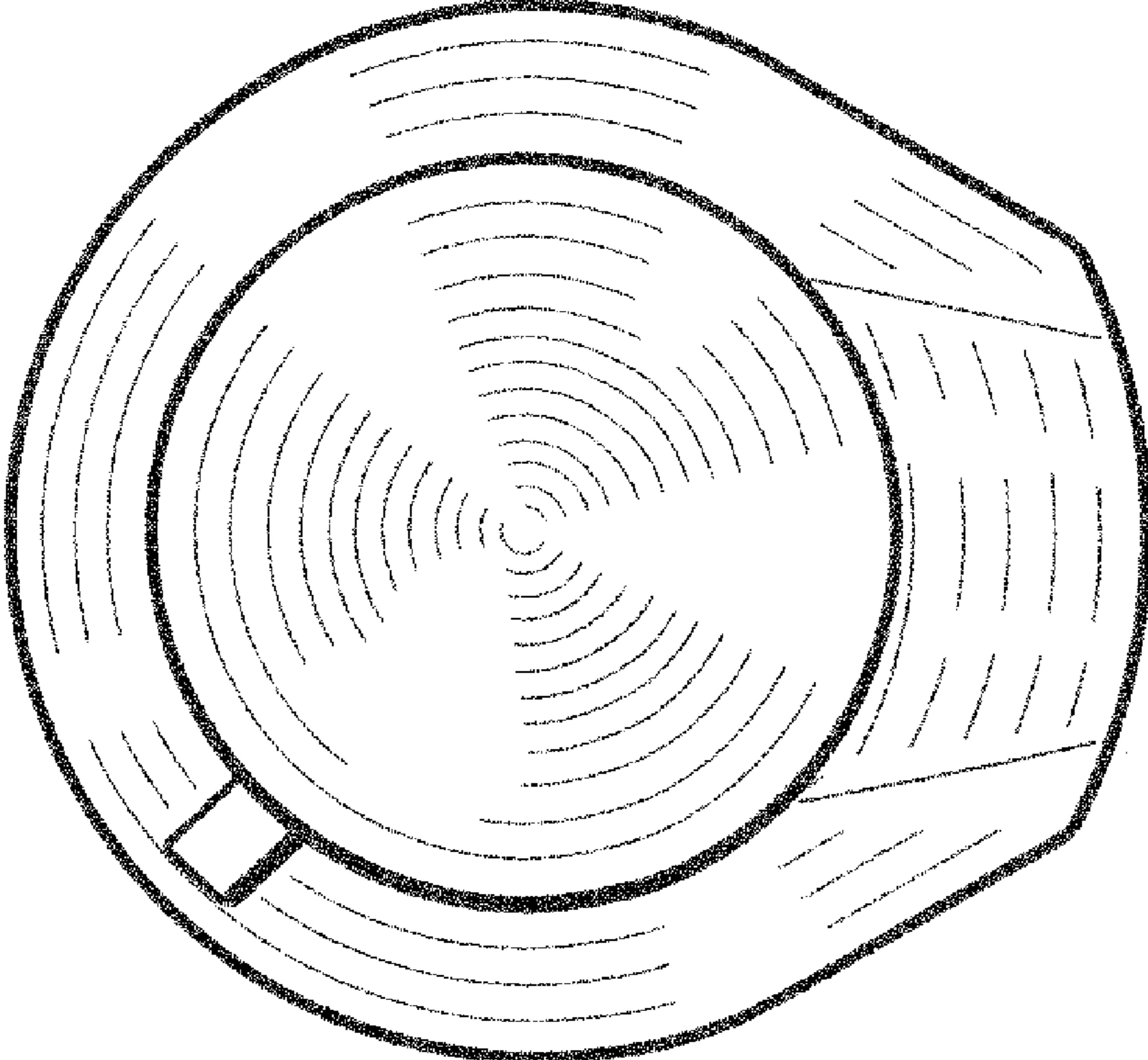


Fig. 3

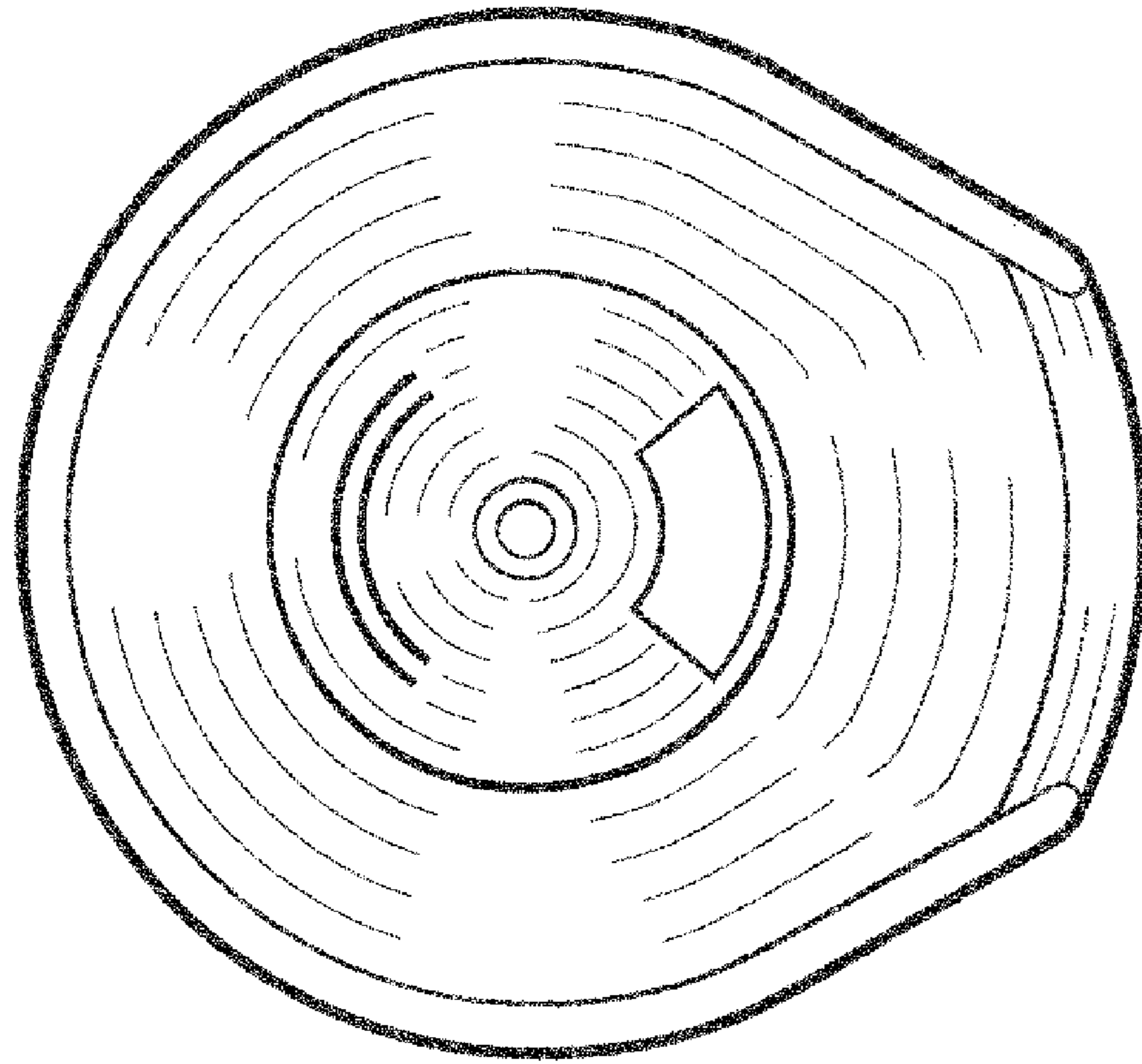


Fig. 4




Fig. 5




Fig. 6




Fig. 7