

US00D576409S

(12) **United States Design Patent**  
**Schmitt**

(10) **Patent No.:** **US D576,409 S**  
(45) **Date of Patent:** **\*\* Sep. 9, 2008**

(54) **ARM CHAIR**  
(75) Inventor: **Jack Schmitt**, San Juan Capistrano, CA  
(US)  
(73) Assignee: **Amini Innovation Corporation**, Pico  
Rivera, CA (US)  
(\*\*) Term: **14 Years**  
(21) Appl. No.: **29/292,402**  
(22) Filed: **Oct. 11, 2007**

D448,944 S 10/2001 McDaniel et al.  
D451,694 S 12/2001 Vaaler  
D452,084 S 12/2001 O'Hare et al.  
D459,906 S \* 7/2002 Stanton ..... D6/379  
D463,154 S 9/2002 Vaaler  
D464,822 S 10/2002 Vaaler  
D466,322 S 12/2002 Tobin, Jr.  
D468,923 S 1/2003 O'Hare  
D468,925 S 1/2003 Vaaler  
D469,266 S 1/2003 Stanton  
D469,267 S 1/2003 Stanton  
D472,724 S 4/2003 Schmitt  
D473,392 S \* 4/2003 Vaaler ..... D6/379  
D479,658 S 9/2003 Warren et al.  
D480,576 S 10/2003 Schmitt

(51) **LOC (8) Cl.** ..... **06-01**  
(52) **U.S. Cl.** ..... **D6/334**  
(58) **Field of Classification Search** ..... D6/334,  
D6/335, 341, 353, 360, 364, 367, 369, 371,  
D6/376, 377, 379-381, 500-502; 297/445.1,  
297/446.1; 5/12.1

See application file for complete search history.

(56) **References Cited**  
U.S. PATENT DOCUMENTS

D39,390 S 6/1908 Killian  
D66,697 S 2/1925 McCargar  
D84,514 S 6/1931 Brown  
D88,663 S 12/1932 McLaurin  
D229,596 S 12/1973 Fisher  
D233,097 S 10/1974 Kashu  
D242,308 S 11/1976 Adkinon  
D327,989 S 7/1992 Hilton  
D351,511 S 10/1994 Ferguson  
D364,046 S 11/1995 Keller  
D369,919 S 5/1996 Lenger  
D383,617 S 9/1997 Estape et al.  
D384,826 S 10/1997 Hutton  
D410,803 S 6/1999 Kreiss  
D430,418 S 9/2000 O'Hare  
D441,558 S 5/2001 Vaaler  
D441,975 S 5/2001 McDaniel et al.  
D445,583 S 7/2001 O'Hare et al.  
D445,584 S 7/2001 O'Hare et al.  
D446,956 S 8/2001 Black  
D448,943 S 10/2001 McDaniel et al.

(Continued)

**OTHER PUBLICATIONS**

Smith & Watson, Chairs D-340 and D-316, The Chair Collection, p. 12.

(Continued)

*Primary Examiner*—Sandra Snapp  
(74) *Attorney, Agent, or Firm*—Cislo & Thomas, LLP


(57) **CLAIM**

I claim the ornamental design for an arm chair, as shown and described.

**DESCRIPTION**

FIG. 1 is a perspective view my arm chair;  
FIG. 2 is a front view thereof;  
FIG. 3 is a left side view thereof;  
FIG. 4 is a right side view thereof;  
FIG. 5 is a rear view thereof;  
FIG. 6 is a top view thereof; and,  
FIG. 7 is a close-up side view of a front leg of my arm chair.  
The broken lines are for environmental purposes only and form no part of the claimed design.

**1 Claim, 7 Drawing Sheets**



U.S. PATENT DOCUMENTS

D481,881 S 11/2003 McDaniel et al.  
D486,005 S 2/2004 Risdon  
D487,991 S 4/2004 O'Hare  
D489,913 S 5/2004 Wanek et al.  
D492,497 S \* 7/2004 Domack ..... D6/379  
D492,853 S 7/2004 Schmitt  
D503,293 S 3/2005 Schmitt  
D509,673 S 9/2005 Schmitt  
D511,903 S \* 11/2005 Schmitt ..... D6/379  
D514,839 S 2/2006 Schmitt  
D516,332 S 3/2006 Schmitt  
D516,333 S 3/2006 Schmitt  
D516,334 S 3/2006 Schmitt  
D516,335 S 3/2006 Schmitt  
D520,259 S 5/2006 Schmitt  
D536,183 S 2/2007 Schmitt

OTHER PUBLICATIONS

Ethan Allen Circular, Legacy Collection, p. 5, 1996.  
Thomasville, Palais Jardin, p. 12, 2002.

Furniture Today, p. 158, Oct. 19, 1998.  
Furniture Today AICO, p. 15, Oct. 16, 2000.  
Amini Innovation Corp. Monte Carlo Collection, #53000 Series, 2001, 1 page.  
Amini Innovation Corp. La Francaise Collection, #50000 Series, Sep. 11, 2002, 2 pages.  
Amini Innovation Corp. Vallagio Chair, Oct. 16, 2002, 1 page.  
Amini Innovation Corp. Excelsior Chair, Feb. 14, 2004, 1 page.  
Amini Innovation Corp. Tuscano Chair, Feb. 14, 2004, 1 page.  
Furniture Today, Pulaski chair, p. 33, Apr. 15, 2002.  
Amini Innovation Corp. Torino Collection, #56000 Series, Apr. 18, 2002, 1 page.  
Victorian Furniture Corporation Gentleman's Chair No. 16, Mar. 23, 1973, 1 page.  
Chair #D-248, p. 89, Smith & Watson, The Chair Collection, Edition 1, 1 page.  
Amini Innovation Corp. Trevi Collection, Sep. 20, 2004, 2 pages.

\* cited by examiner




FIG. 1




FIG. 2

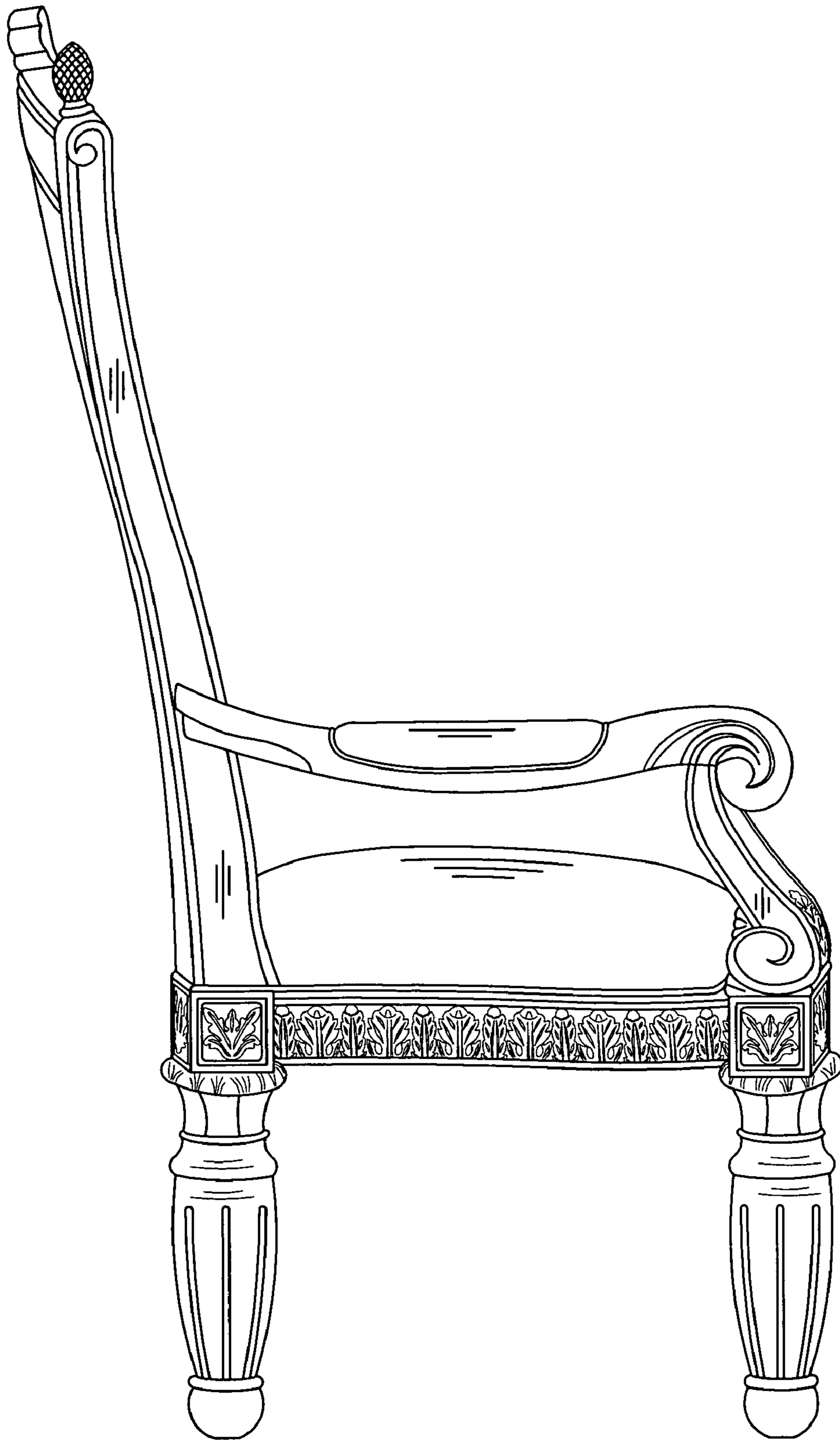


FIG. 3




FIG. 4




FIG. 5

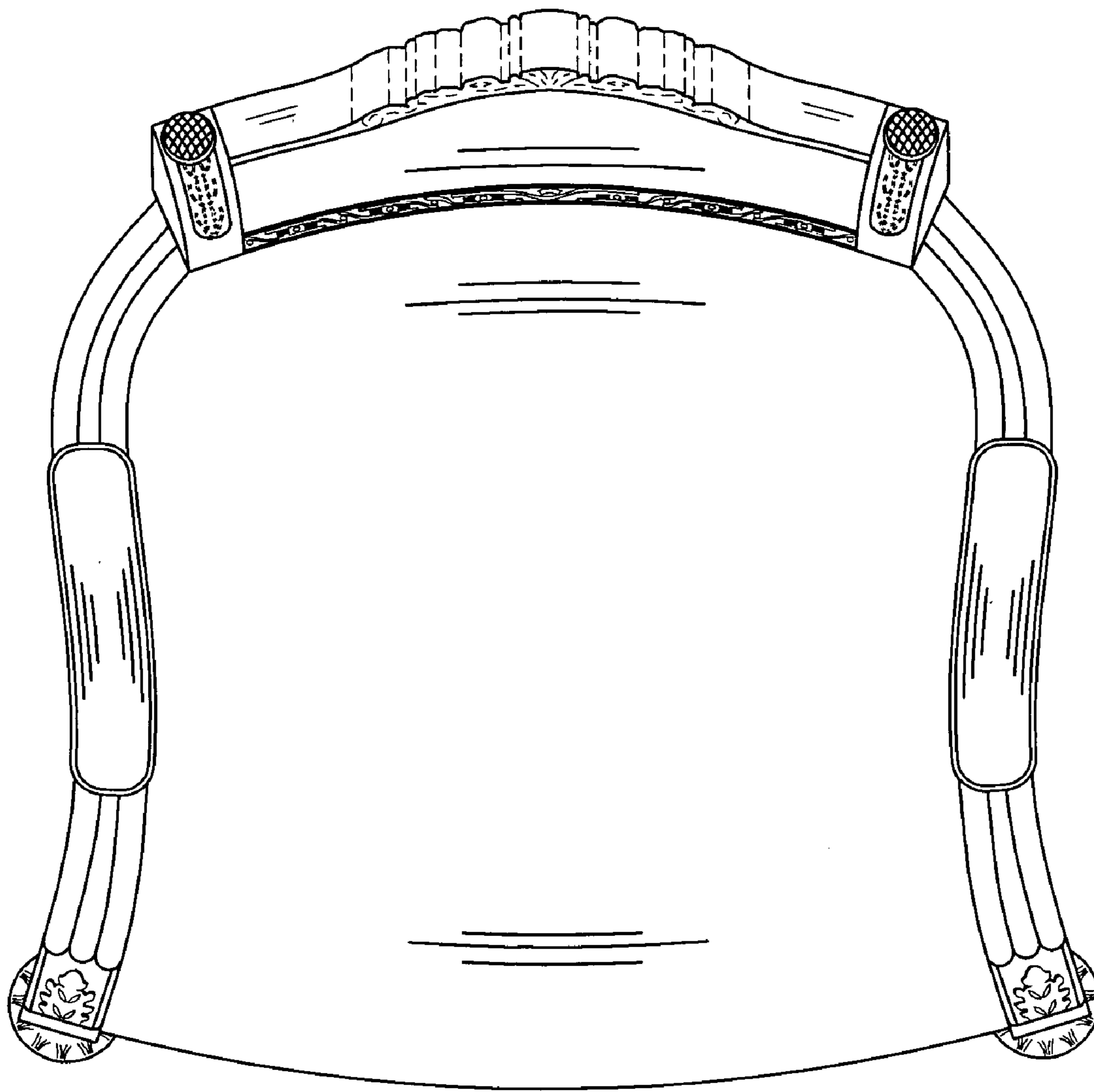


FIG. 6






FIG. 7