



US00D576408S

(12) **United States Design Patent**
Forshpan

(10) **Patent No.:** **US D576,408 S**

(45) **Date of Patent:** **** Sep. 9, 2008**

(54) **PORTABLE INFANT FEEDING AND SLEEPING UNIT**

(75) Inventor: **Sharon Forshpan**, Malibu, CA (US)

(73) Assignee: **Arm's Reach Concepts, Inc.**, Malibu, CA (US)

(**) Term: **14 Years**

(21) Appl. No.: **29/284,406**

(22) Filed: **Sep. 7, 2007**

(51) **LOC (8) Cl.** **06-01**

(52) **U.S. Cl.** **D6/333**

(58) **Field of Classification Search** D6/333,
D6/335, 339, 491, 499-502; D12/129; D21/412,
D21/416, 419; 280/30, 31; 5/93.1, 93.2,
5/94, 98.1, 99.1, 101, 102, 655; 297/183.1,
297/183.2, 183.3, 183.4, 184.14, 184.15,
297/250.1, 255, 256.15, 256.16

See application file for complete search history.

(56) **References Cited**

U.S. PATENT DOCUMENTS

2,197,333	A *	4/1940	Bianchi	5/93.1
2,235,293	A *	3/1941	Mellon	5/93.1
2,752,614	A *	7/1956	Hayward	5/93.1
D272,015	S *	1/1984	Black	D3/213
4,571,760	A *	2/1986	Kassai	5/99.1
D342,164	S *	12/1993	Dalman	D6/333
D351,756	S *	10/1994	Miller et al.	D6/611
D382,725	S *	8/1997	Hahn	D6/390
D400,703	S *	11/1998	Cabagnero	D3/213

D415,919	S *	11/1999	Porter	D6/596
6,354,475	B1 *	3/2002	Grace et al.	224/158
D463,921	S *	10/2002	Shillam	D6/390
6,526,607	B2 *	3/2003	Shillam et al.	5/93.1
D506,322	S *	6/2005	Owen	D6/333
D525,804	S *	8/2006	Schwartz	D6/393
D548,479	S *	8/2007	Clark	D6/382
D555,917	S *	11/2007	Erli et al.	D6/333

* cited by examiner

Primary Examiner—Sandra Snapp

(74) *Attorney, Agent, or Firm*—Gibbons P.C.

(57) **CLAIM**

The ornamental design for a portable infant feeding and sleeping unit, as shown and described.

DESCRIPTION

FIG. 1 is a perspective view of the portable infant feeding and sleeping unit;

FIG. 2 is a right side view of a portable infant feeding and sleeping unit in accordance with the invention, the left side view being a mirror image of the right side view;

FIG. 3 is a front view of a portable infant feeding and sleeping unit in accordance with the invention, the rear view being a mirror image of the front view;

FIG. 4 is a top plan view of the portable infant feeding and sleeping unit; and,

FIG. 5 is a bottom plan view of the portable infant feeding and sleeping unit.

1 Claim, 5 Drawing Sheets

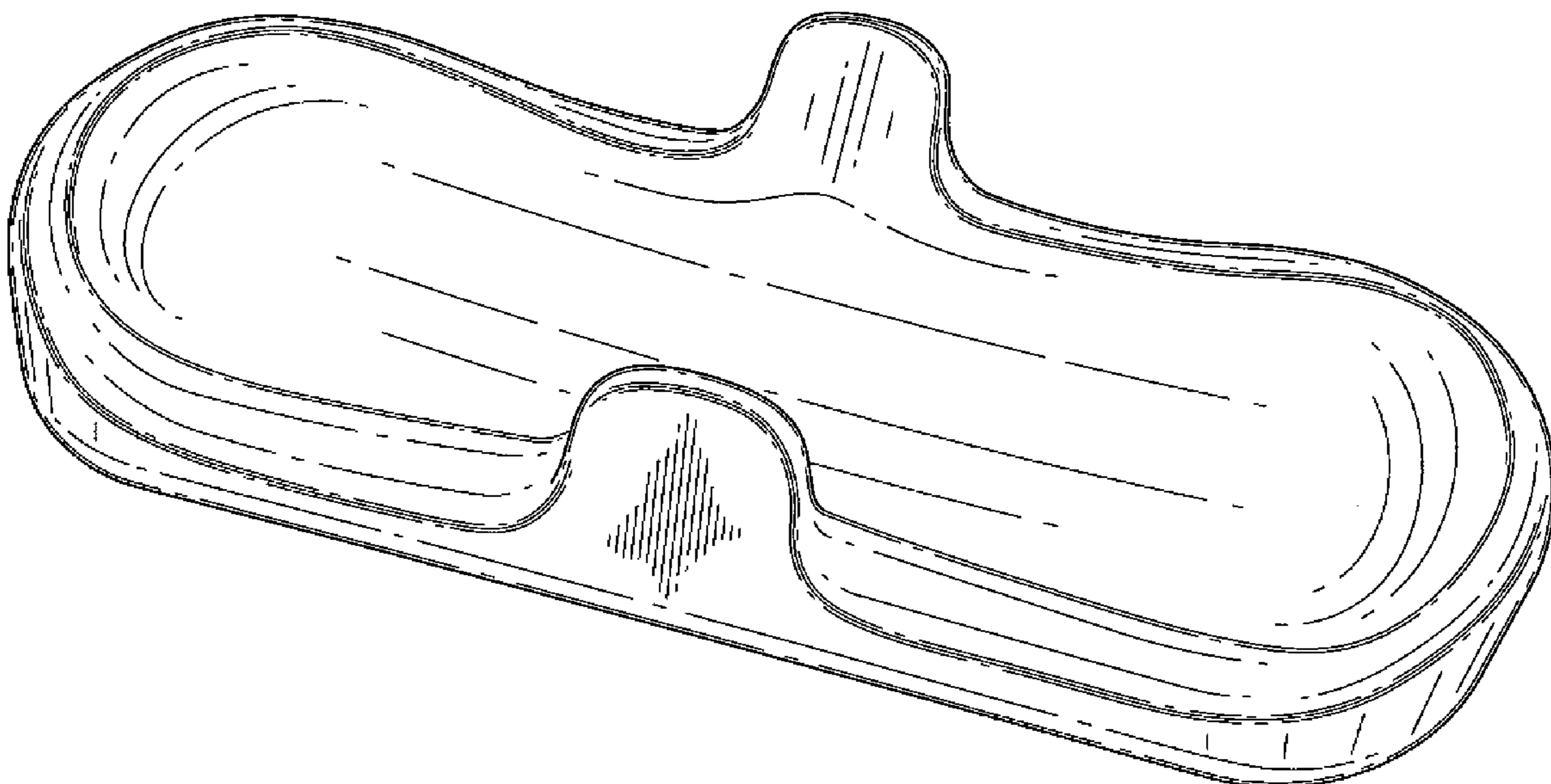


FIG. 1

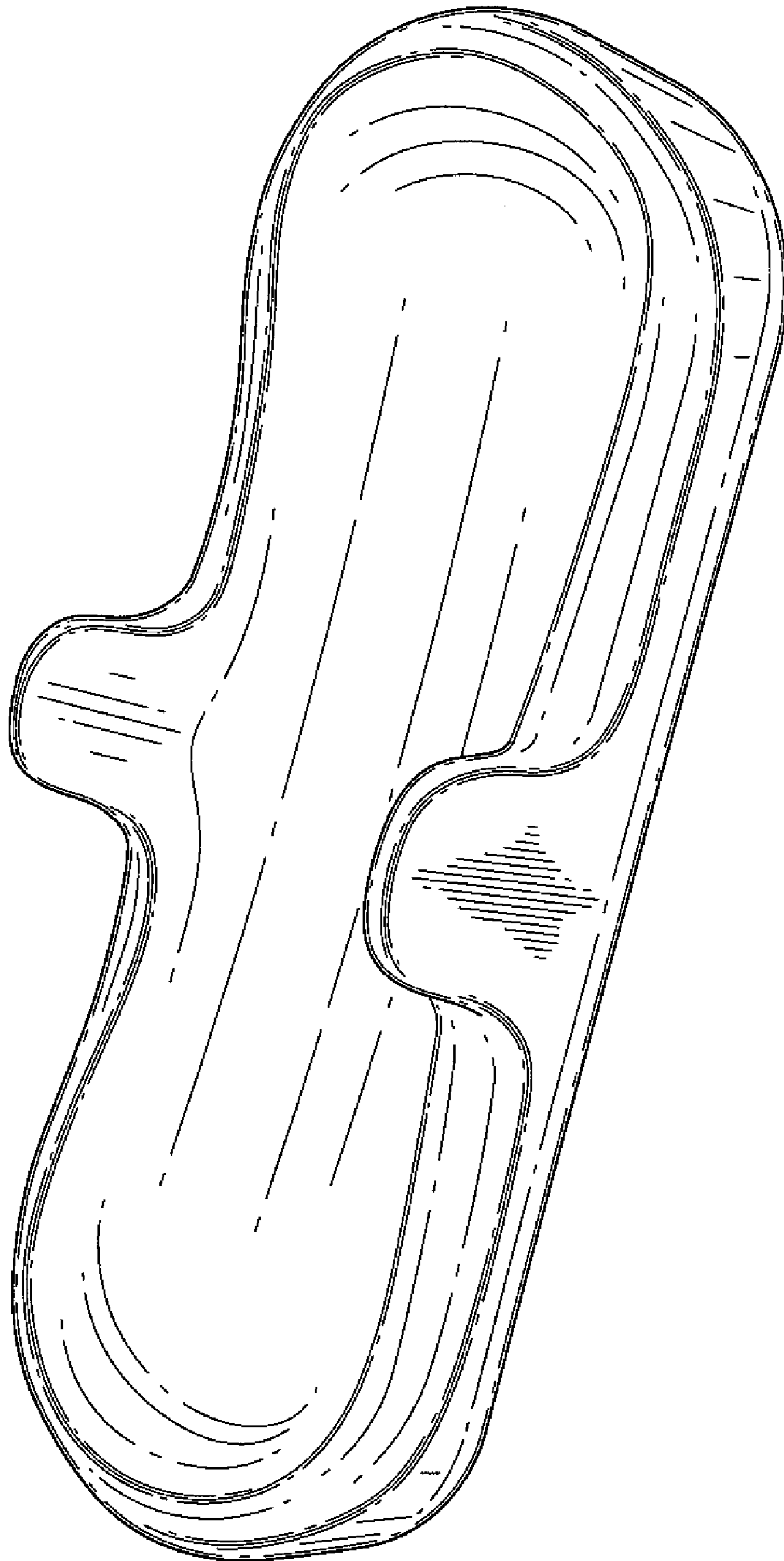


FIG. 2

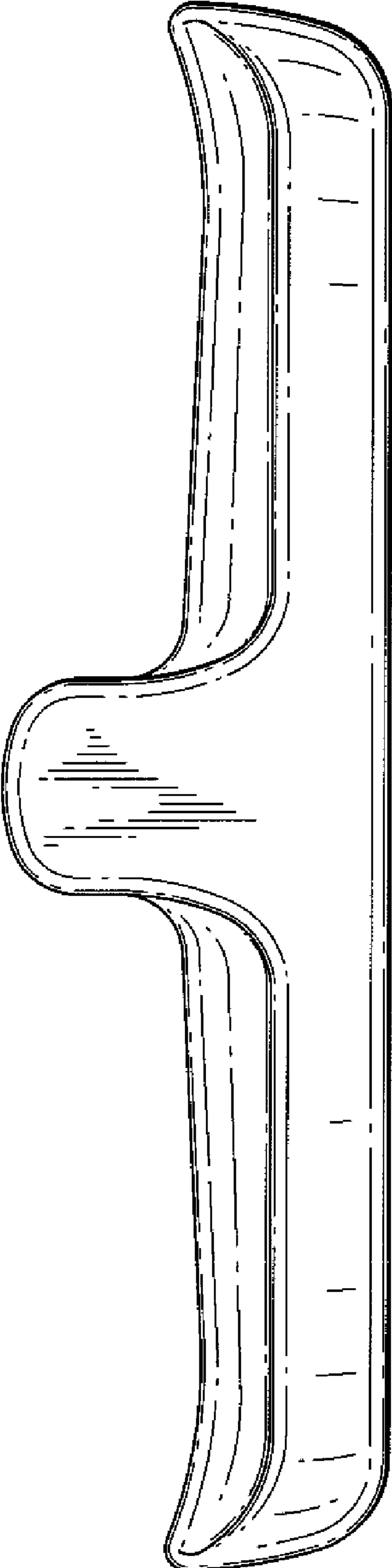


FIG. 3



FIG. 4

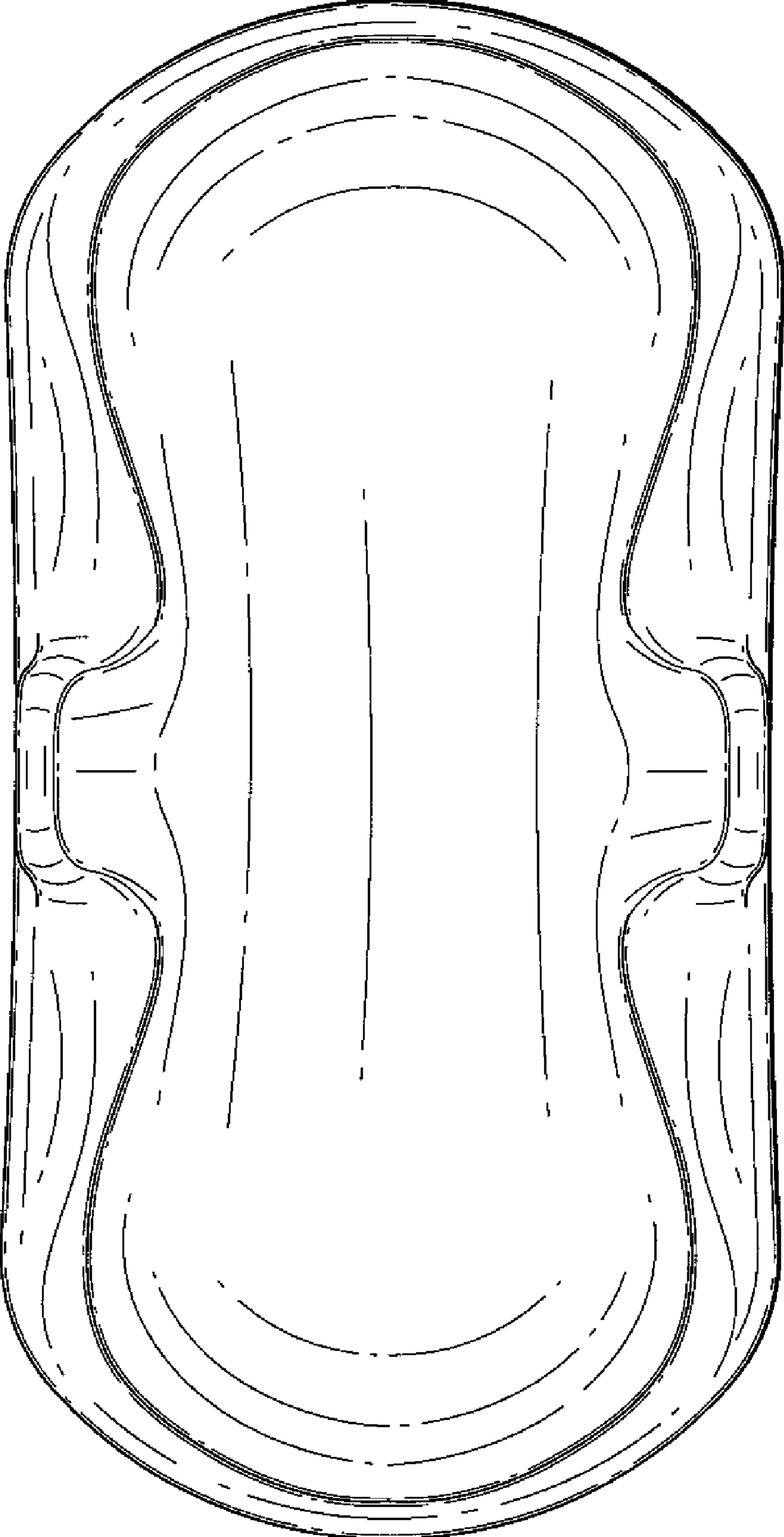


FIG. 5

