



US00D576395S

(12) **United States Design Patent**
Earle

(10) **Patent No.:** **US D576,395 S**

(45) **Date of Patent:** **** Sep. 9, 2008**

(54) **FOOTWEAR OUTSOLE**

(75) **Inventor:** **John Earle**, Lake Oswego, OR (US)

(73) **Assignee:** **Deckers Outdoor Corporation**, Goleta, CA (US)

(**) **Term:** **14 Years**

(21) **Appl. No.:** **29/293,225**

(22) **Filed:** **Nov. 9, 2007**

(51) **LOC (8) Cl.** **02-04**

(52) **U.S. Cl.** **D2/957; D2/951; D2/953;**
D2/959

(58) **Field of Classification Search** D2/902,
D2/906, 908, 947, 951-960; D5/1, 47, 61;
36/3 B, 22 R, 24.5, 25 R, 28, 32 R, 67 A,
36/59 C, 103

See application file for complete search history.

(56) **References Cited**

U.S. PATENT DOCUMENTS

2,722,756 A *	11/1955	Ecclesine	36/59 C
D324,764 S *	3/1992	Allen	D2/959
D433,790 S *	11/2000	Oliver	D2/957
D435,333 S *	12/2000	Robbins et al.	D2/957
D499,536 S *	12/2004	Castleberry	D2/960
D501,708 S *	2/2005	Andrews-Kramer	D2/960
D504,205 S *	4/2005	Andrews-Kramer	D2/960
D515,793 S *	2/2006	Huard	D2/957
D530,492 S *	10/2006	McClaskie	D2/957
D548,935 S *	8/2007	McClaskie	D2/957
D549,431 S *	8/2007	McClaskie	D2/954
D551,834 S *	10/2007	Favreau et al.	D2/957

OTHER PUBLICATIONS

- UGG Australia, Fall '98 Regional Ad Slicks, Outsoles, pp. 1 and 2.
- UGG Australia, Fall/Winter 1999, Kids Ultra, p. 6.
- UGG Australia, Fall/Winter 1999, Birch Boot, p. 10.
- UGG Australia, Fall/Winter 1999, Fluff Momma, p. 14.
- UGG Australia, Fall/Winter 1999, Clugg, p. 16.
- UGG Australia, Adirondack Collection Outsole, Winter 2000, p. 12.
- UGG Australia, Winter 2002 Collection, Aspen Outsole, p. 21.
- UGG Australia, Fall/Winter 2003, Cambridge Outsole.

* cited by examiner

Primary Examiner—Celia A Murphy

(74) *Attorney, Agent, or Firm*—Greer, Burns & Crain, Ltd.

(57) **CLAIM**

The ornamental design for a footwear outsole, as shown and described.

DESCRIPTION

FIG. 1 is a perspective view of a footwear outsole showing my new design;

FIG. 2 is a left side elevational view thereof;

FIG. 3 is a right side elevational view thereof;

FIG. 4 is a front elevational view thereof;


FIG. 5 is a rear elevational view thereof;

FIG. 6 is a top plan view thereof; and,

FIG. 7 is a bottom plan view thereof.

The broken lines immediately adjacent to the claimed subject matter throughout the views, form the boundaries of the design. The broken-line circle in FIGS. 1 & 7 defines the interior boundary of the design. None of the broken lines or the areas within them form any part of the claim.

1 Claim, 5 Drawing Sheets



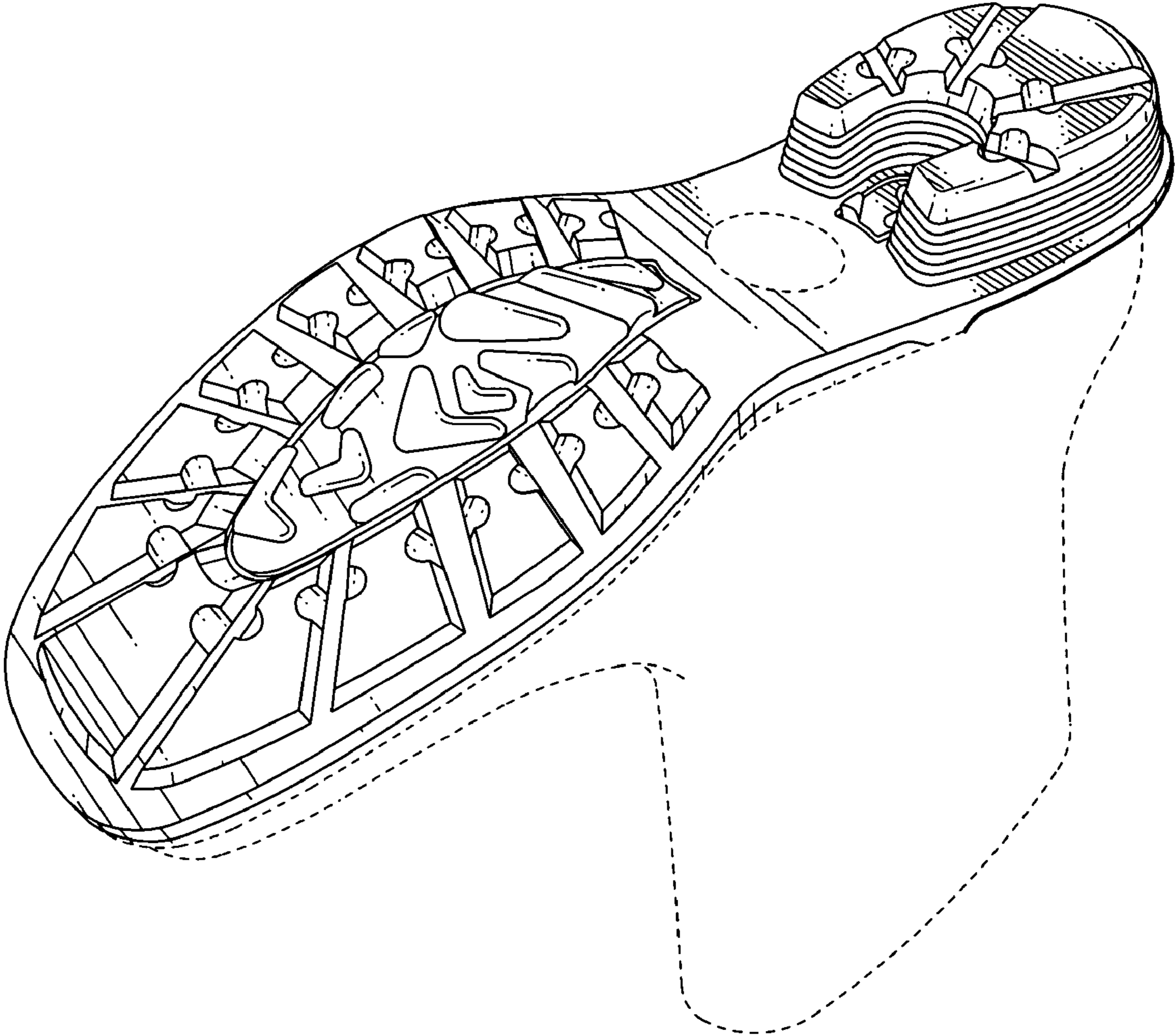


FIG. 1

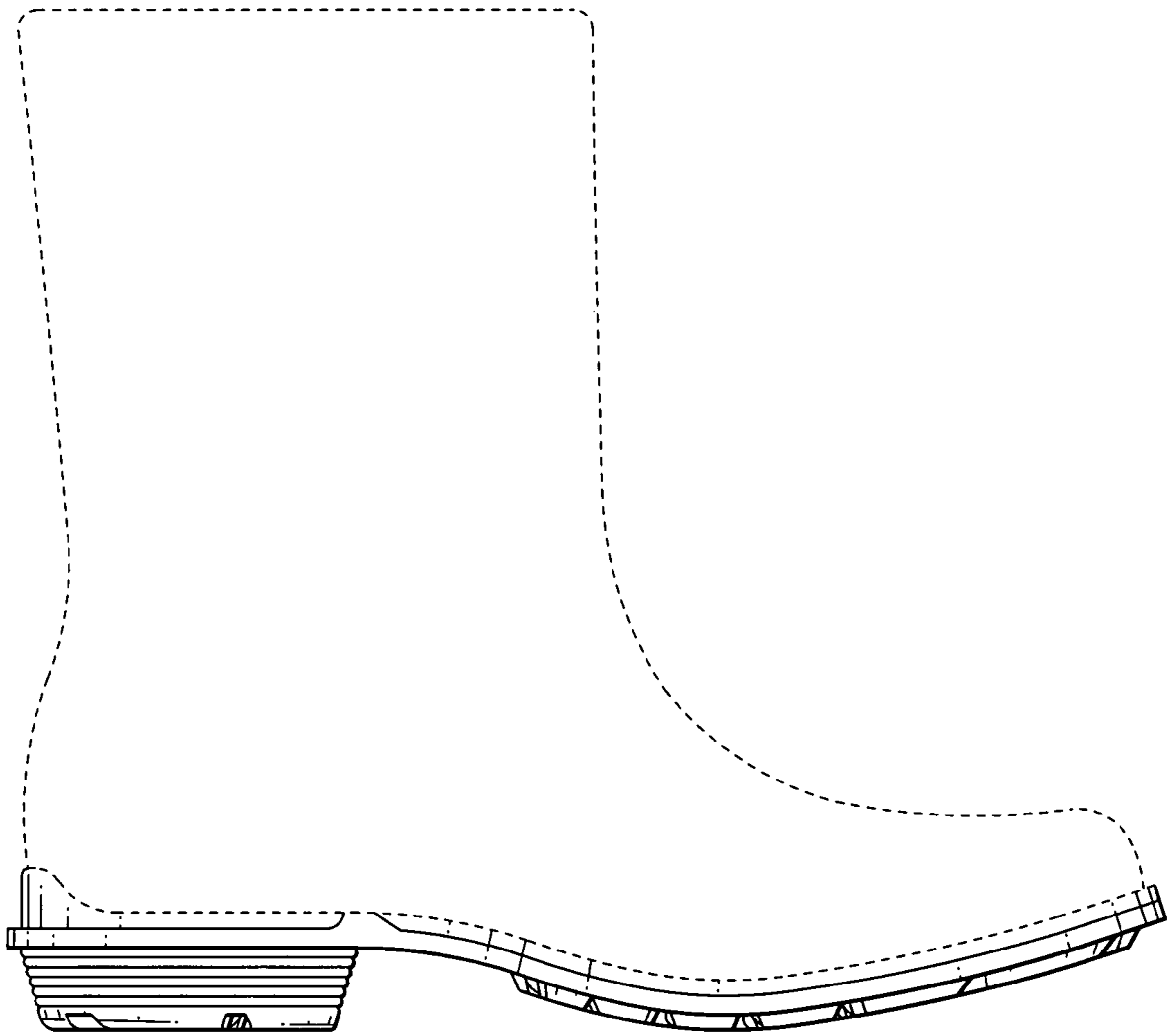


FIG. 2

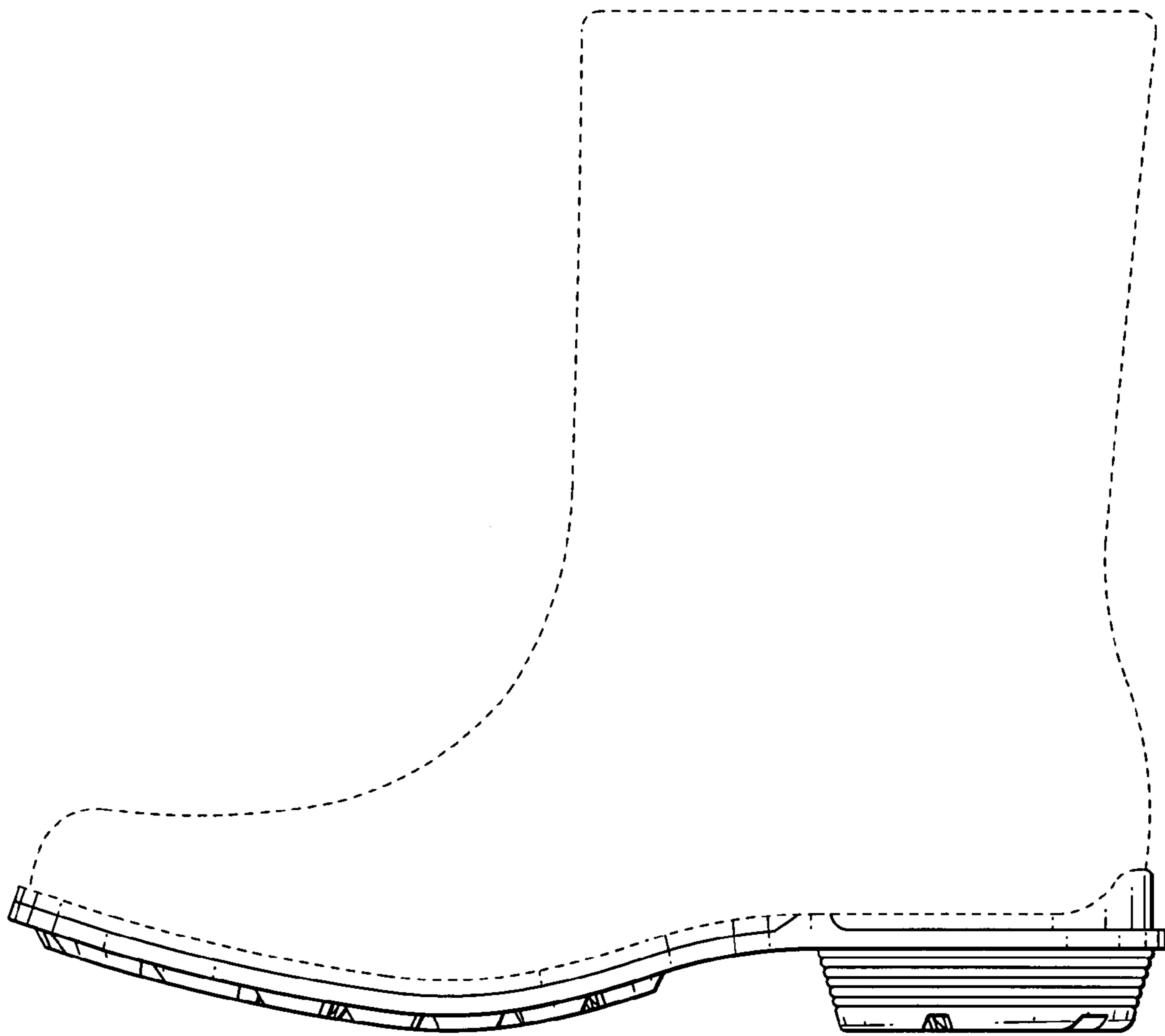


FIG. 3

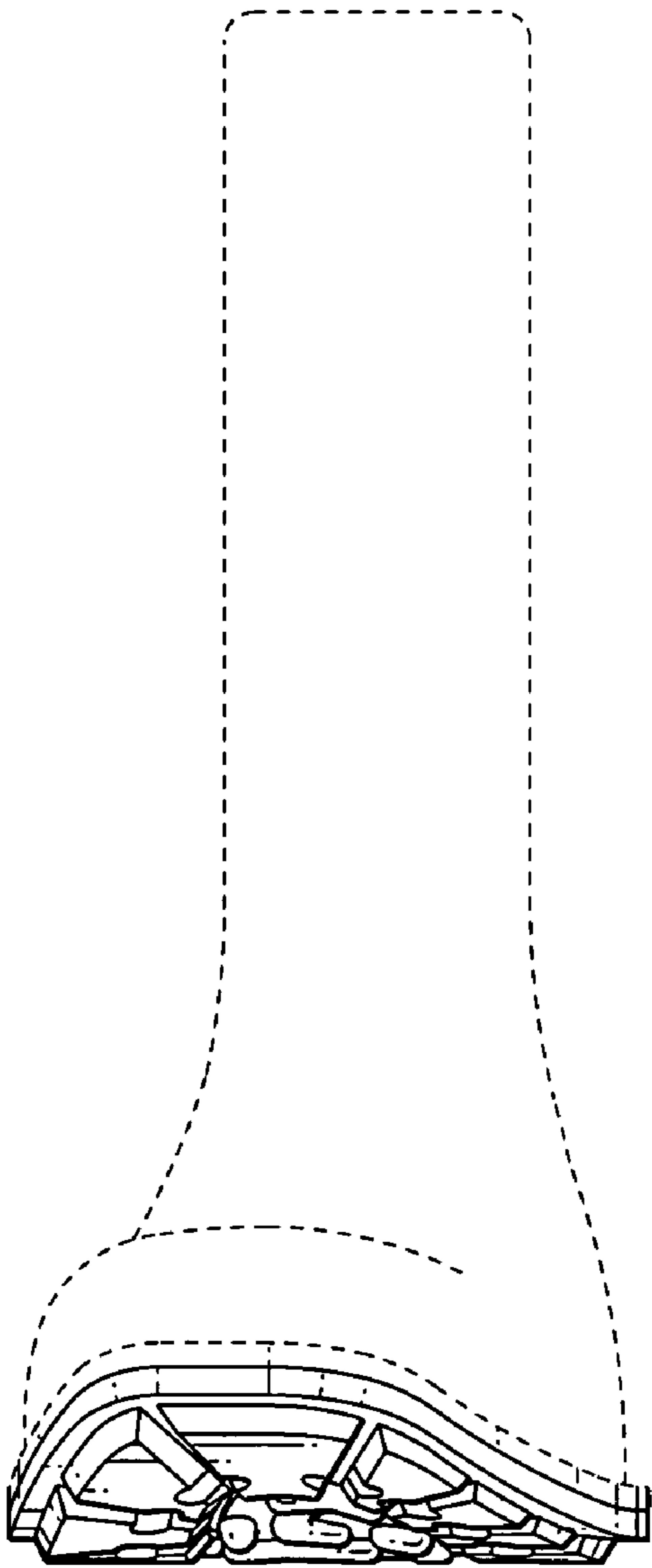


FIG. 4

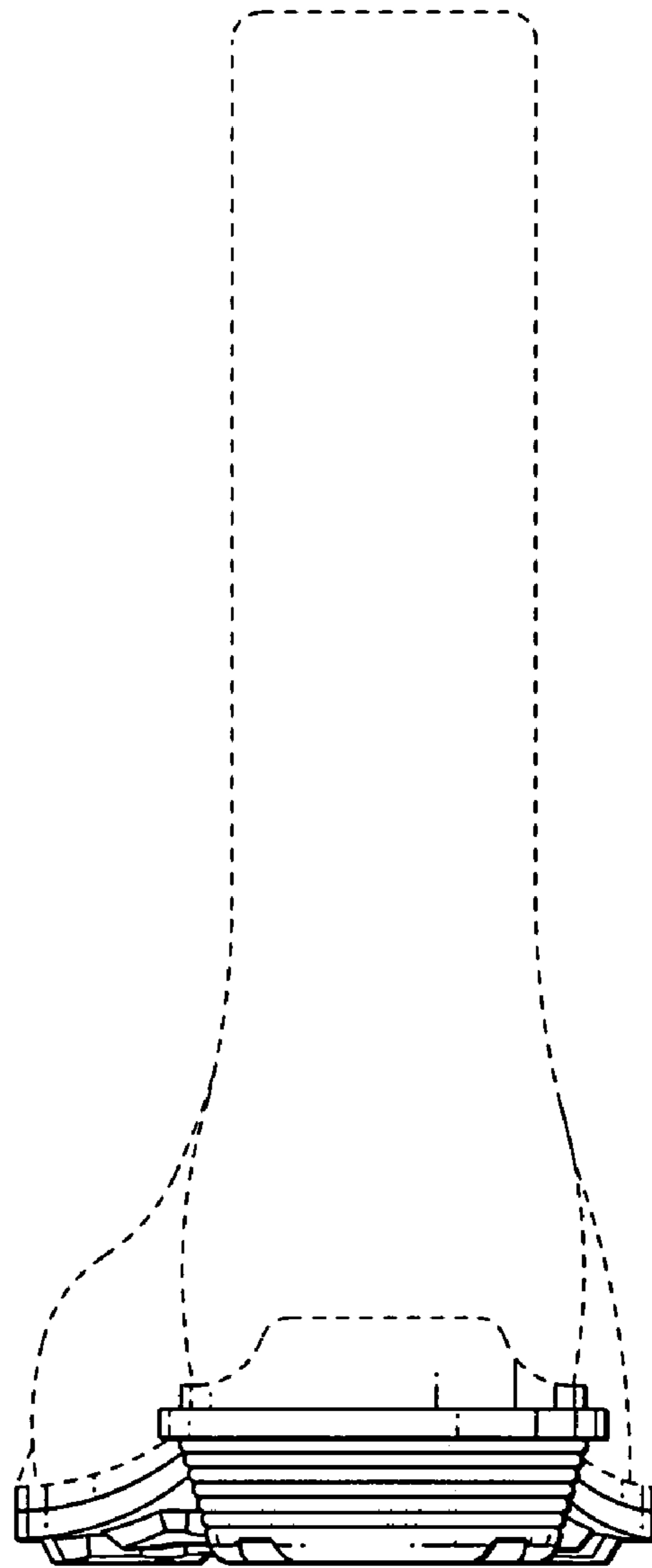


FIG. 5

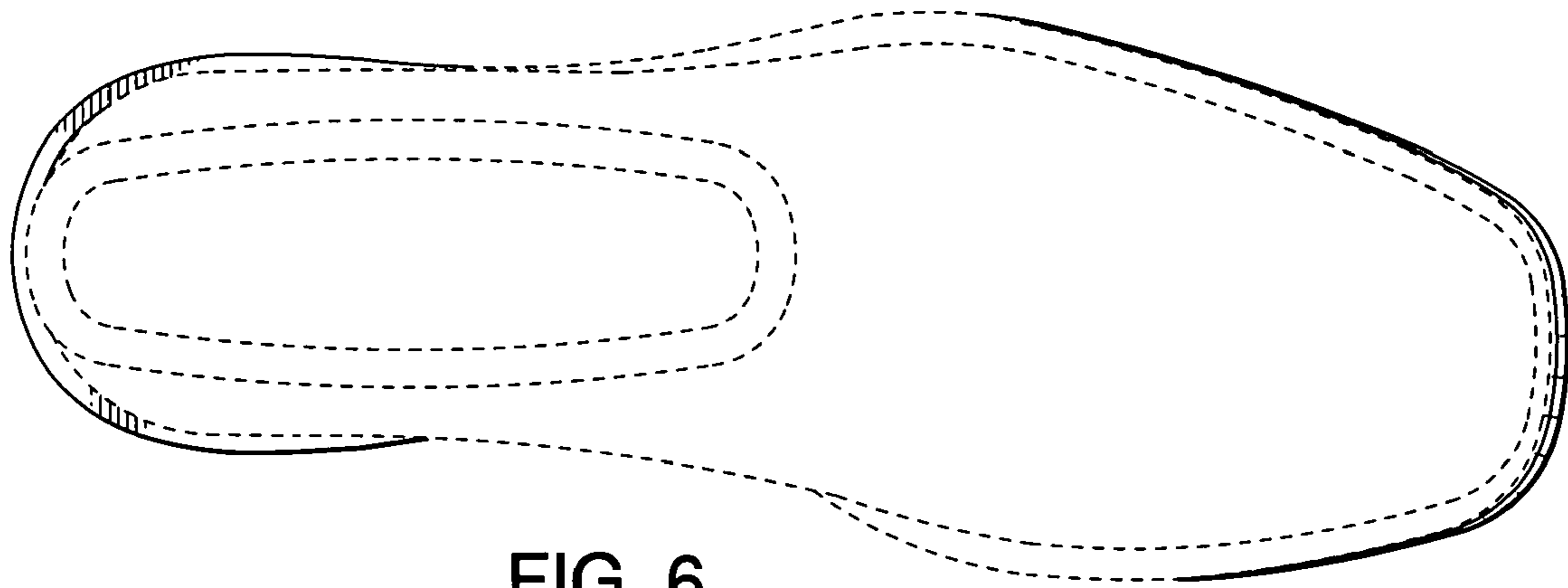


FIG. 6

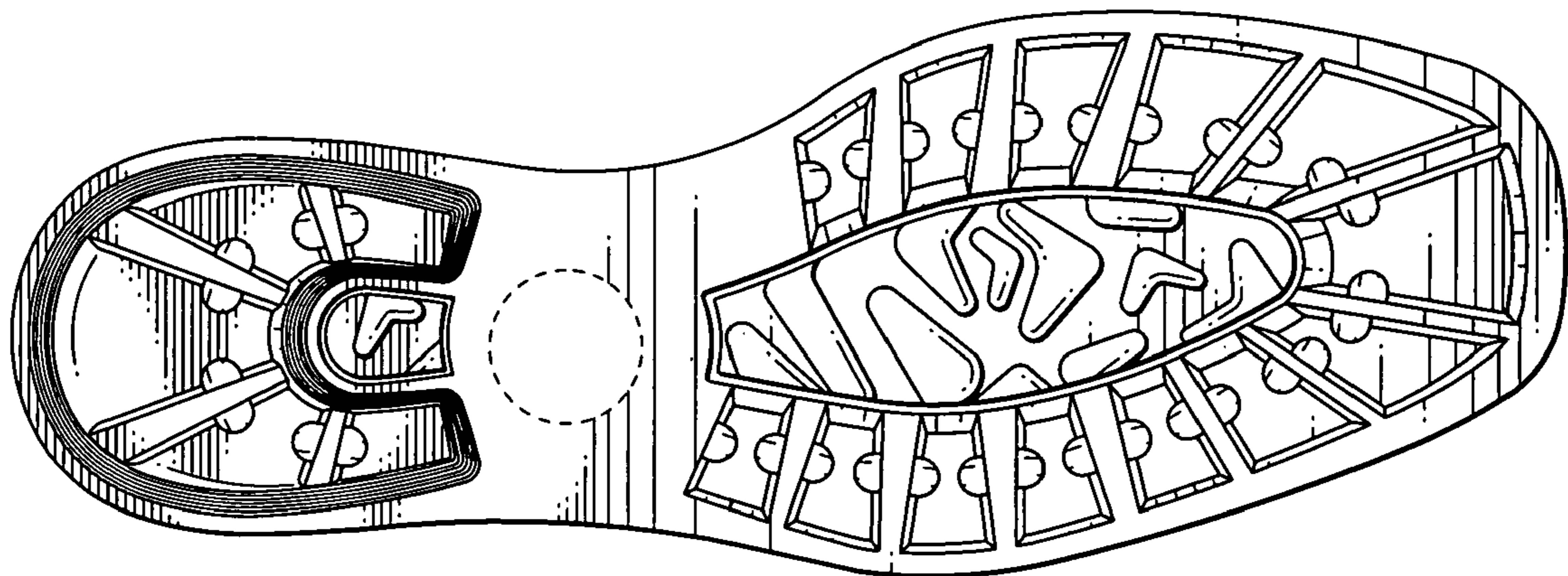


FIG. 7