



US00D576385S

(12) **United States Design Patent**  
**Della Valle**

(10) **Patent No.:** **US D576,385 S**  
(45) **Date of Patent:** **\*\* Sep. 9, 2008**

(54) **SHOE**

(75) Inventor: **Andrea Della Valle**, Sant'Elpidio a Mare (IT)

(73) Assignee: **TOD'S S.p.A.**, Sant'Elpidio a Mare (AP) (IT)

(\*\*) Term: **14 Years**

(21) Appl. No.: **29/283,402**

(22) Filed: **Aug. 13, 2007**

(30) **Foreign Application Priority Data**

Feb. 12, 2007 (EM) ..... 000669411

(51) **LOC (8) Cl.** ..... **02-04**

(52) **U.S. Cl.** ..... **D2/908; D2/953**

(58) **Field of Classification Search** ..... D2/902,  
D2/906-908, 943, 944, 969, 972-974, 951,  
D2/953; 36/45, 77 M, 77 R, 83, 113, 114,  
36/126-131

See application file for complete search history.

(56) **References Cited**

**U.S. PATENT DOCUMENTS**

D76,541 S \* 10/1928 Hopwood ..... D2/953

D135,156 S \* 3/1943 Kotzin ..... D2/953  
D149,139 S \* 3/1948 Parker ..... D2/902  
D478,206 S \* 8/2003 Hardy ..... D2/896  
D513,113 S \* 12/2005 Della Valle ..... D2/969  
D538,012 S \* 3/2007 Della Valle ..... D2/907  
D552,832 S \* 10/2007 Hardy ..... D2/902

\* cited by examiner

*Primary Examiner*—Dominic Simone

(74) *Attorney, Agent, or Firm*—Knobbe Martens Olson & Bear LLP

(57) **CLAIM**

The ornamental design for a shoe, as shown and described.

**DESCRIPTION**

FIG. 1 is a right side plan view of a shoe according to the new design.

FIG. 2 is a bottom plan view of the design of FIG. 1.

FIG. 3 is a left side plan view of the design of FIG. 1.

FIG. 4 is a top plan view of the design of FIG. 1.

FIG. 5 is a rear plan view of the design of FIG. 1.

FIG. 6 is a front plan view of the design of FIG. 1; and,

FIG. 7 is a perspective view of the design of FIG. 1.

**1 Claim, 2 Drawing Sheets**





Fig.4

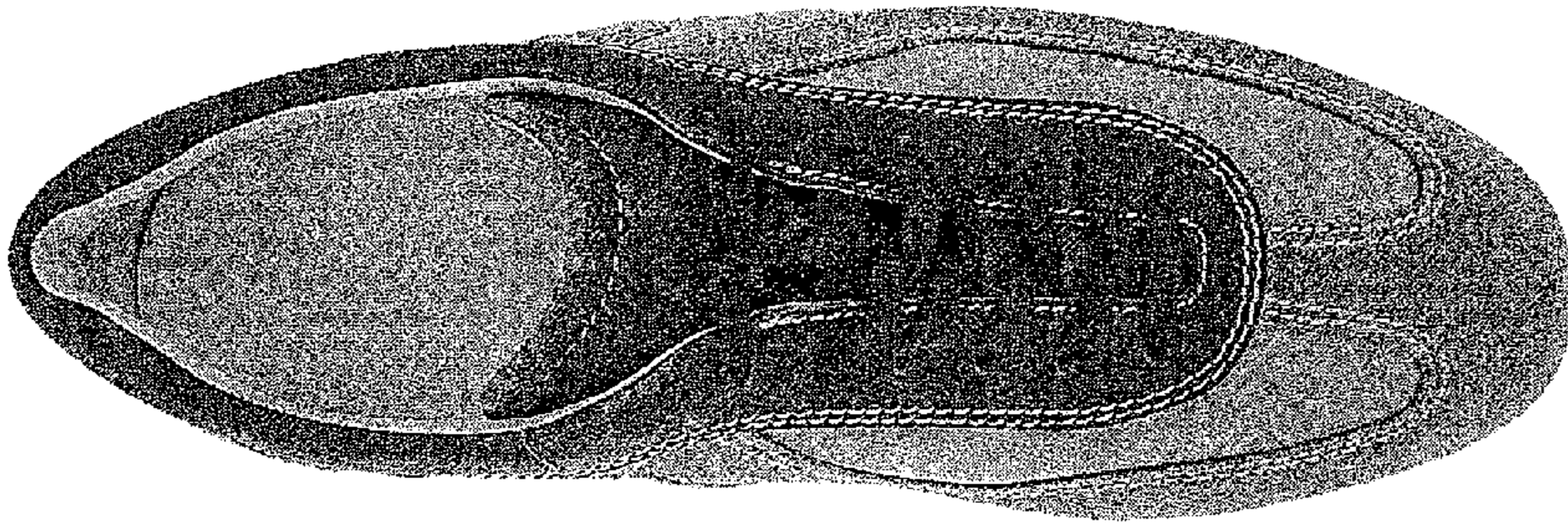


Fig.2




Fig.1




Fig.3




Fig.6




Fig.5




Fig.7

