



US00D576377S

(12) **United States Design Patent**
Galasso

(10) **Patent No.:** **US D576,377 S**

(45) **Date of Patent:** **** Sep. 9, 2008**

(54) **CUFF**

(75) **Inventor:** **Angelo Galasso, London (GB)**

(73) **Assignee:** **Laridel Participations S.A.,
Luxembourg (LU)**

(**) **Term:** **14 Years**

(21) **Appl. No.:** **29/286,747**

(22) **Filed:** **May 16, 2007**

(30) **Foreign Application Priority Data**

Nov. 20, 2006 (EM) 000624069

(51) **LOC (8) Cl.** **02-02**

(52) **U.S. Cl.** **D2/858**

(58) **Field of Classification Search** D2/840,
D2/841, 853, 858; 2/60, 106, 115, 123, 124
See application file for complete search history.

(56) **References Cited**

U.S. PATENT DOCUMENTS

D10,535 S *	3/1878	Norton	D2/858
201,818 A *	3/1878	Morse	2/124
220,519 A *	10/1879	Buss	2/124
1,291,272 A *	1/1919	Twite	2/124
1,391,094 A *	9/1921	Brach	2/124
1,454,365 A *	5/1923	Wingo	2/123
1,516,761 A *	11/1924	Cragin	2/123
2,019,104 A *	10/1935	Tolen et al.	2/123

2,994,885 A *	8/1961	Simpson	2/123
D193,760 S *	10/1962	Sanders	D2/858
3,137,861 A *	6/1964	Sanders	2/123
5,125,114 A *	6/1992	Grilliot et al.	2/124
7,120,936 B2 *	10/2006	DeSantis	2/123

* cited by examiner

Primary Examiner—Ian Simmons

Assistant Examiner—Rashida Johnson

(74) *Attorney, Agent, or Firm*—Frommer Lawrence & Haug
LLP; Ronald R. Santucci

(57) **CLAIM**

The ornamental design for a cuff, as shown and described.

DESCRIPTION

FIG. 1 is a top plan view of a cuff showing my new design;

FIG. 2 is a bottom plan view thereof;

FIG. 3 is a front elevational view thereof;

FIG. 4 is a rear elevational view thereof;

FIG. 5 is a right side elevational view thereof;

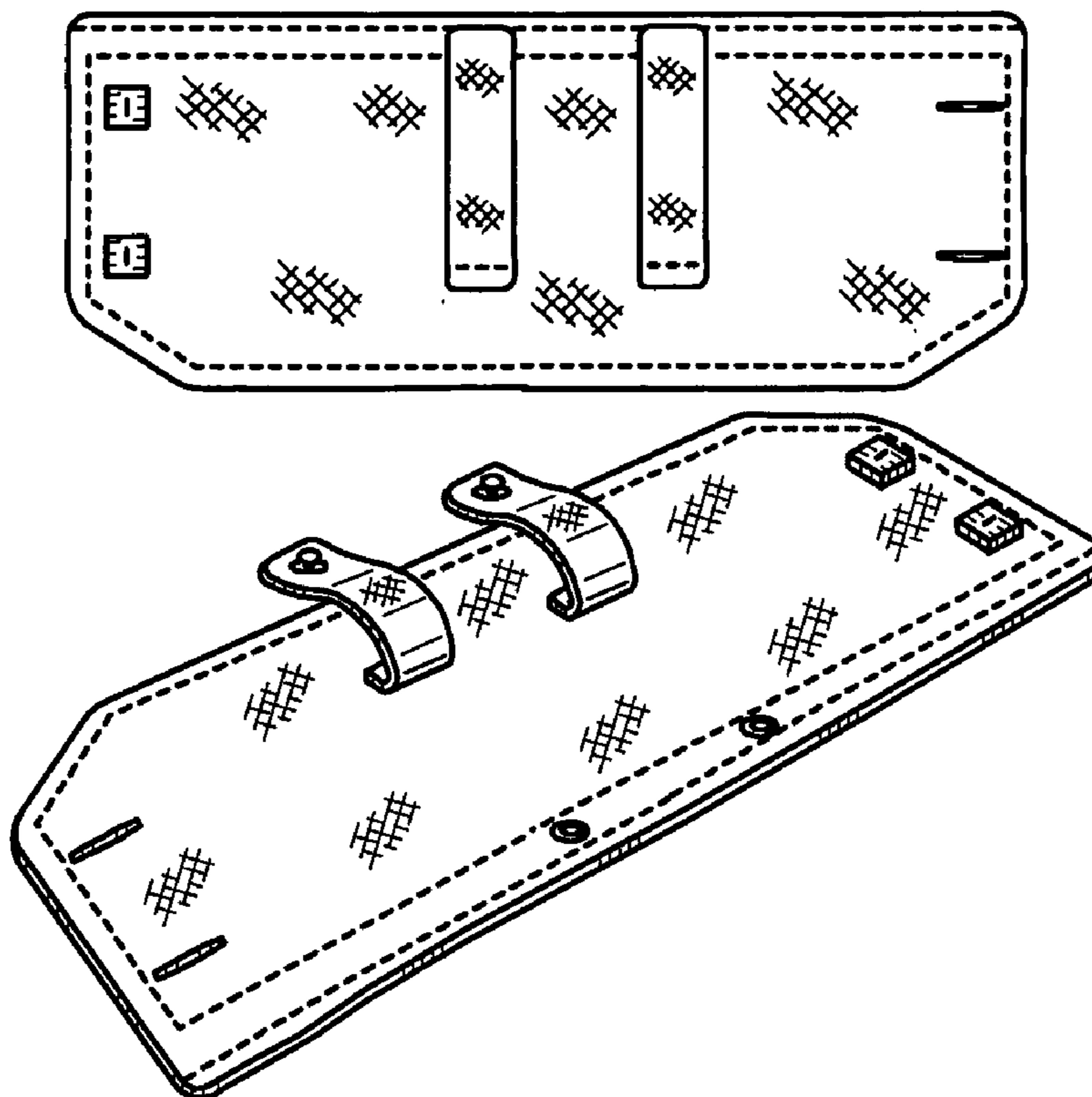
FIG. 6 is a left side elevational view thereof;

FIG. 7 is a top perspective view thereof; and,

FIG. 8 is a top perspective view thereof, with two flaps opened.

The dotted lines in FIGS. 1, 2, 7 and 8 show sewing stitches.

1 Claim, 2 Drawing Sheets



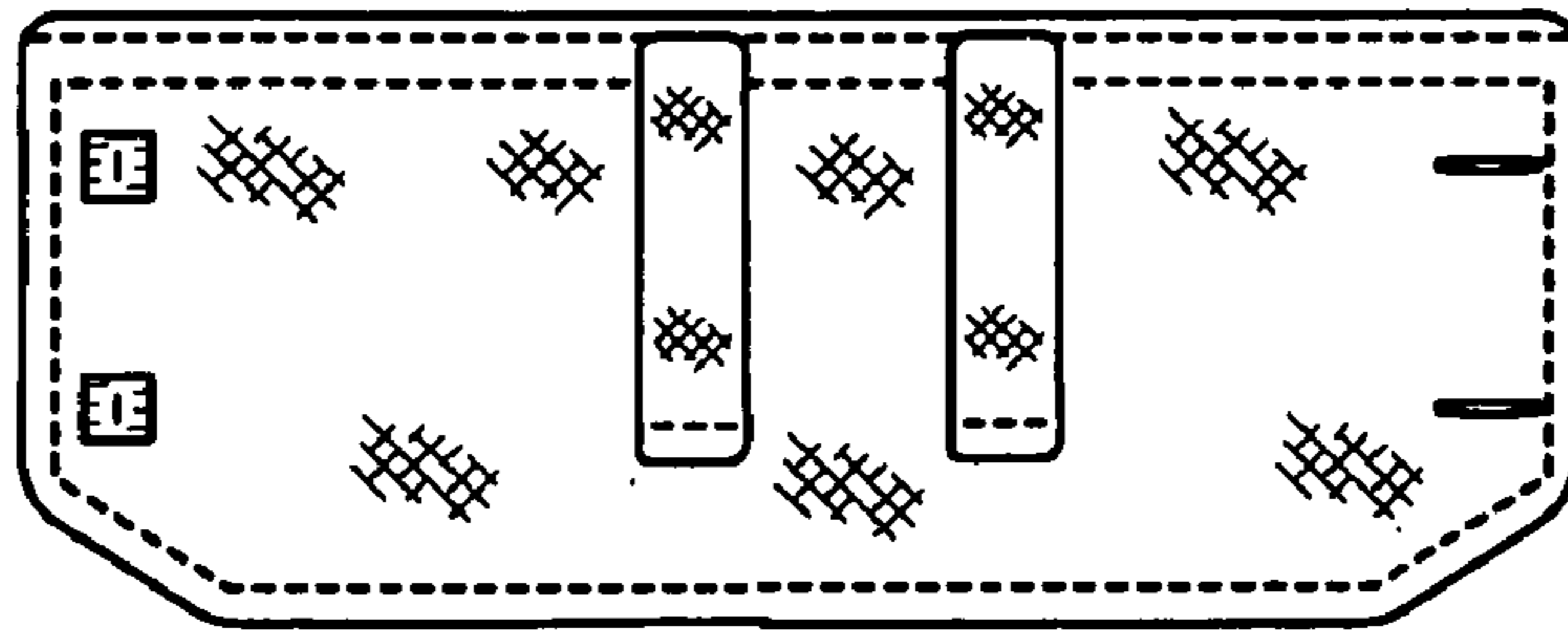


FIG. 1

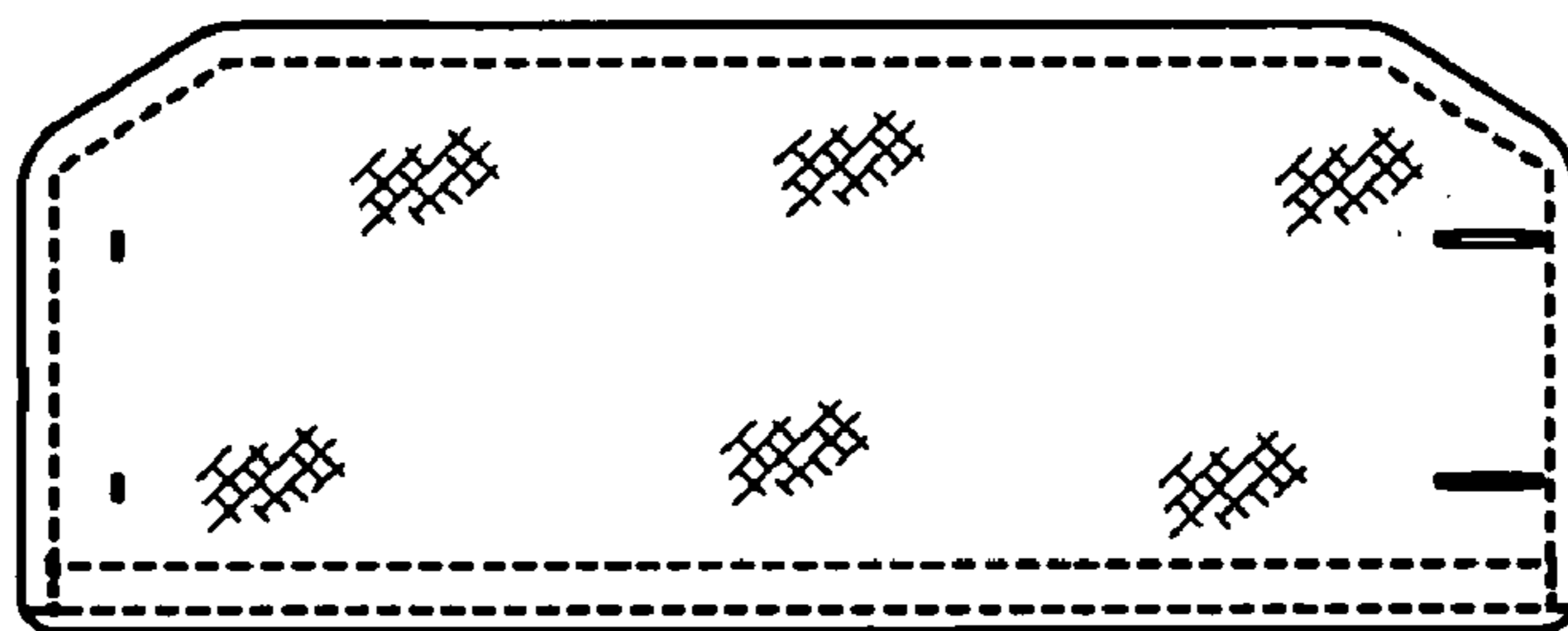


FIG. 2



FIG. 3



FIG. 4

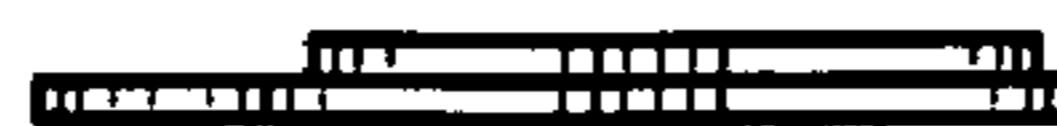


FIG. 5



FIG. 6

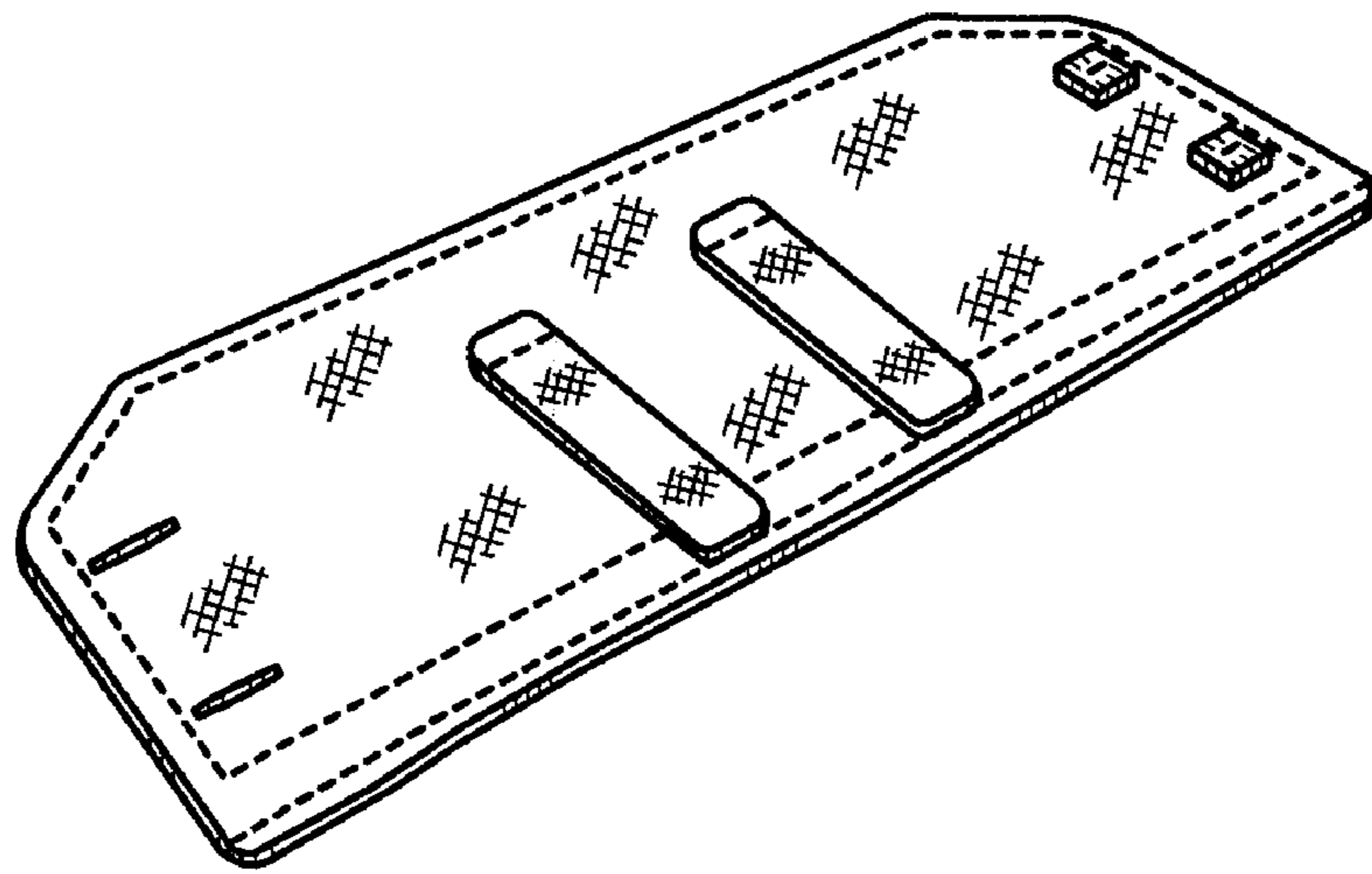


FIG. 7

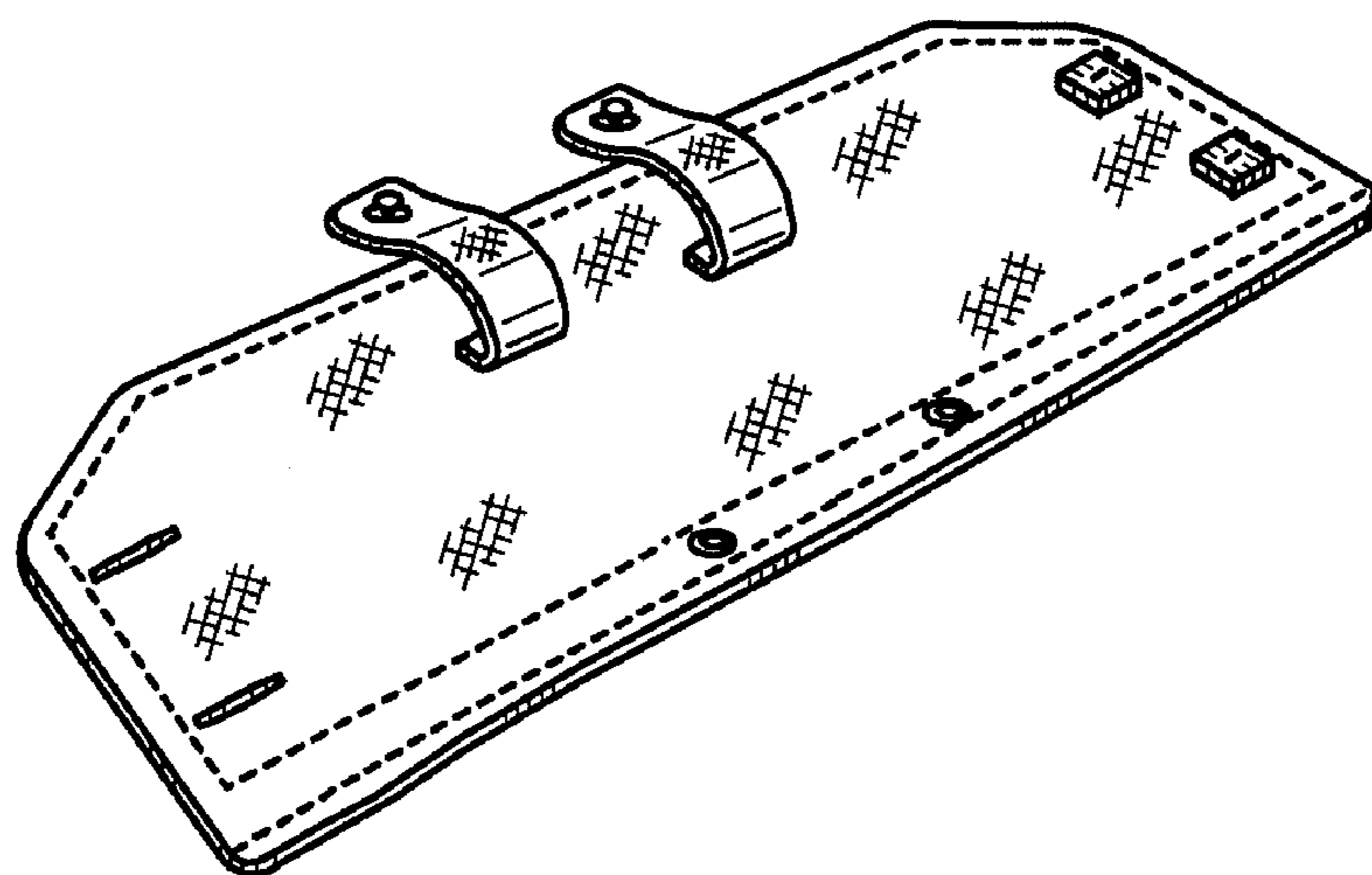


FIG. 8