



US00D576368S

(12) **United States Design Patent**
Colangelo

(10) **Patent No.:** **US D576,368 S**
(45) **Date of Patent:** **** Sep. 2, 2008**

(54) **DUSTER**

(76) **Inventor:** **Joseph Colangelo**, 1130 S. Powerline Rd., Deerfield Bch, FL (US) 33442

(**) **Term:** **14 Years**

(21) **Appl. No.:** **29/214,666**

(22) **Filed:** **Oct. 6, 2004**

(51) **LOC (8) Cl.** **04-01**

(52) **U.S. Cl.** **D32/51**

(58) **Field of Classification Search** D32/40,
D32/50-52; 15/143.1, 144.1, 144.2, 145,
15/147.1, 147.2, 226, 228, 229.1-229.9
See application file for complete search history.

(56) **References Cited**

U.S. PATENT DOCUMENTS

1,585,006	A *	5/1926	Zell	15/228
D406,424	S	3/1999	Daniels	
6,968,591	B2 *	11/2005	Tanaka	15/229.1
2002/0083964	A1	7/2002	McKay	
2002/0148061	A1	10/2002	Tanaka et al.	
2003/0106568	A1	6/2003	Keck et al.	
2004/0034956	A1 *	2/2004	Tanaka et al.	15/229.4
2005/0144749	A1 *	7/2005	Yamada	15/226

FOREIGN PATENT DOCUMENTS

DE 3802 198 6/1989

DE	297 01 349	4/1997
EP	0739 600	10/1996
EP	0923 902	6/1999
EP	0968 677	1/2000
JP	09 038009	2/1997
JP	09 154791	6/1997

* cited by examiner

Primary Examiner—Cathron Brooks

Assistant Examiner—Lavone D Tabor

(74) *Attorney, Agent, or Firm*—Smith Frohwein Tempel Greenlee Blaha, LLC; Gregory Scott Smith

(57) **CLAIM**

The ornamental design for a duster, as shown and described.

DESCRIPTION

FIG. 1 is a perspective view illustrating my design for a duster;

FIG. 2 is a side view of the embodiment of FIG. 4;


FIG. 3 is an inverted left side elevation view thereof;

FIG. 4 is a rear side view thereof; and,

FIG. 5 is a front side view thereof.

The fringes are partially shown in FIGS. 2 and 3 for ease of illustration. The broken lines shown in FIGS. 2-4 illustrate portions of the duster that form no part of the claimed design.

1 Claim, 4 Drawing Sheets



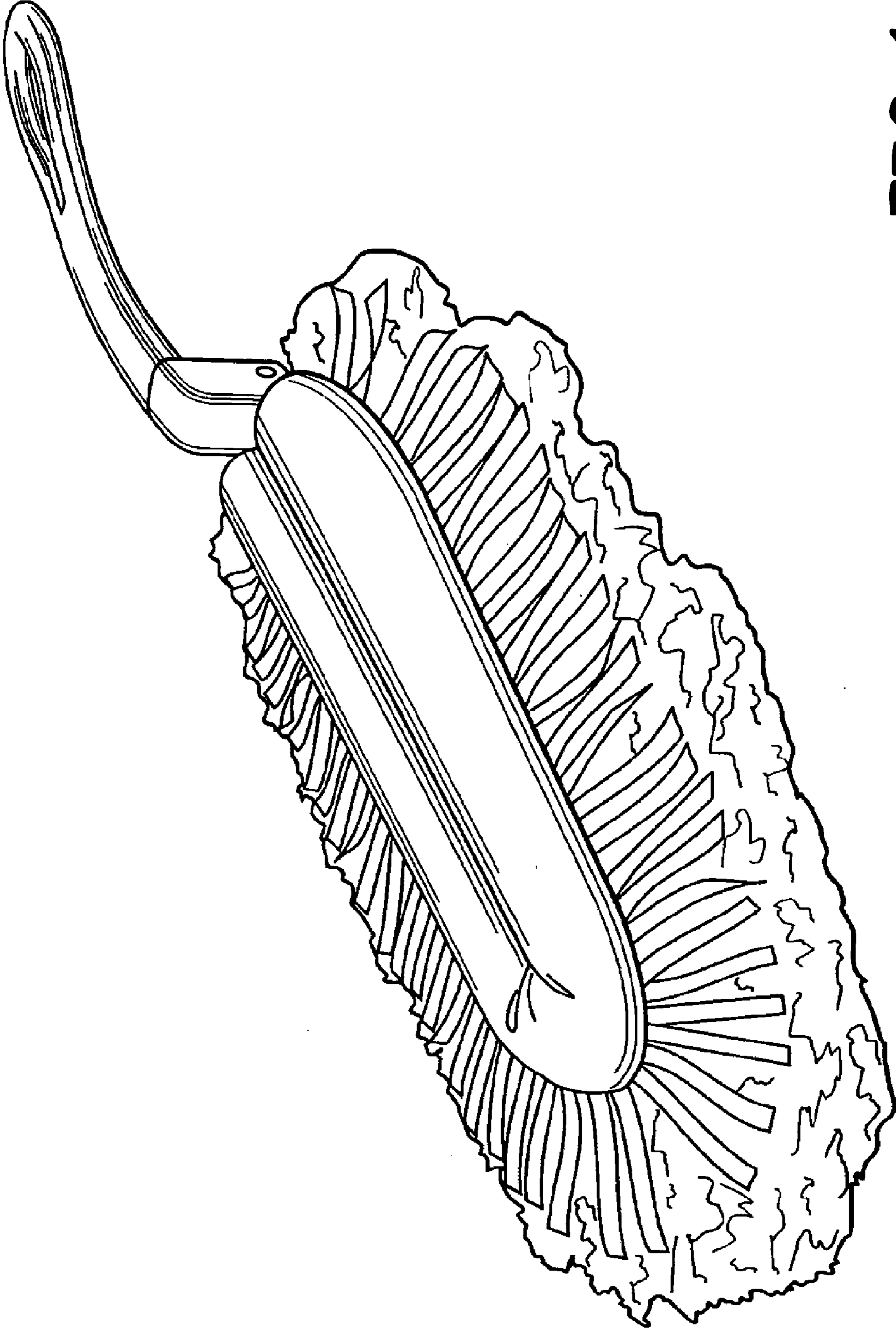


FIG. 1

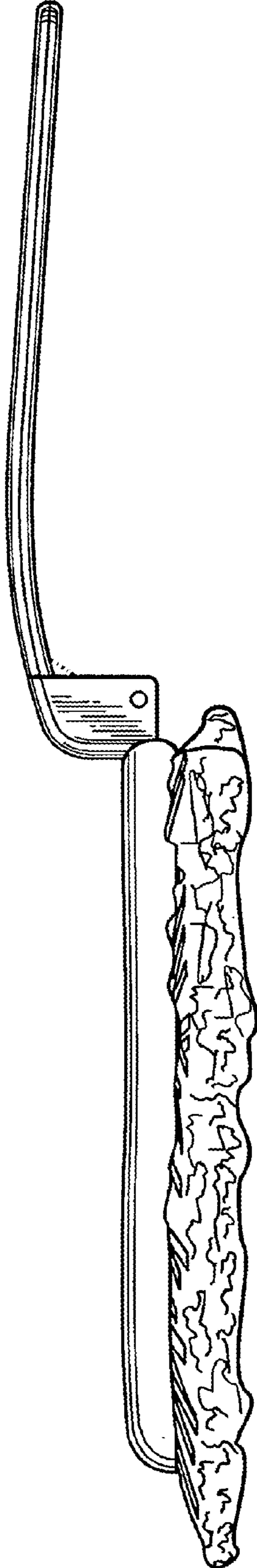


FIG. 2

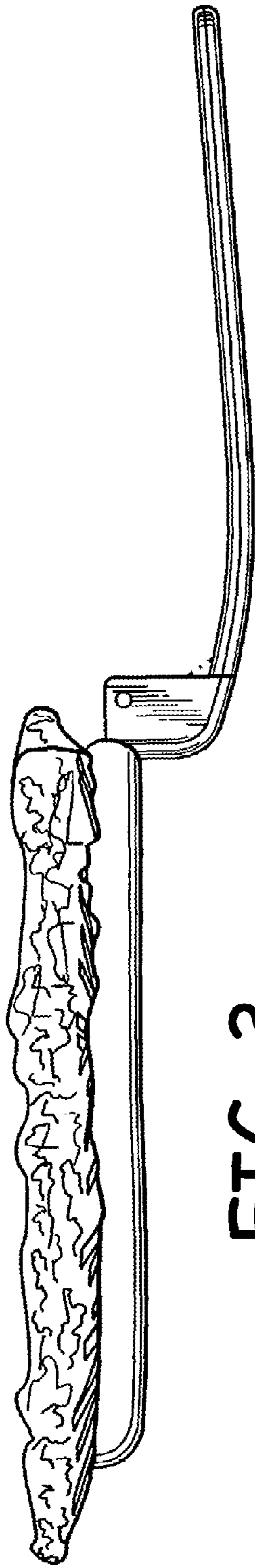


FIG. 3

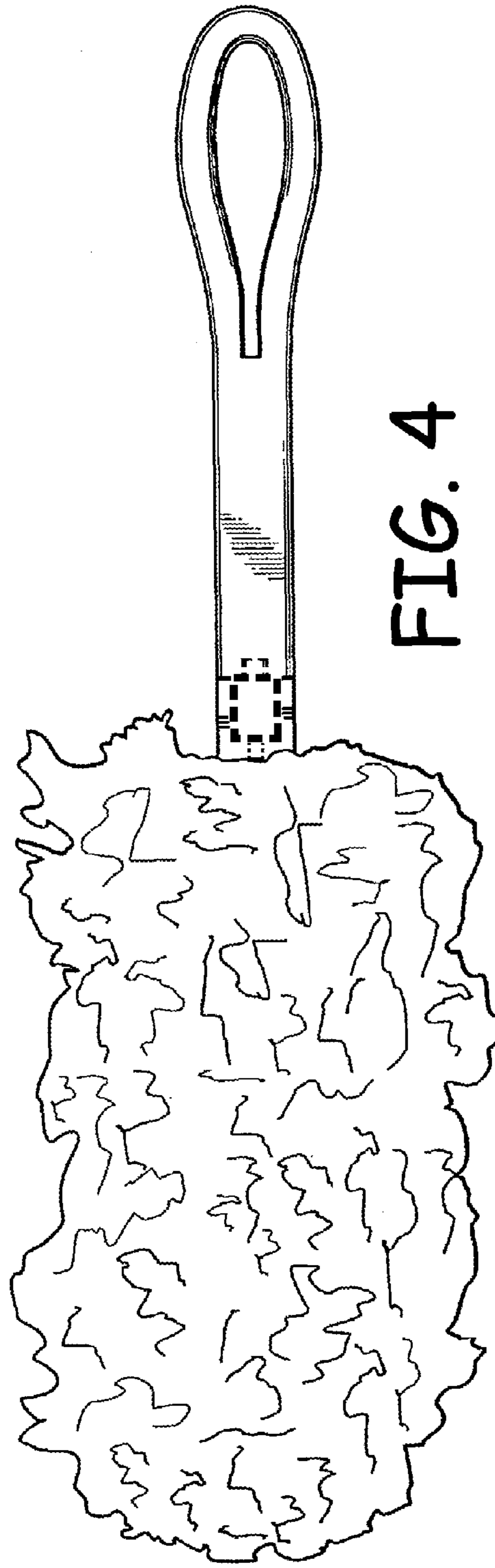


FIG. 4

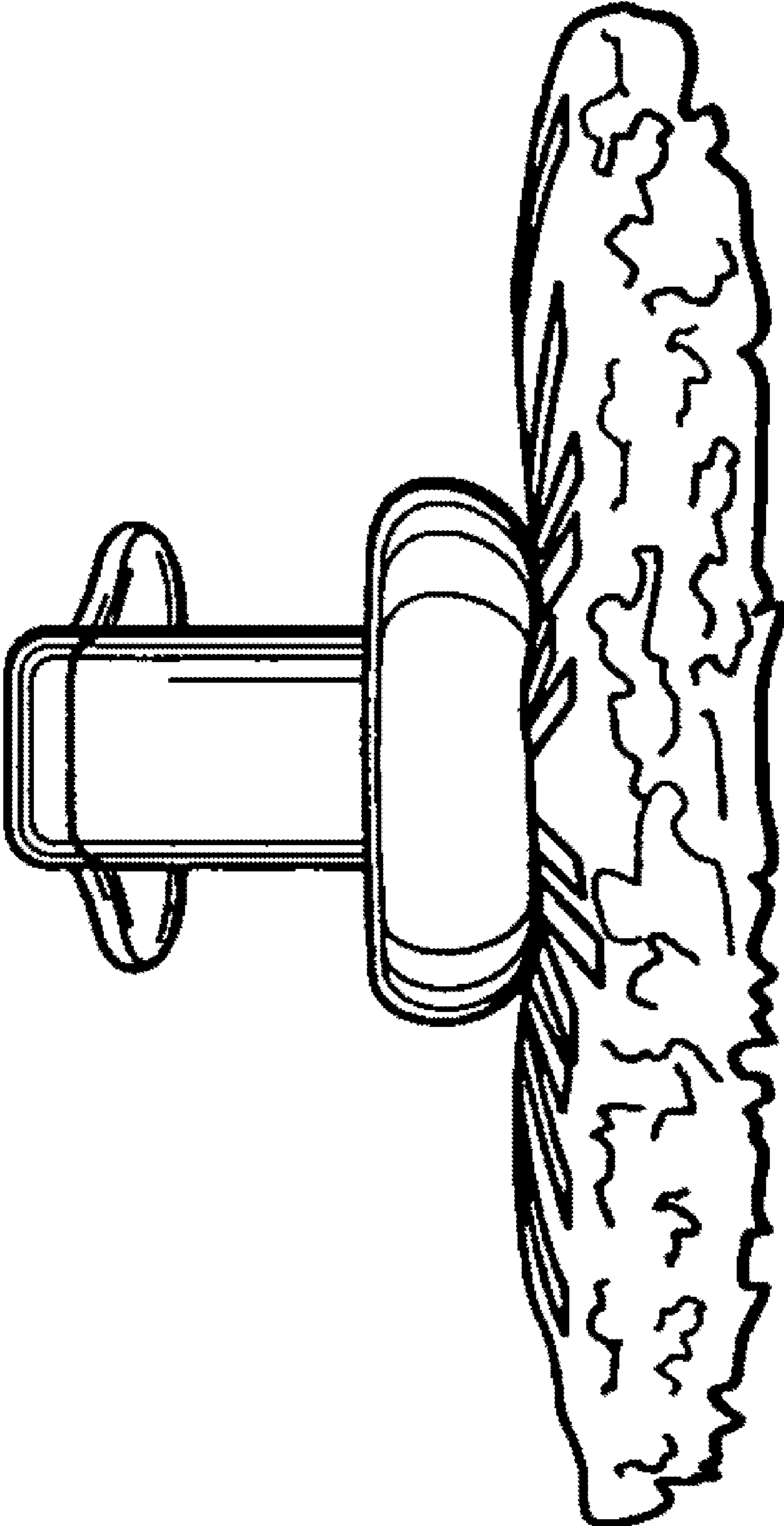


FIG. 5