



US00D576367S

(12) **United States Design Patent**
Anderson et al.

(10) **Patent No.:** **US D576,367 S**
(45) **Date of Patent:** **** Sep. 2, 2008**

(54) **FLOOR MOP**

(75) Inventors: **Daniel D. Anderson**, Minneapolis, MN (US); **Shaelyn D. Benson**, Saint Paul, MN (US); **Scott D. Gullicks**, Apple Valley, MN (US); **Robert J. Maki**, Hudson, WI (US); **Byron E. Trotter**, Saint Paul, MN (US); **Scott J. Tuman**, Woodbury, MN (US); **Lloyd S. Vasilakes**, Stillwater, MN (US)

(73) Assignee: **3M Innovative Properties Company**, St. Paul, MN (US)

(**) Term: **14 Years**

(21) Appl. No.: **29/298,653**

(22) Filed: **Dec. 10, 2007**

(51) **LOC (8) Cl.** **07-05**

(52) **U.S. Cl.** **D32/50; D4/137**

(58) **Field of Classification Search** D32/15-16, D32/19, 40, 50, 51; D4/102, 116, 137; 15/22.1, 15/28-29, 320-321, 49.1, 50.1, 114; 401/137-139, 401/289, 28

See application file for complete search history.

(56) **References Cited**

U.S. PATENT DOCUMENTS

1,186,960 A	6/1916	Wells
1,420,180 A	6/1922	Casmire
1,643,637 A	9/1927	Chadwick
1,998,278 A	4/1935	Halsey
D100,668 S	8/1936	Lofgren
2,212,172 A	8/1940	Veeck
2,214,519 A	9/1940	Bailey
D152,843 S	2/1949	Wagner
D185,727 S	7/1959	Yamen
3,319,278 A	5/1967	Frazer
3,465,377 A	9/1969	Thomas
3,528,120 A	9/1970	Lindstrom
3,720,976 A	3/1973	Bailey
D245,473 S	8/1977	Heninger
5,323,506 A	6/1994	Babitch

D349,375 S	8/1994	Berti
5,347,679 A	9/1994	Saunders et al.
5,470,272 A	11/1995	Kikuchi et al.
5,479,673 A	1/1996	Carton
D374,750 S	10/1996	Vanderhoef et al.
5,596,787 A	1/1997	Stevens et al.
5,625,918 A	5/1997	Kieson et al.
5,862,565 A	1/1999	Lundstedt
5,875,511 A	3/1999	Nejdl
D413,417 S	8/1999	Reede
D414,005 S	9/1999	Lehnertz
D414,342 S	9/1999	Ancona et al.
D423,743 S	4/2000	Dawson et al.
6,044,513 A	4/2000	Penn

(Continued)

FOREIGN PATENT DOCUMENTS

JP 15-000511 A 1/2003

(Continued)

Primary Examiner—Pamela J Burgess

(74) *Attorney, Agent, or Firm*—Trisha D. Adamson

(57) **CLAIM**

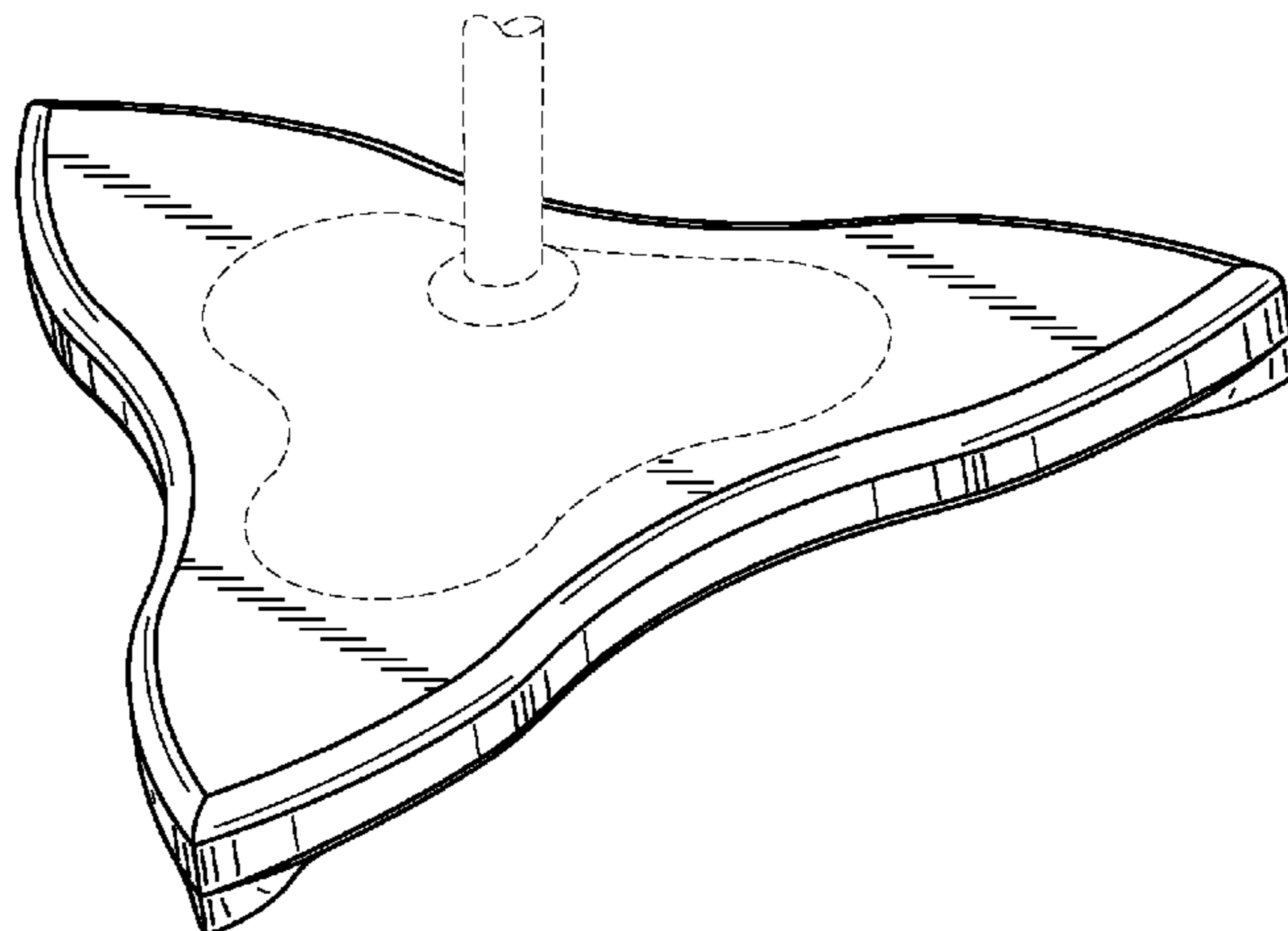
The ornamental design for a floor mop, as shown and described.

DESCRIPTION

FIG. 1 is a perspective view of a design for a floor mop;
FIG. 2 is a top view thereof;
FIG. 3 is a left side view thereof, the right side view being a mirror image thereof;
FIG. 4 is a bottom view thereof;
FIG. 5 is a front view thereof; and,
FIG. 6 is a rear view thereof.

The broken lines shown in the drawings are for illustrative purposes only and form no part of the claimed design.

1 Claim, 2 Drawing Sheets



US D576,367 S

Page 2

U.S. PATENT DOCUMENTS

6,073,298	A	6/2000	O'Brien	
D468,878	S	1/2003	Reede	
6,523,213	B1	2/2003	Post	
D471,334	S	3/2003	Reede	
6,543,950	B1	4/2003	Huang	
6,769,153	B1	8/2004	Post et al.	
6,895,626	B2	5/2005	Tsai	
D544,667	S *	6/2007	Nelson et al.	D32/50
D547,069	S *	7/2007	Braithwaite et al.	D4/137
D549,415	S *	8/2007	Trotter et al.	D32/50
D552,815	S *	10/2007	Bar-Noy et al.	D32/50
2003/0009839	A1	1/2003	Streutker et al.	

2003/0110584	A1	6/2003	Clare et al.
2004/0031506	A1	2/2004	Tsai
2004/0141794	A1	7/2004	Slaboden
2004/0177461	A1	9/2004	Ajluni
2004/0184867	A1	9/2004	Wang et al.
2005/0060827	A1	3/2005	James et al.
2007/0094829	A1	5/2007	Dotterman et al.

FOREIGN PATENT DOCUMENTS

JP	17-160770	A	6/2005
KR	20-0282787	Y1	7/2005
WO	WO 2005/023080		3/2005

* cited by examiner

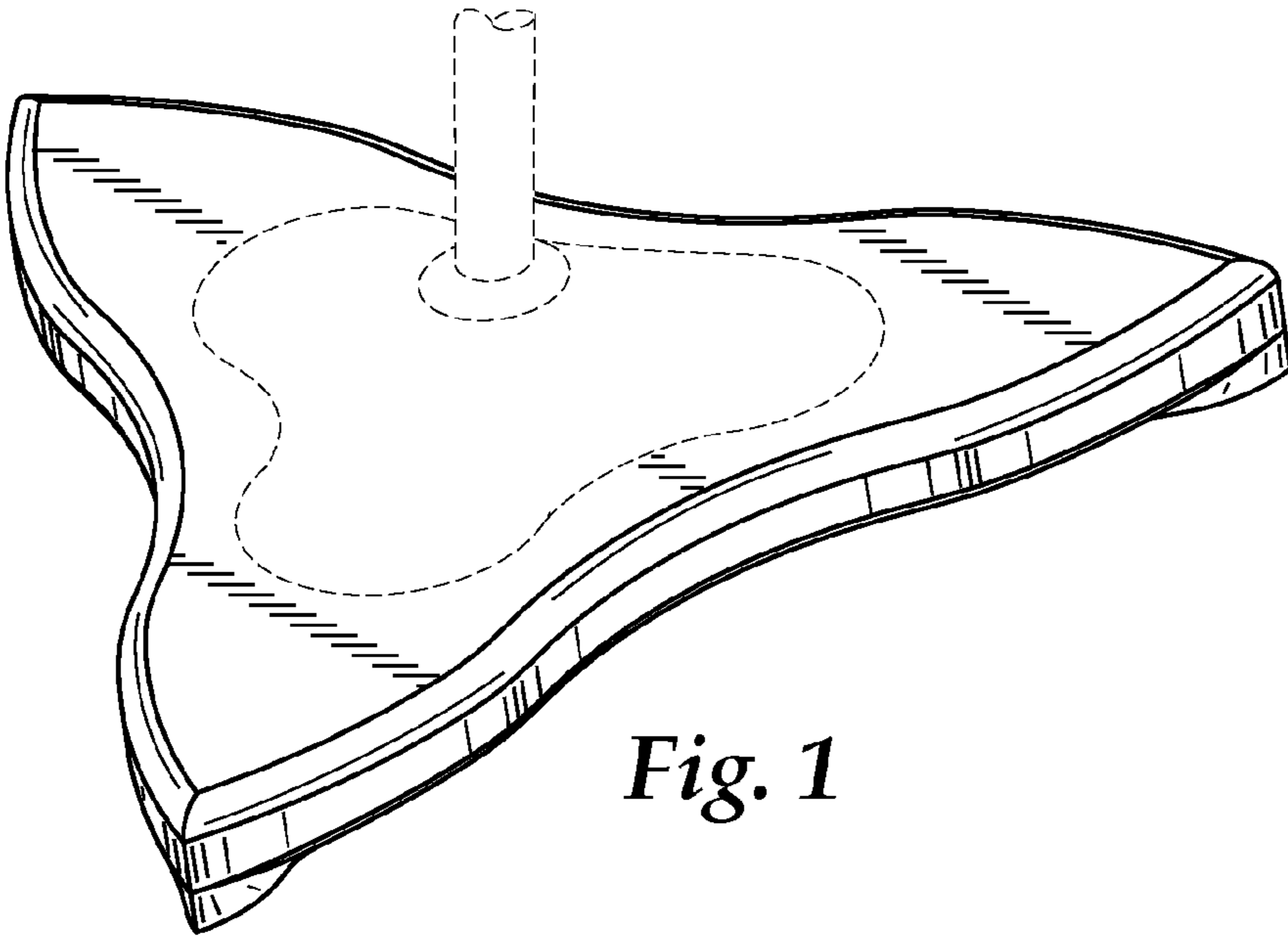


Fig. 1

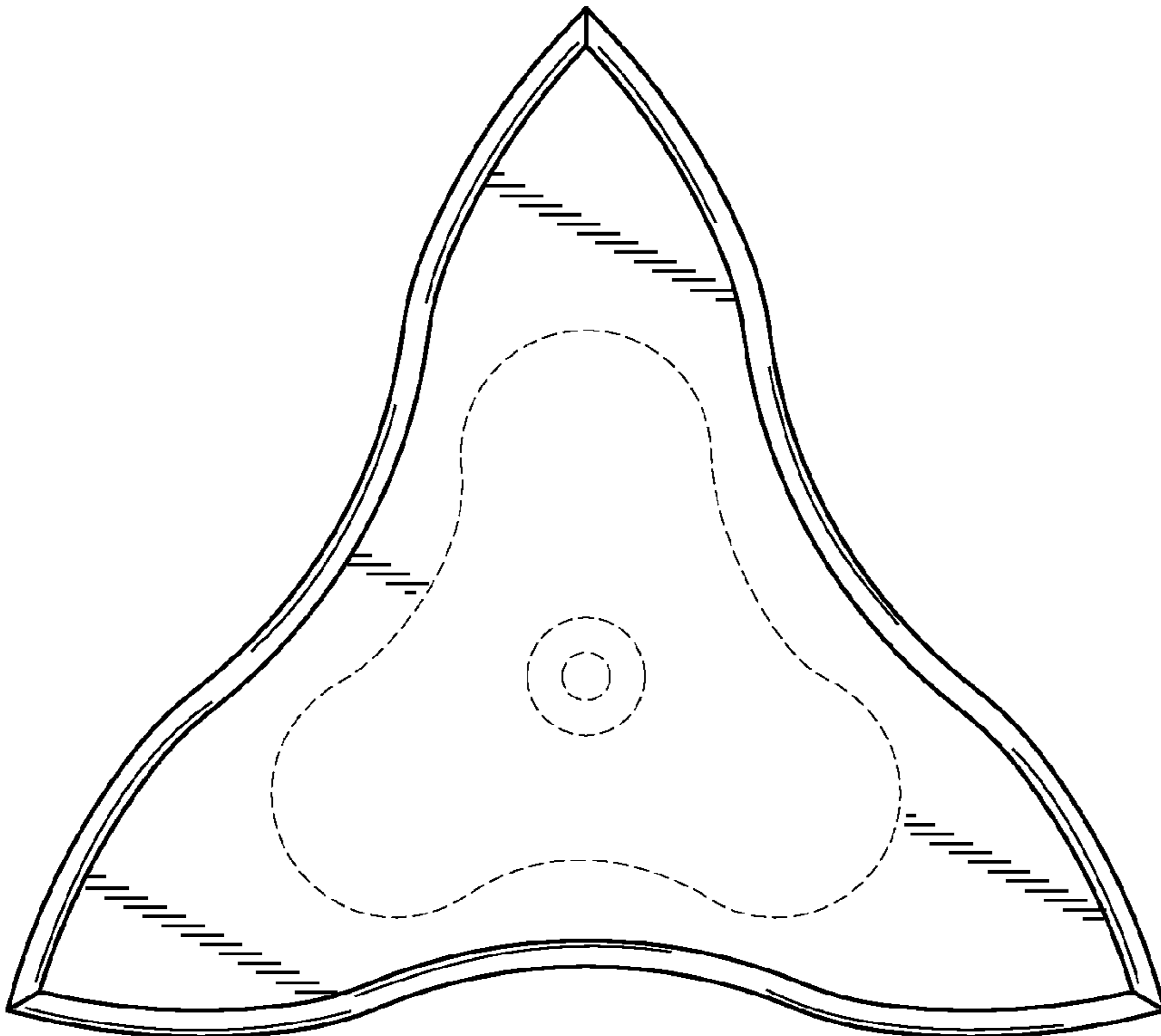


Fig. 2

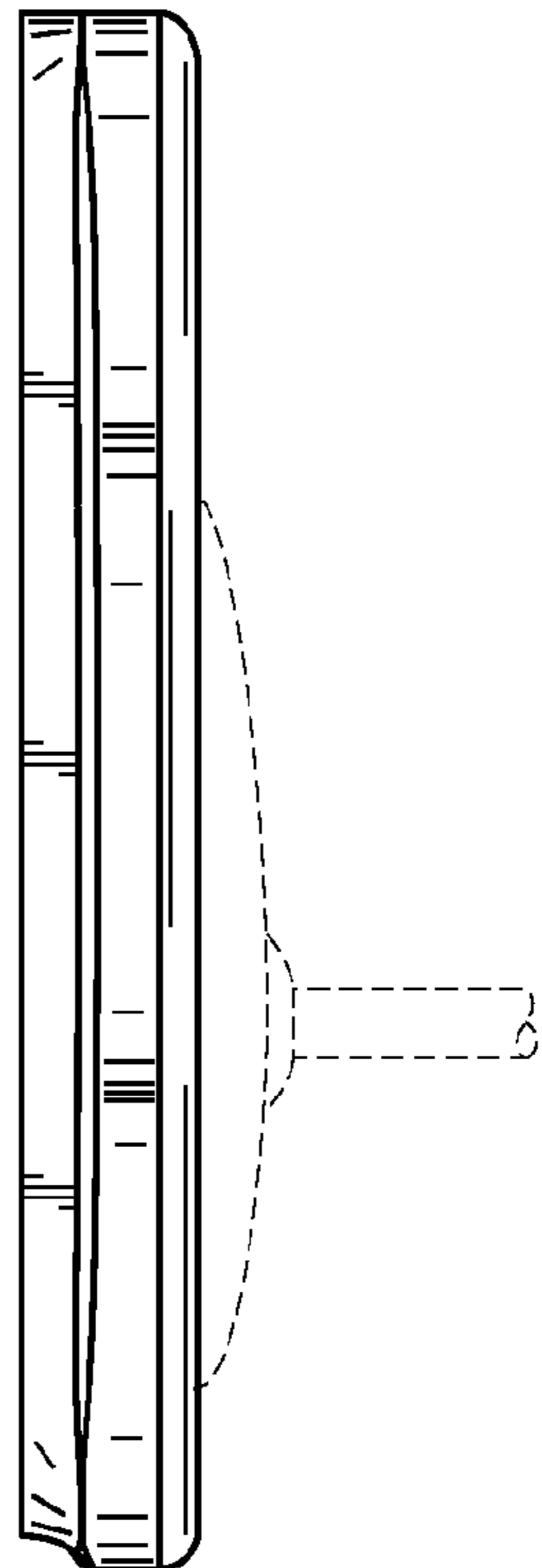


Fig. 3

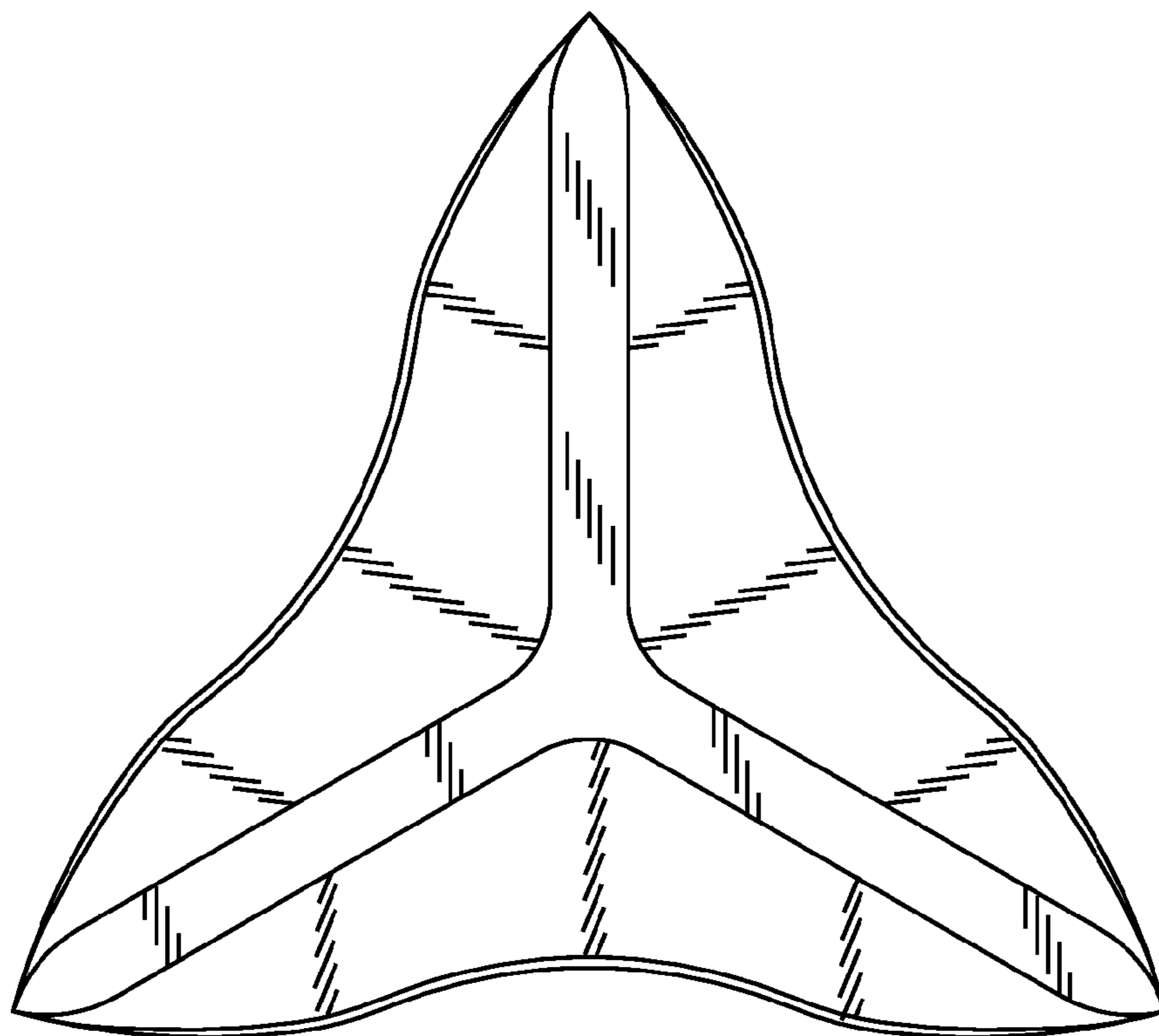


Fig. 4

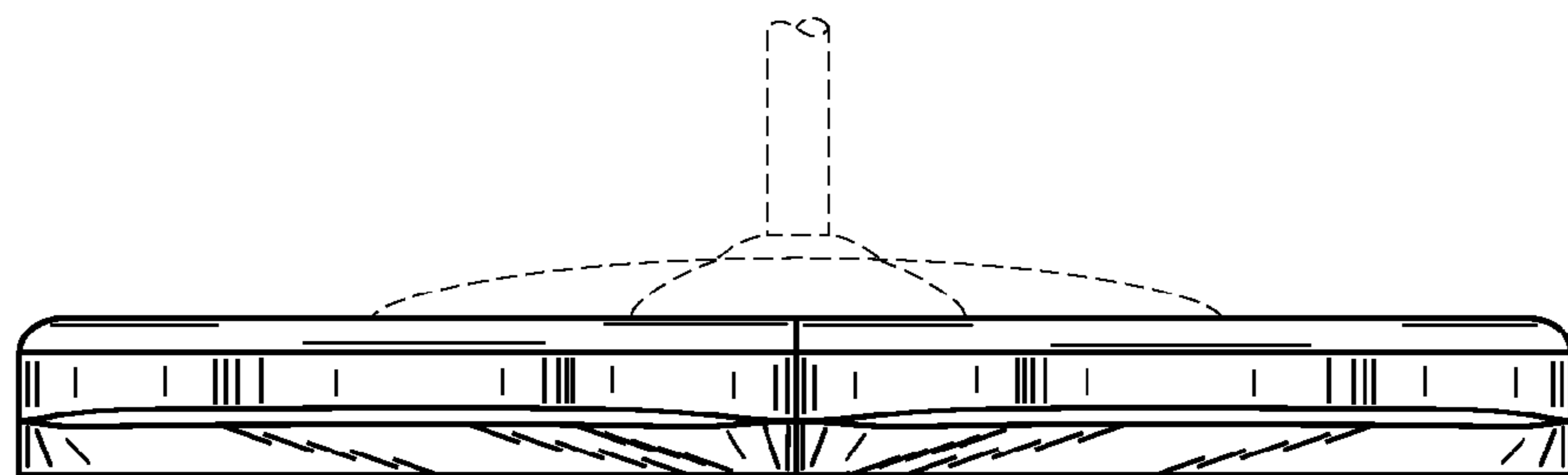


Fig. 5

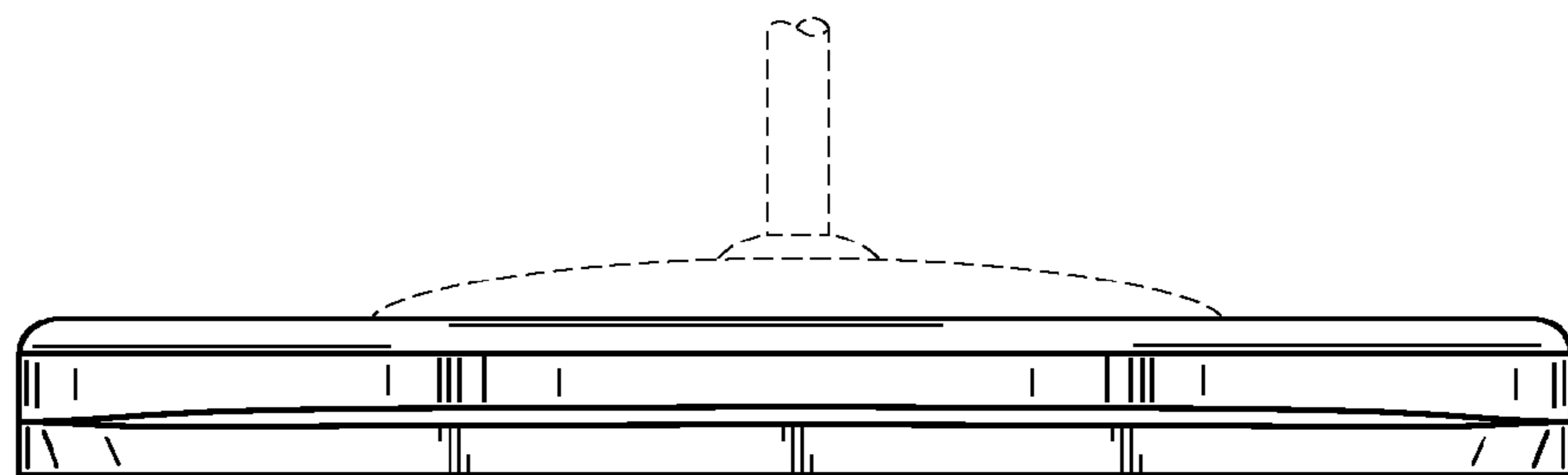


Fig. 6