



US00D576359S

(12) **United States Design Patent**
Rutherford

(10) **Patent No.:** **US D576,359 S**

(45) **Date of Patent:** **** Sep. 2, 2008**

(54) **PET TOY**

(75) Inventor: **Ryan Rutherford**, Belleville, NJ (US)

(73) Assignee: **JW Pet Company, Inc.**, Teterboro, NJ (US)

(**) Term: **14 Years**

(21) Appl. No.: **29/296,201**

(22) Filed: **Oct. 16, 2007**

Related U.S. Application Data

(62) Division of application No. 29/266,493, filed on Sep. 21, 2006, now Pat. No. Des. 565,807.

(51) **LOC (8) Cl.** **30-99**

(52) **U.S. Cl.** **D30/160; D21/629**

(58) **Field of Classification Search** **D30/160; 119/702, 706-711; D21/576, 621, 630, 656-659, D21/623, 529; D1/106**

See application file for complete search history.

(56) **References Cited**

U.S. PATENT DOCUMENTS

1,644,317 A	10/1927	Willey
D135,267 S	3/1943	Lamb
D150,896 S	9/1948	Stovner
2,968,121 A	1/1961	Pearson, Jr. et al.
D194,912 S	4/1963	Markham
D195,857 S	8/1963	Ferber
D210,736 S	4/1968	Tomko
D226,773 S	4/1973	Ehrenreich
D240,309 S	6/1976	Orensten
D250,052 S	10/1978	Salt et al.
D254,439 S	3/1980	Nottingham et al.
D264,198 S	5/1982	Leeds
D269,534 S	6/1983	Garth
D271,404 S	11/1983	Chan
D271,405 S	11/1983	Helein

D271,598 S	11/1983	Helein	
D279,808 S *	7/1985	Pharo D21/623
D281,237 S *	11/1985	Zusman D21/623
D285,545 S *	9/1986	Crouch D21/630
D285,708 S *	9/1986	Schroeder D21/623
D287,987 S	1/1987	Colclasure	
D292,110 S	9/1987	Tamakoshi	
D292,302 S	10/1987	Hale	
D292,812 S	11/1987	Zacherle	
D292,816 S	11/1987	Zacherle	
D297,251 S *	8/1988	Gamazo-Canella D21/623
D297,749 S	9/1988	Rodis-Jamero	
D300,335 S	3/1989	Colclasure	
D300,336 S *	3/1989	Colclasure D21/623
D304,478 S	11/1989	Fiust	
D304,480 S	11/1989	Fiust	
D311,045 S	10/1990	Colclasure	
D311,552 S *	10/1990	Kubiatowicz D21/473

(Continued)

Primary Examiner—Cathy Anne MacCormac
(74) *Attorney, Agent, or Firm*—Katten Muchin Rosenman LLP

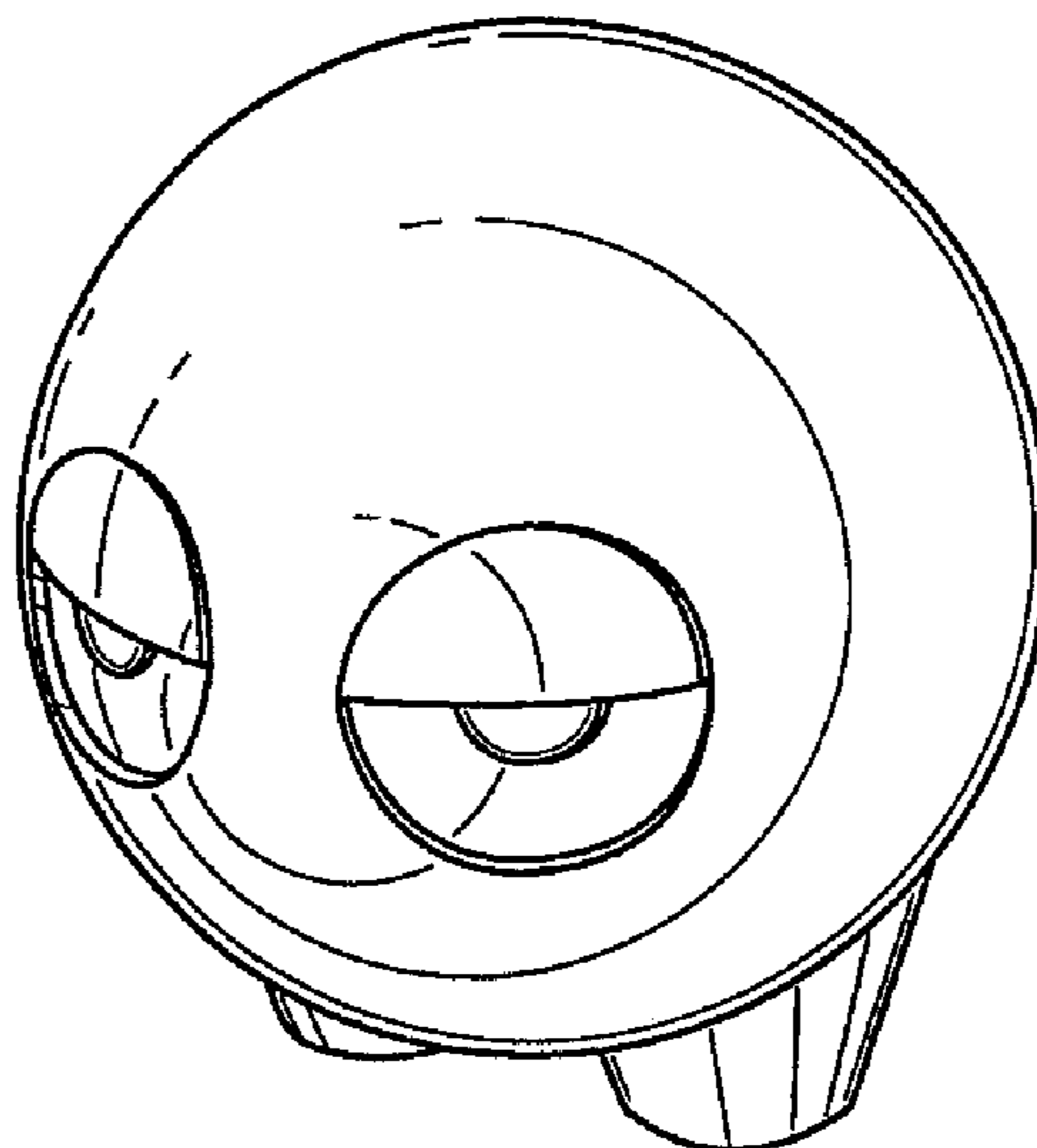
(57) **CLAIM**

The ornamental design for a pet toy, as shown and described.

DESCRIPTION

FIG. 1 is a perspective view of a pet toy,
FIG. 2 is a front view thereof,
FIG. 3 is a rear view thereof,
FIG. 4 is a right-side view thereof,
FIG. 5 is a left-side view thereof,
FIG. 6 is a top view thereof; and,
FIG. 7 is a bottom view thereof.
The portions of the designs that are shown in broken lines do not form part of the claimed design.

1 Claim, 4 Drawing Sheets



US D576,359 S

Page 2

U.S. PATENT DOCUMENTS

D312,287 S	11/1990	Kolton	D442,650 S	5/2001	Allen
D317,027 S	5/1991	Fegan	D445,452 S	7/2001	Charlebois
D321,541 S	11/1991	Ayon	D445,468 S	7/2001	Lipper
D323,865 S	2/1992	Clarke	D449,014 S	10/2001	Perse
D324,087 S	2/1992	Crider	D459,414 S	6/2002	Cash
D331,084 S	11/1992	Vavala	6,461,217 B1	10/2002	Pestonji
D340,751 S	10/1993	Jones	6,517,406 B1 *	2/2003	Cash 446/97
D341,103 S	11/1993	Domenig	D496,077 S *	9/2004	Rutherford et al. D21/623
D342,557 S	12/1993	Frick	D501,898 S	2/2005	Rutherford et al.
D385,316 S	10/1997	McCarter	D522,071 S	5/2006	Strother et al.
6,129,606 A	10/2000	Yuen	D540,893 S	4/2007	Rutherford
6,161,975 A	12/2000	Clarke	2002/0094750 A1	7/2002	Perse

* cited by examiner




FIG. 1




FIG. 2

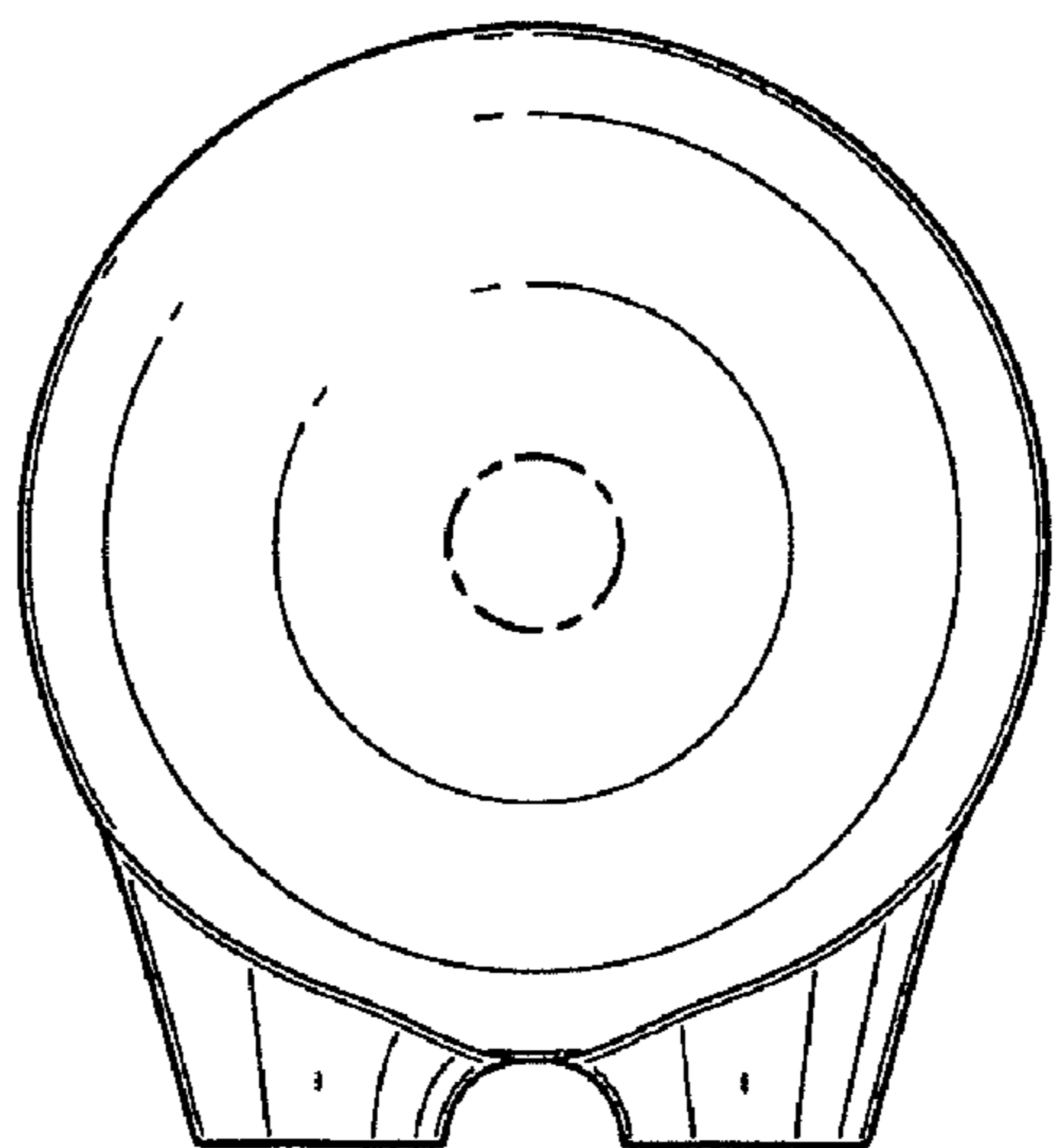


FIG. 3

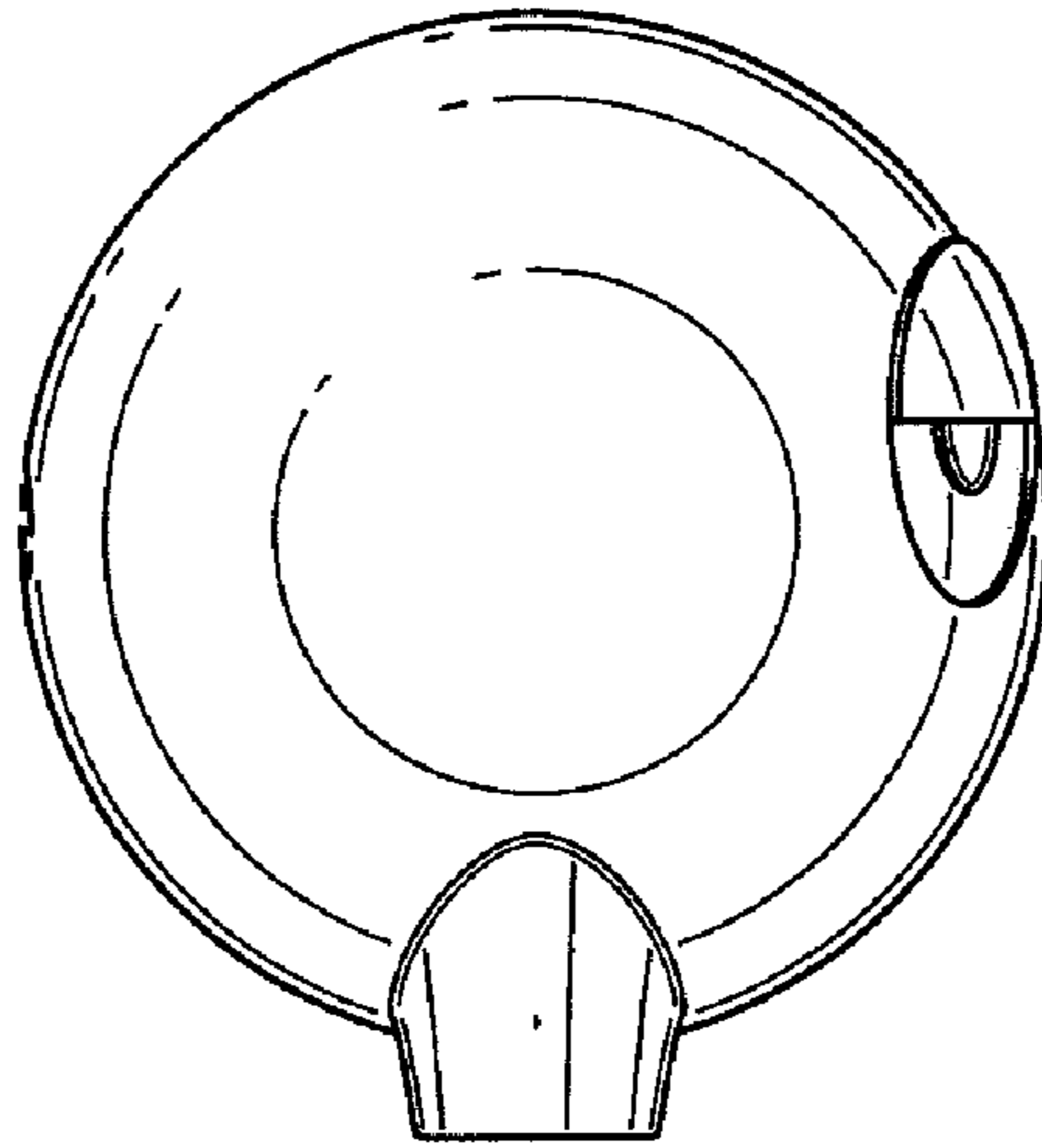


FIG.4

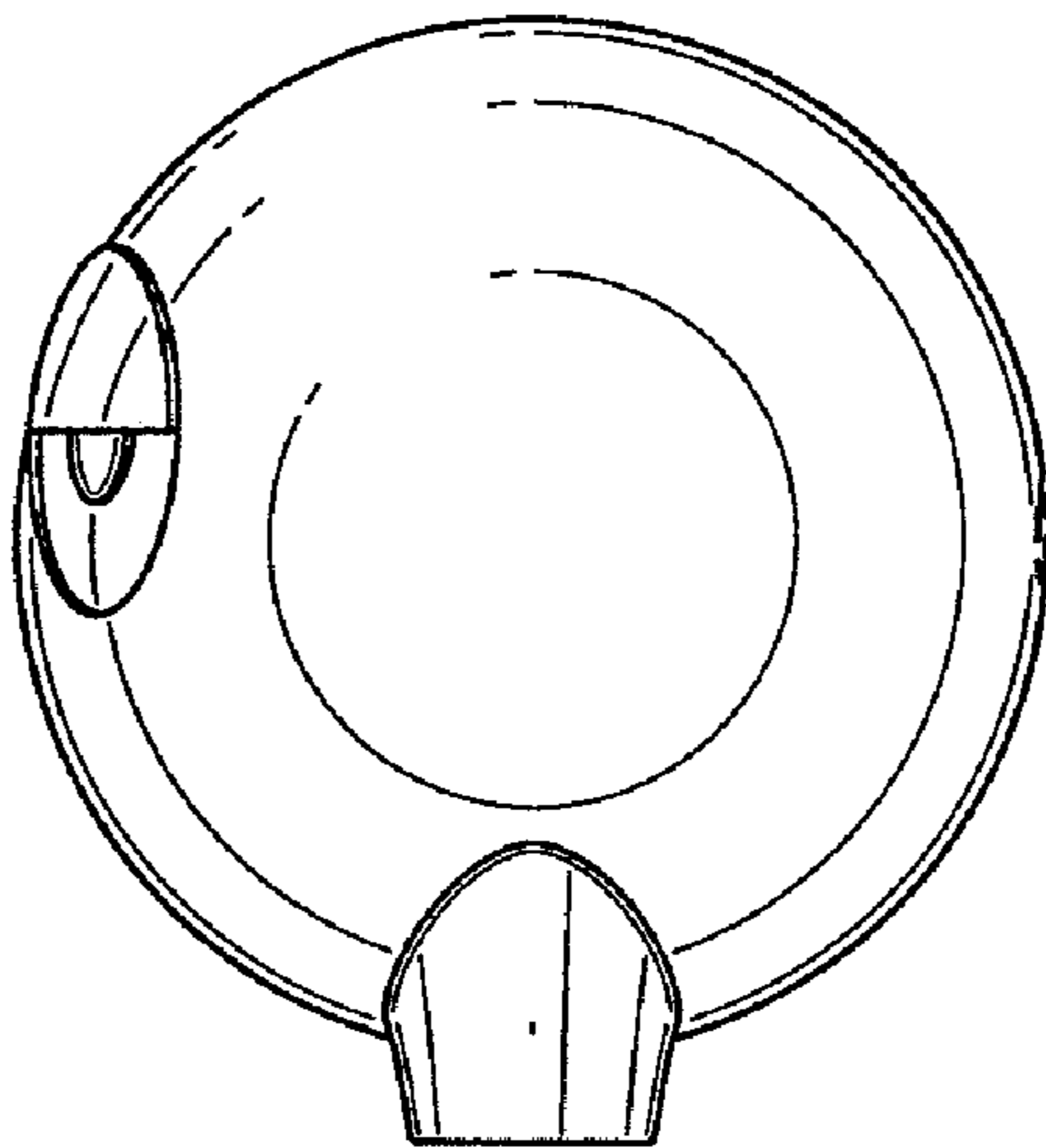


FIG.5

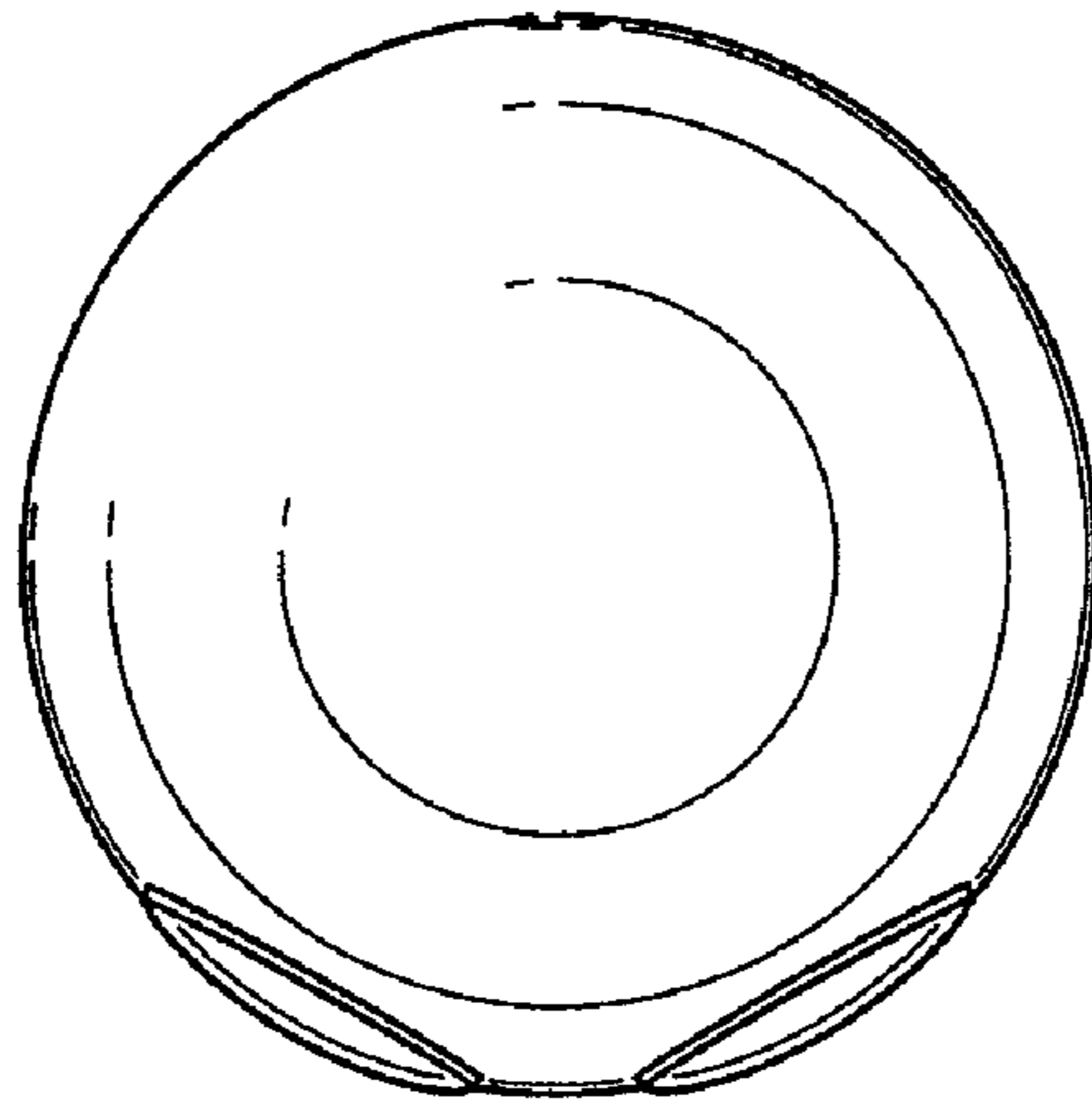


FIG.6

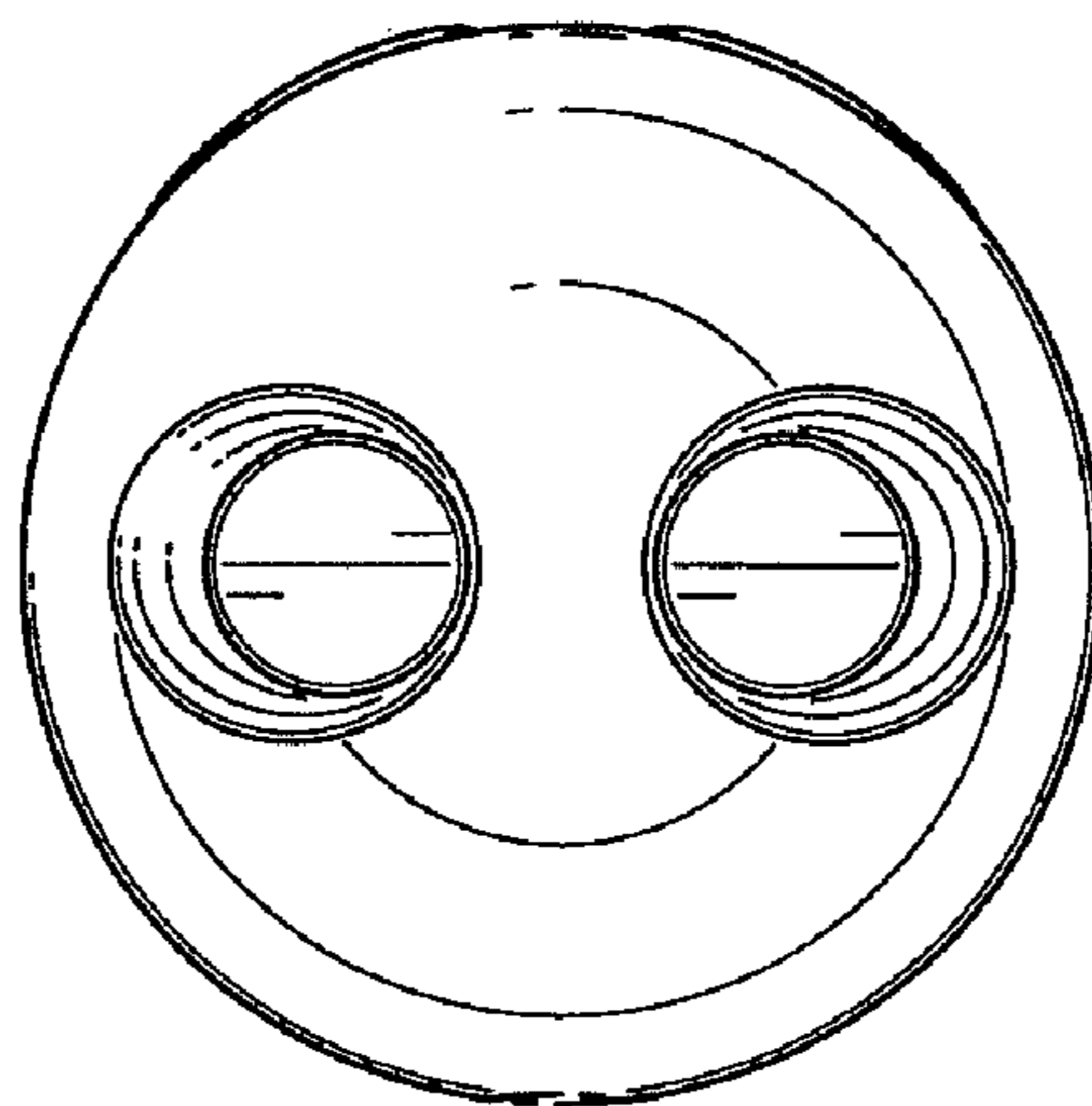


FIG.7