



US00D576353S

(12) **United States Design Patent**
McCarthy

(10) **Patent No.:** **US D576,353 S**

(45) **Date of Patent:** **** Sep. 2, 2008**

(54) **CAPSULE**

GB 2102830 * 6/2001
GB 3003616 * 5/2002

(75) Inventor: **Bruce McCarthy**, Slough (GB)

* cited by examiner

(73) Assignee: **Reckitt Benckiser Inc.**, Parsippany, NJ
(US)

Primary Examiner—Jennifer Rivard

(74) *Attorney, Agent, or Firm*—Norris McLaughlin & Marcus, PA

(**) Term: **14 Years**

(21) Appl. No.: **29/213,736**

(57) **CLAIM**

(22) Filed: **Sep. 22, 2004**

I claim the ornamental design for a capsule, as shown and described.

(30) **Foreign Application Priority Data**

Mar. 22, 2004 (EM) 000152509

DESCRIPTION

(51) **LOC (8) Cl.** **28-03**

The patent or application file contains at least one drawing executed in color. Copies of this patent or patent application publication with color drawing(s) will be provided by the Office upon request and payment of the necessary fee.

(52) **U.S. Cl.** **D28/8.1**

(58) **Field of Classification Search** 510/147,
510/194, 220, 221, 224, 225, 294, 298, 439,
510/440–442, 447–449; D28/8.1, 8.2; D24/101–103;
D9/432

FIG. 1 is a perspective view taken from the top of a color embodiment of a capsule;

See application file for complete search history.

FIG. 2 is an elevation view of a side thereof; the opposite side view being a mirror image;

(56) **References Cited**

U.S. PATENT DOCUMENTS

D436,688 S * 1/2001 Beaujean D28/8.1
6,403,543 B1 * 6/2002 George 510/147
D494,317 S * 8/2004 Jowett et al. D28/8.1
2003/0119707 A1 * 6/2003 Kosub et al. 510/446

FIG. 3 is an elevation view of the front thereof; the rear view being a mirror image;

FIG. 4 is a plan view of the bottom thereof;

FOREIGN PATENT DOCUMENTS

EM 002040897 * 1/2001
EM 000071725-0009 * 12/2003
EM 000071725-0011 * 12/2003
EM 000071725-0013 * 12/2003
GB 3011845 * 10/2000


FIG. 5 is a perspective view taken from the top of an alternative embodiment of a capsule;

FIG. 6 is an elevation view of a side thereof; the opposite side view being a mirror image;

FIG. 7 is an elevation view of the front thereof; the rear view being a mirror image; and,

FIG. 8 is a plan view of the bottom thereof.

1 Claim, 2 Drawing Sheets
(1 of 2 Drawing Sheet(s) Filed in Color)






Fig. 1.

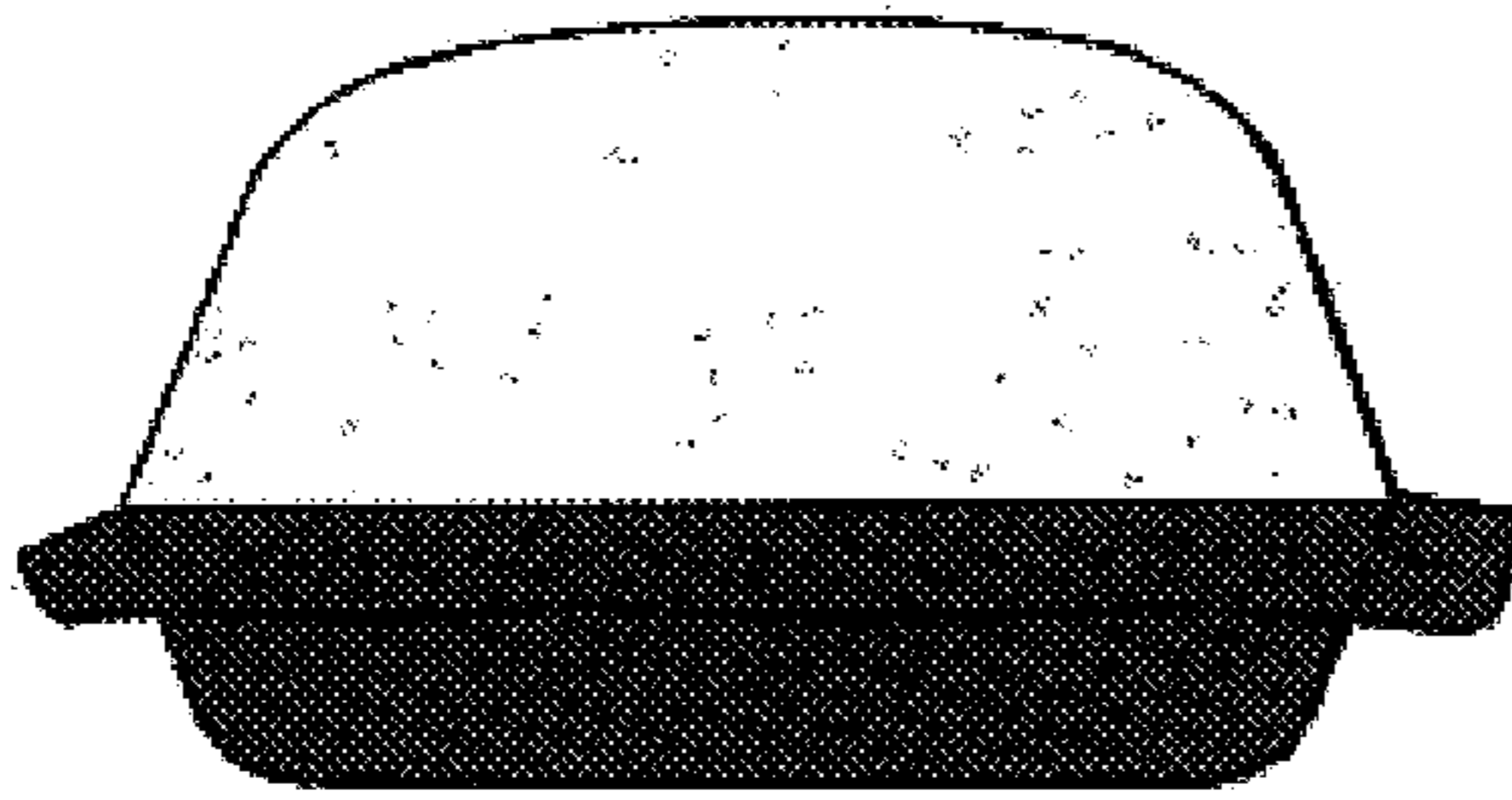


Fig. 2.

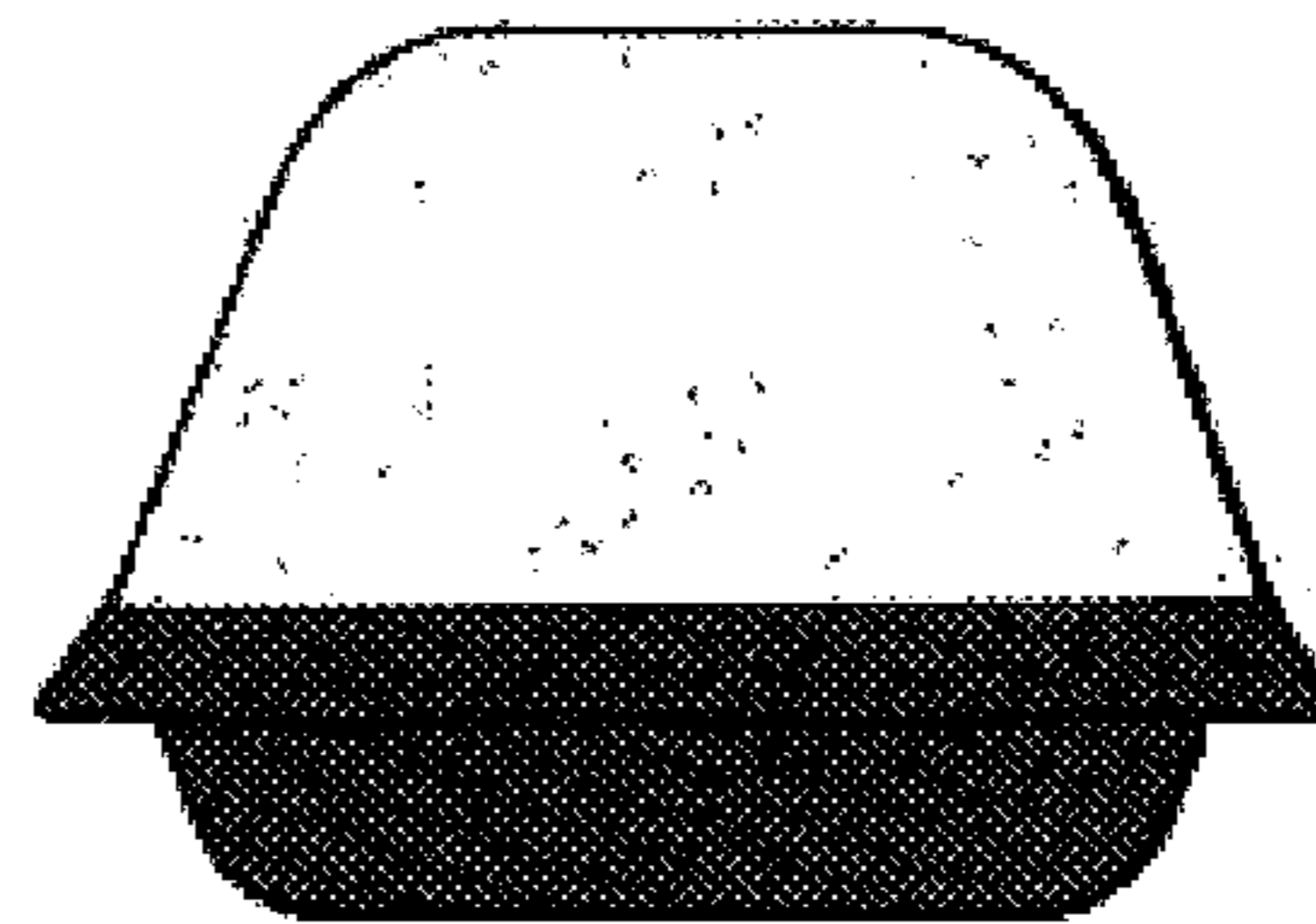


Fig. 3.




Fig. 4.

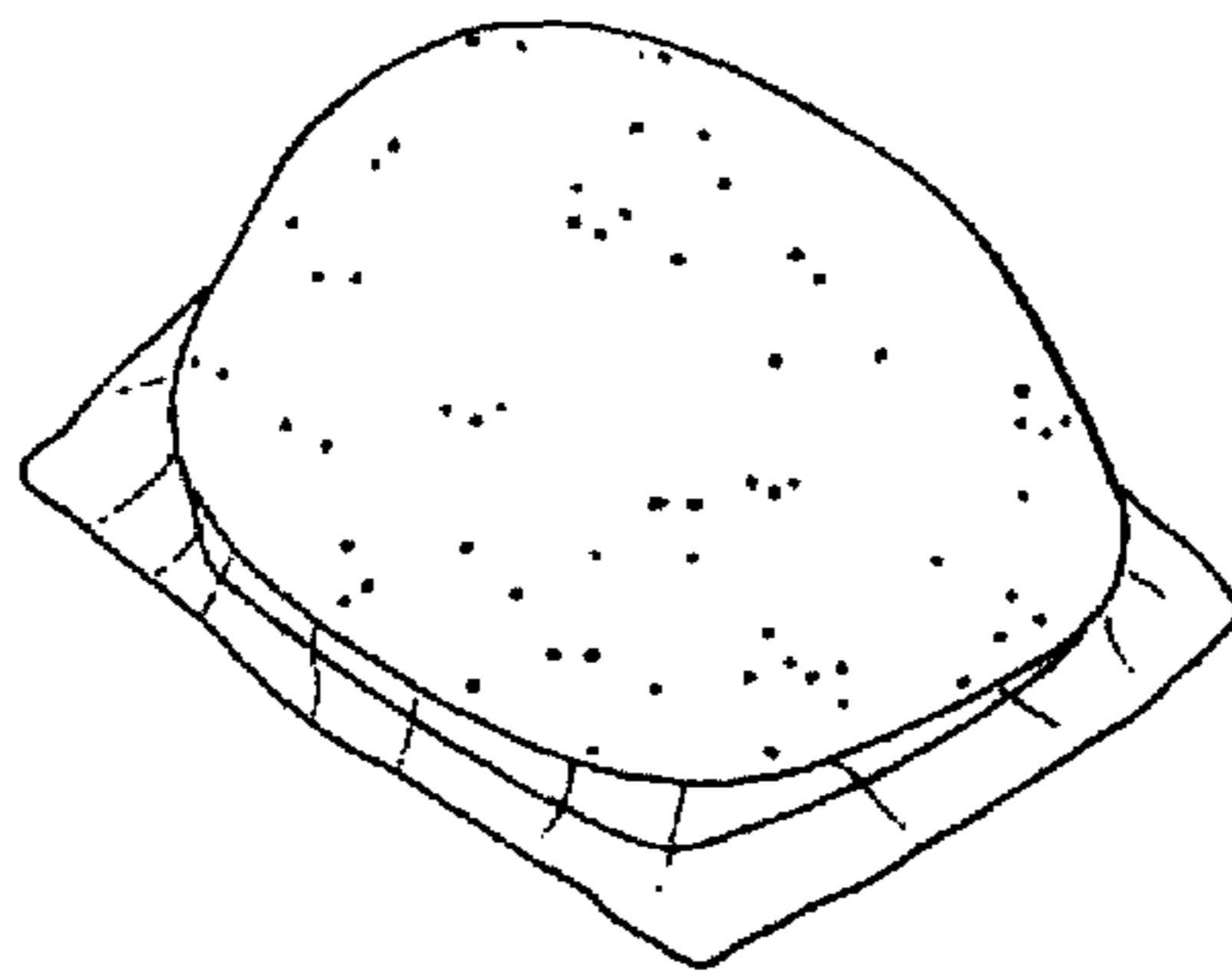


Fig. 5.

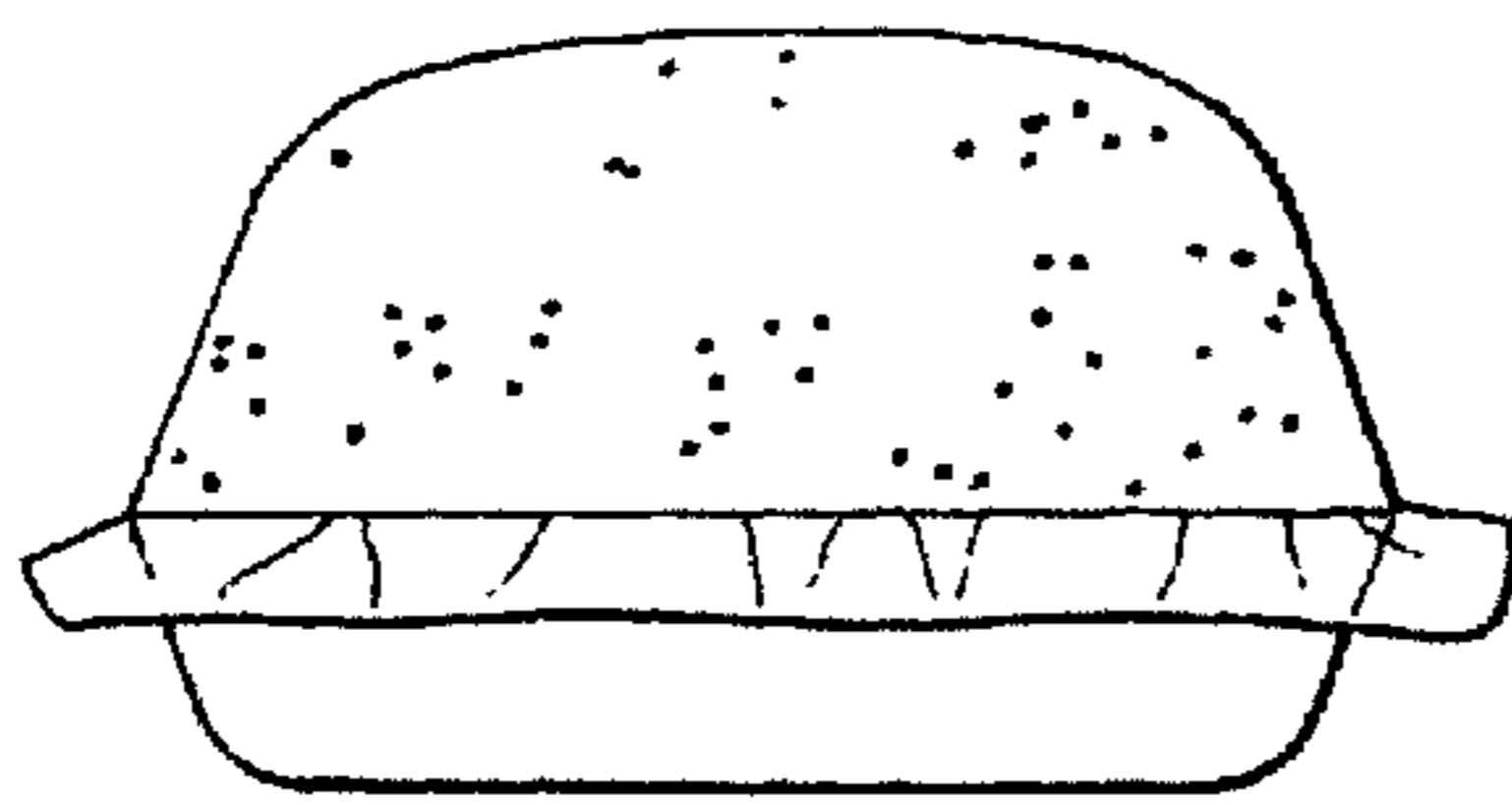


Fig. 6.

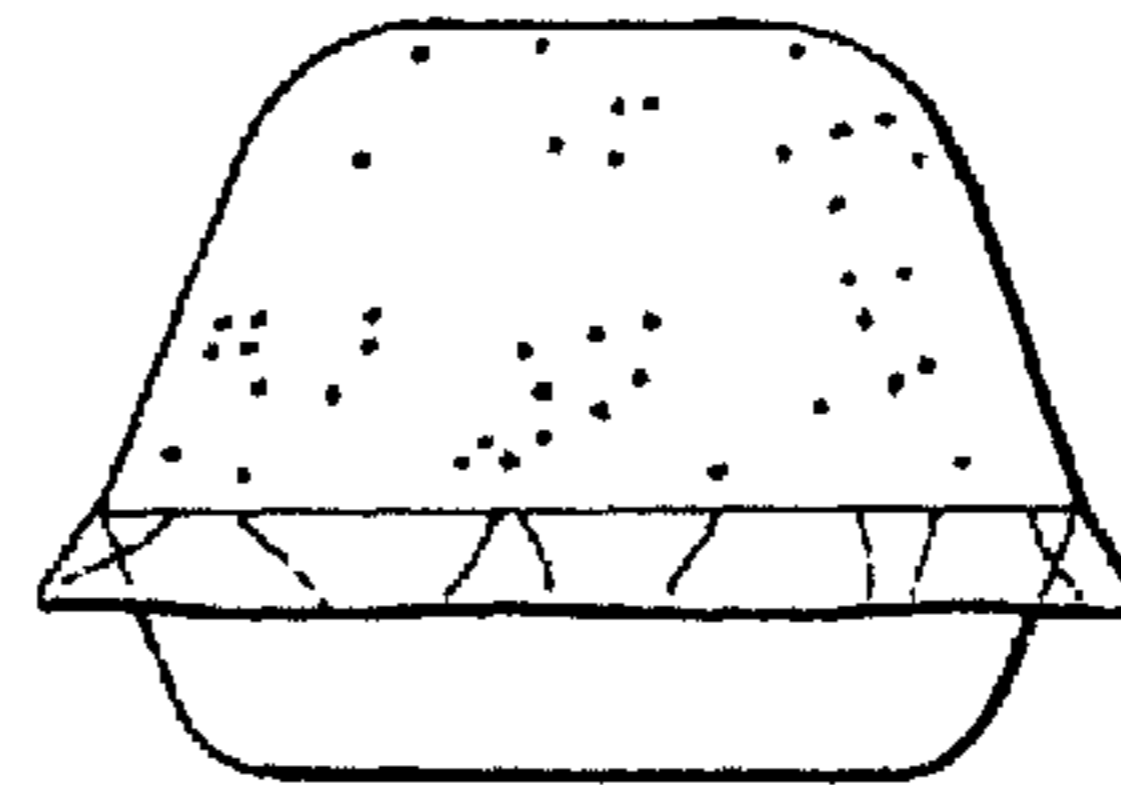


Fig. 7.

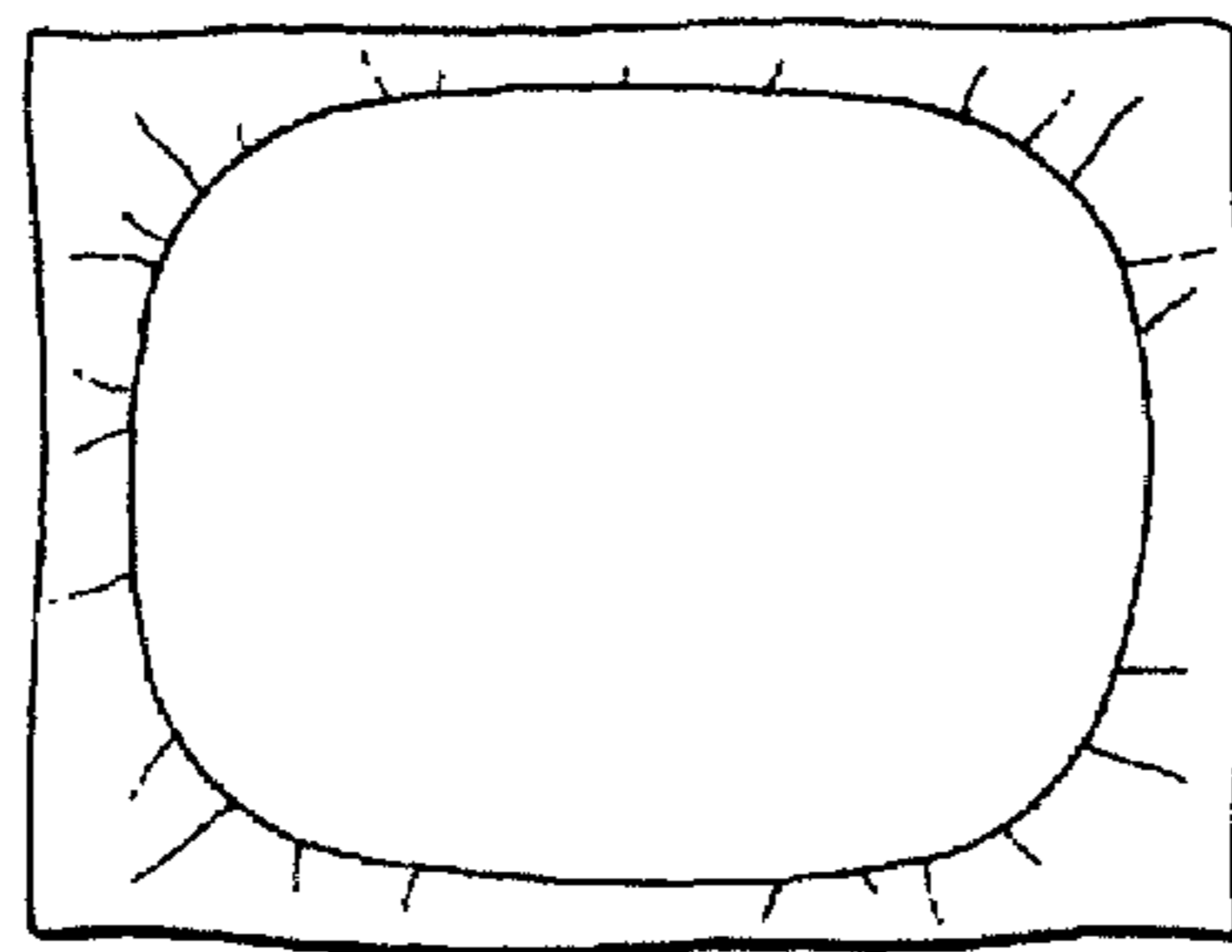


Fig. 8.

UNITED STATES PATENT AND TRADEMARK OFFICE
CERTIFICATE OF CORRECTION

PATENT NO. : D576,353 S
APPLICATION NO. : 29/213736
DATED : September 2, 2008
INVENTOR(S) : Bruce McCarthy

Page 1 of 1

It is certified that error appears in the above-identified patent and that said Letters Patent is hereby corrected as shown below:

Title page item (73),

Assignee: Reckitt Benckiser Inc., Parsippany, NJ (US)

Should Read: Reckitt Benckiser N.V., Hoofddorp (NL)

Signed and Sealed this
Twenty-first Day of May, 2013



Teresa Stanek Rea
Acting Director of the United States Patent and Trademark Office