



US00D576349S

(12) **United States Design Patent**
Mair

(10) **Patent No.:** **US D576,349 S**

(45) **Date of Patent:** **** Sep. 2, 2008**

(54) **CHANDELIER PENDANT**

(75) Inventor: **Oliver Mair**, Innsbruck (AT)

(73) Assignee: **Swarovski Aktiengesellschaft**, Triesen (LI)

(**) Term: **14 Years**

(21) Appl. No.: **29/267,324**

(22) Filed: **Oct. 12, 2006**

(30) **Foreign Application Priority Data**

Apr. 13, 2006 (EM) 000512835

(51) **LOC (8) Cl.** **26-99**

(52) **U.S. Cl.** **D26/154**

(58) **Field of Classification Search** D26/152,
D26/85, 118, 138, 154, 67, 60, 64, 137, 120,
D26/22, 26, 62, 72, 73, 79, 88, 93, 113, 119,
D26/123, 124, 128, 135, 153, 142, 149, 65,
D26/63, 2; 362/94, 145, 147, 151, 171, 178,
362/182, 647, 649, 650, 651, 351, 356, 359,
362/363, 403, 404, 405, 407, 410

See application file for complete search history.

(56) **References Cited**

U.S. PATENT DOCUMENTS

- 587,151 A * 7/1897 Lavercombe 248/214
- D35,683 S * 2/1902 Mygatt D26/134
- D37,809 S * 2/1906 Mygatt D26/88
- 1,198,848 A * 9/1916 Johanson 362/319
- 1,508,180 A * 9/1924 Gooden 362/349
- D73,182 S * 8/1927 Kasch D8/310
- 1,840,740 A * 1/1932 Ramsey 40/540
- D86,300 S * 2/1932 Buschman D26/2
- D91,309 S * 1/1934 Abramson D26/2
- D210,239 S * 2/1968 Bobrick D26/68

- D210,796 S * 4/1968 Jones D26/102
- D210,797 S * 4/1968 Jones D26/102
- D233,907 S * 12/1974 Michaeli D26/130
- D235,915 S * 7/1975 Desrochers D26/63
- D289,946 S * 5/1987 Moore D3/274
- 4,761,716 A * 8/1988 Mori 362/576
- D439,006 S * 3/2001 Yeh D26/110
- D453,972 S * 2/2002 Phillips D26/84
- D457,257 S * 5/2002 Hernandez et al. D26/2
- D503,011 S * 3/2005 Schonbek D26/154
- D503,012 S * 3/2005 Schonbek D26/154
- 6,883,942 B2 * 4/2005 Denningham 362/414
- D505,639 S * 5/2005 Lach D11/131
- D526,084 S * 8/2006 Yando et al. D26/153
- 2003/0043580 A1 * 3/2003 Hsu 362/249
- 2004/0179376 A1 * 9/2004 Chan et al. 362/806

* cited by examiner

Primary Examiner—Freda S. Nunn

Assistant Examiner—Kevin K Rudzinski

(74) *Attorney, Agent, or Firm*—Wenderoth, Lind & Ponack, L.L.P.

(57) **CLAIM**

I claim the ornamental design for a chandelier pendant, as shown and described.

DESCRIPTION

FIG. 1 is a front view of a chandelier pendant according to the present design;

FIG. 2 is a left side view;

FIG. 3 is a top side view;

FIG. 4 is a right view;

FIG. 5 is a bottom view;

FIG. 6 is a back view; and,

FIG. 7 is a perspective view of the chandelier pendant.

1 Claim, 3 Drawing Sheets

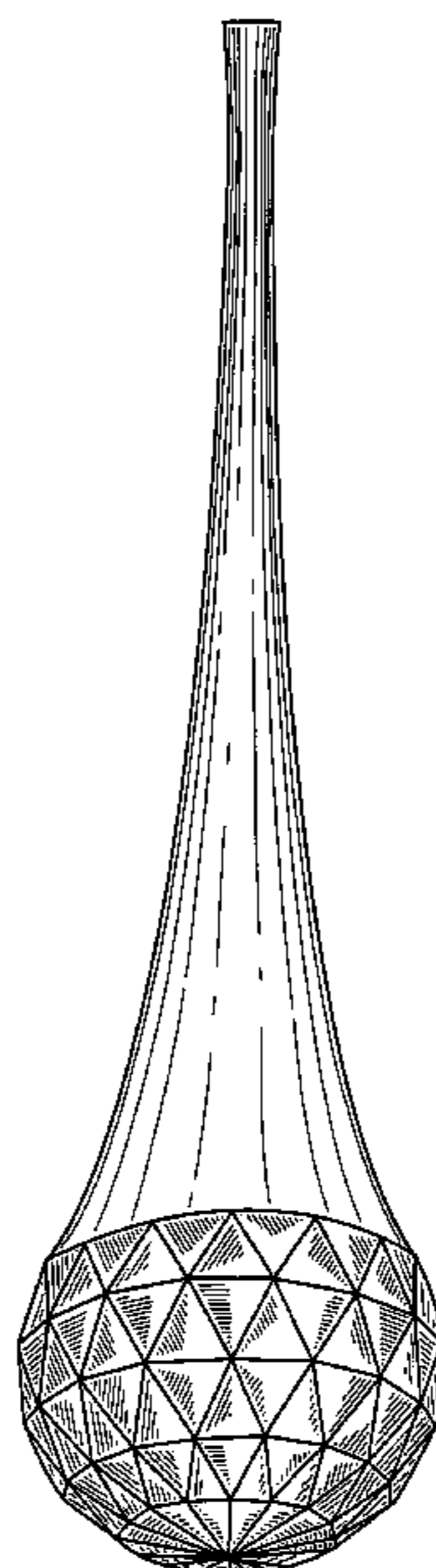


FIG. 1

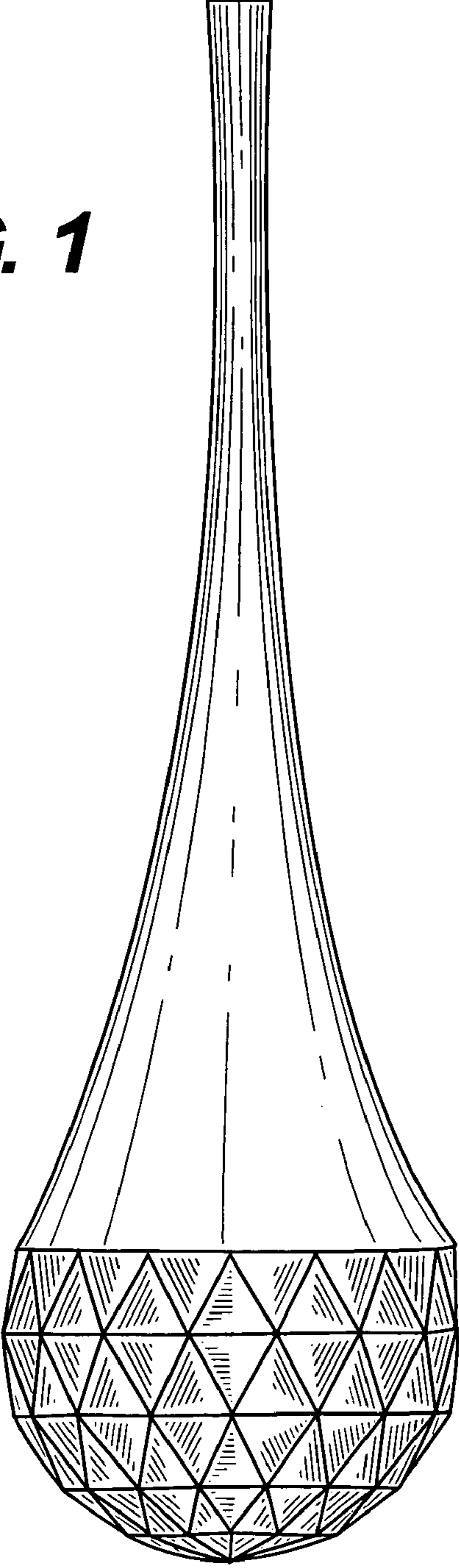
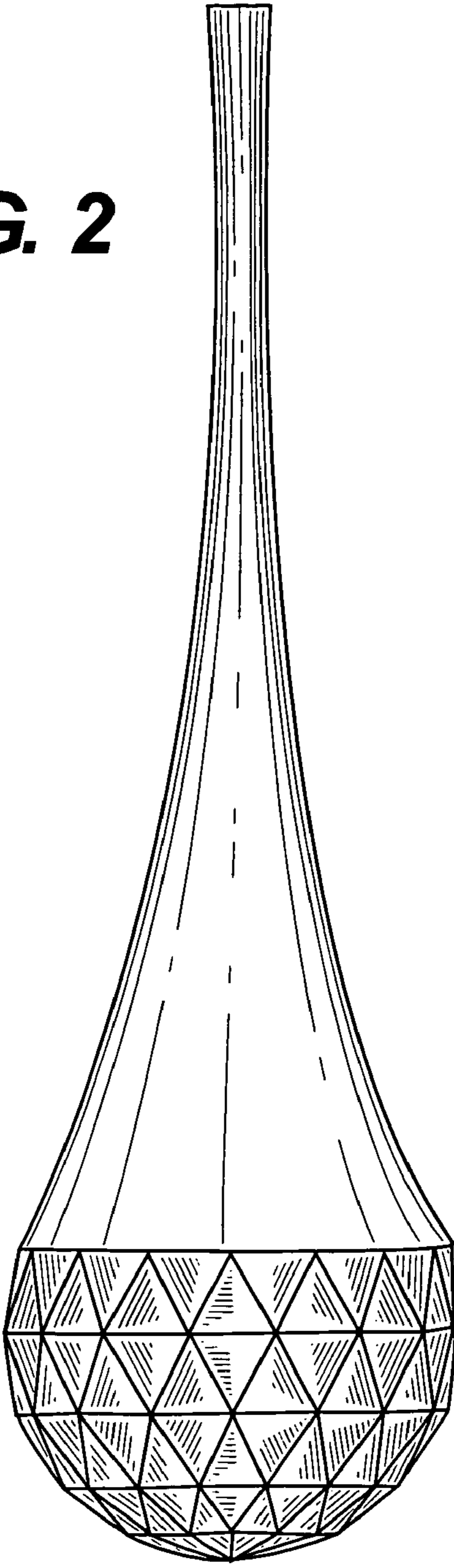


FIG. 2






FIG. 3

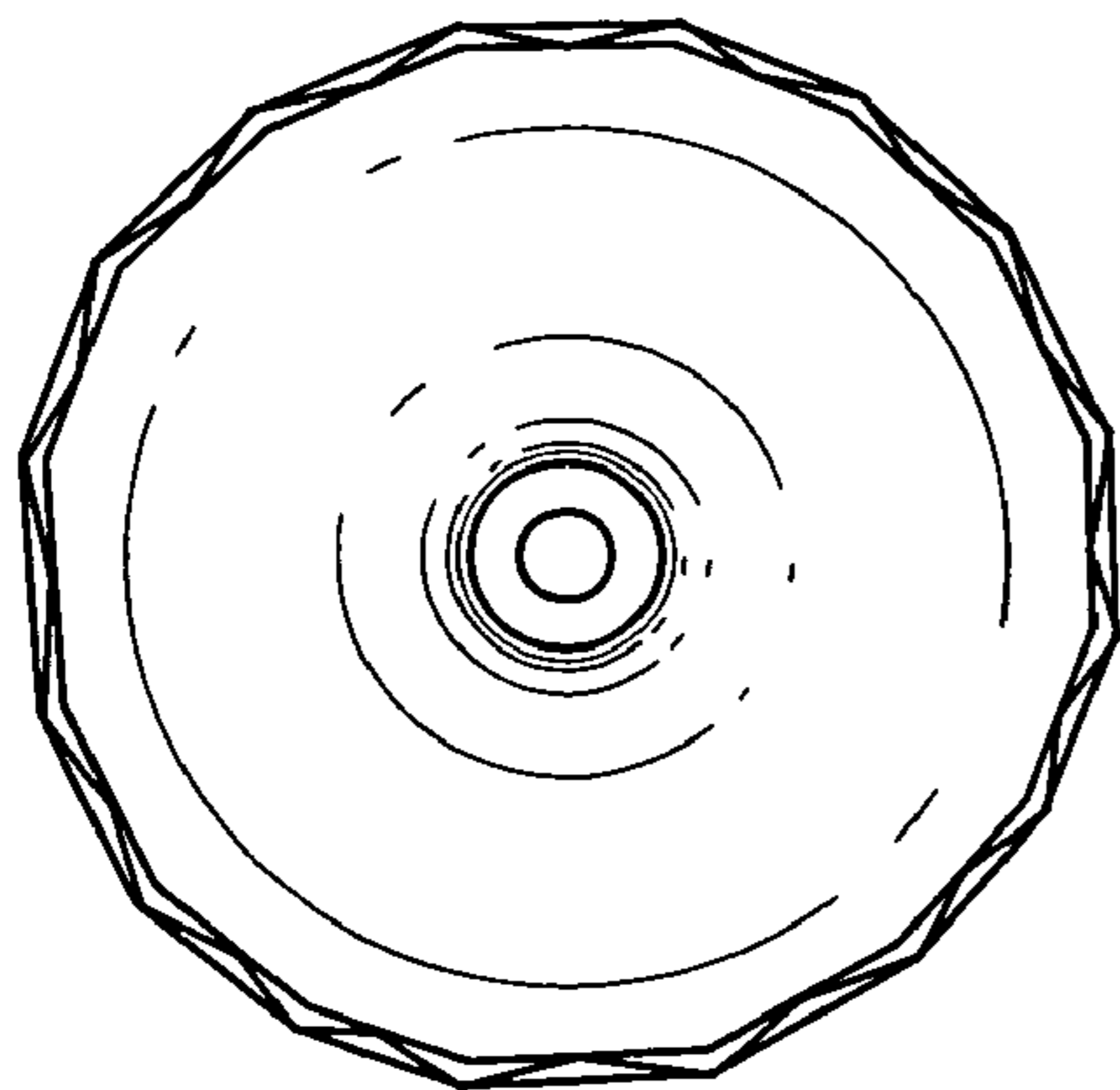


FIG. 5

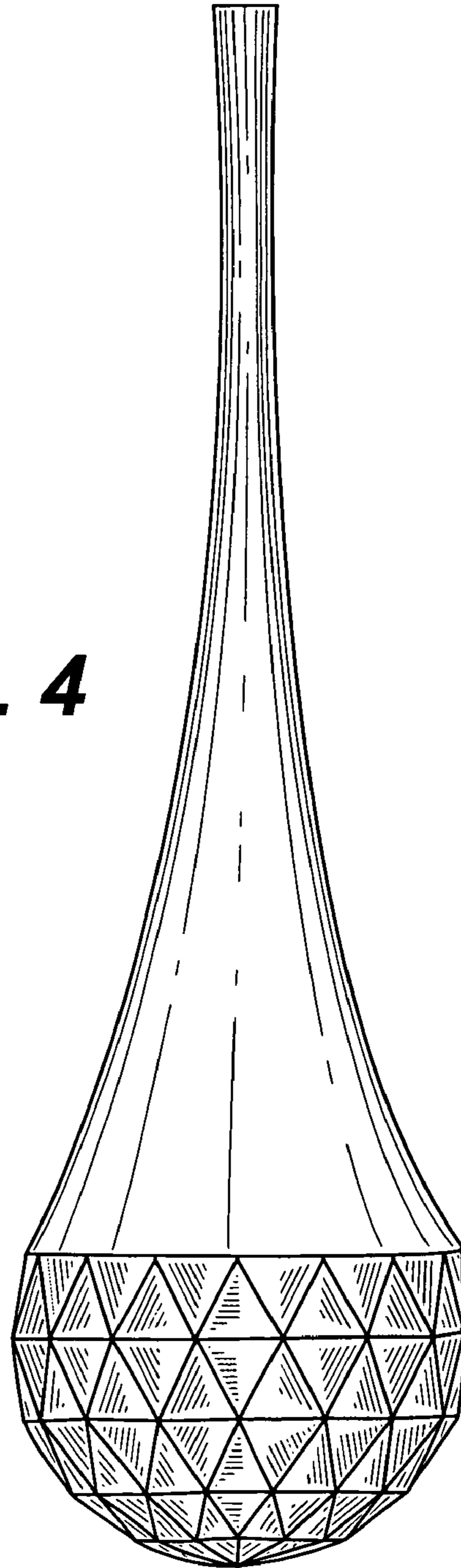


FIG. 4

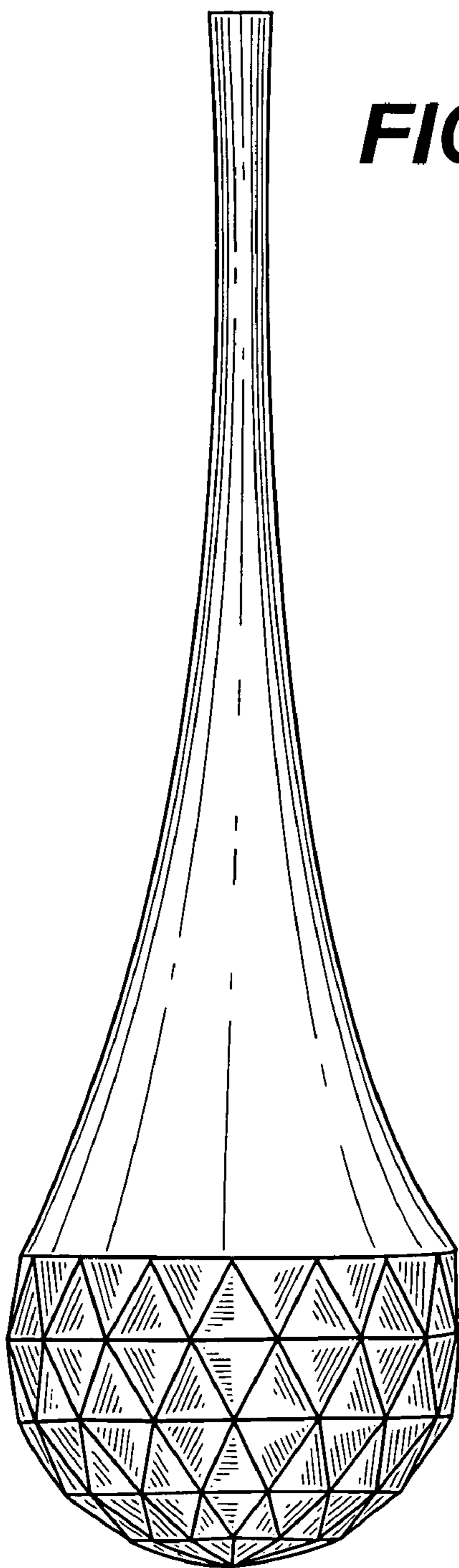


FIG. 6

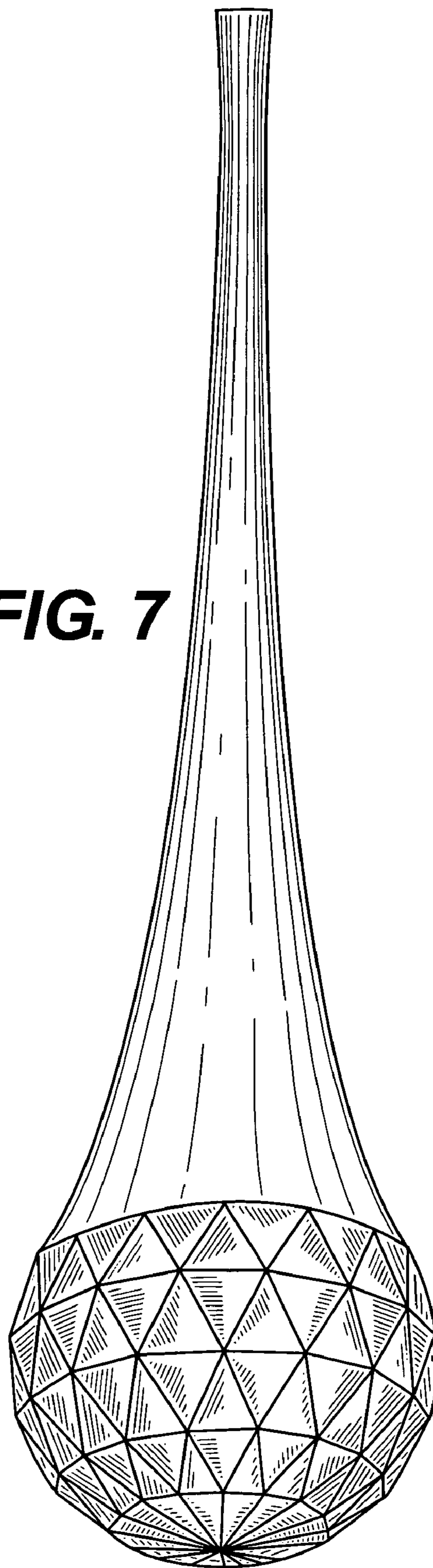


FIG. 7