

US00D576340S

(12) **United States Design Patent**
Wanders

(10) **Patent No.:** **US D576,340 S**
(45) **Date of Patent:** **** Sep. 2, 2008**

(54) **PENDANT LAMP**

(75) Inventor: **Marcel Wanders**, Amsterdam (NL)

(73) Assignee: **FLOS S.p.A.**, Brescia (IT)

(**) Term: **14 Years**

(21) Appl. No.: **29/284,083**

(22) Filed: **Aug. 30, 2007**

(30) **Foreign Application Priority Data**

Mar. 1, 2007 (EM) 000679824-0001

(51) **LOC (8) Cl.** **26-03**

(52) **U.S. Cl.** **D26/88**

(58) **Field of Classification Search** D26/72,
D26/85, 88-91, 118, 128, 131, 135, 137;
362/147, 404, 407, 351, 360

See application file for complete search history.

(56) **References Cited**

U.S. PATENT DOCUMENTS

D34,685 S * 6/1901 Negishi et al. D26/131
1,120,963 A * 12/1914 Mygatt 362/340
D61,210 S * 7/1922 Otte D26/128
2,916,250 A * 12/1959 Wolar 248/345
D188,067 S * 5/1960 Thurston D26/128
D207,414 S * 4/1967 Lum et al. D26/88
3,766,375 A * 10/1973 Edman et al. 362/309
D421,507 S * 3/2000 Borders et al. D26/118

D443,946 S * 6/2001 Hoffbauer D26/135
D556,365 S * 11/2007 Miranda D26/131
2002/0114163 A1 * 8/2002 Chen 362/351

OTHER PUBLICATIONS

Glass shades SC-283 through SC-288 from the Shuen Chang Glass Co. shown on p. 224 of the Aug. 1997 issue of Taiwan Lighting.*
Pendant Lamps P5104-30 and P5126-30 shown on p. 73 of the Progress Lighting Ideas Book 120.*

* cited by examiner

Primary Examiner—Clare E Heflin

(74) *Attorney, Agent, or Firm*—McGlew & Tuttle, P.C.

(57) **CLAIM**

The ornamental design for a pendant lamp, as shown and described.

DESCRIPTION

FIG. 1 is a perspective view from above of my new pendant lamp design;

FIG. 2 is a front elevation view thereof;

FIG. 3 is a rear elevation view thereof;


FIG. 4 is a top view thereof;

FIG. 5 is a bottom view thereof;

FIG. 6 is a right side view thereof; and,

FIG. 7 is a left side view thereof.

1 Claim, 7 Drawing Sheets






Fig. 1



Fig. 2



Fig. 3




Fig. 4




Fig. 5




Fig. 6




Fig. 7