



US00D576324S

(12) **United States Design Patent**  
**Wolff et al.**

(10) **Patent No.:** **US D576,324 S**

(45) **Date of Patent:** **\*\* Sep. 2, 2008**

(54) **PENLIGHT**

D419,254 S \* 1/2000 Chiu ..... D26/49  
D560,835 S \* 1/2008 Hass ..... D26/37

(75) Inventors: **Stephen H. Wolff**, Scarsdale, NY (US);  
**Don Lee**, New Rochelle, NY (US)

\* cited by examiner

(73) Assignee: **Wolff Medical Marketing and Design, LLC**, New York, NY (US)

*Primary Examiner*—Ian Simmons  
*Assistant Examiner*—Dana L Sipos  
(74) *Attorney, Agent, or Firm*—Lerner, David, Littenberg, Krumholz & Mentlik, LLP

(\*\*) Term: **14 Years**

(21) Appl. No.: **29/285,035**

(57) **CLAIM**

(22) Filed: **Mar. 19, 2007**

The ornamental design for a penlight, as shown and described.

(51) **LOC (8) Cl.** ..... **26-02**

(52) **U.S. Cl.** ..... **D26/39**

(58) **Field of Classification Search** ..... D26/37,  
D26/46, 48–49; 362/157, 159, 194–196,  
362/202–206, 208, 103, 108, 570  
See application file for complete search history.

**DESCRIPTION**

FIG. 1 is a top, front, right side perspective view of a penlight showing our new design;

FIG. 2 is a front elevation view thereof;

FIG. 3 is a rear elevation view thereof;

FIG. 4 is a right side elevation view thereof, the left side elevation view being a mirror image;

FIG. 5 is a top plan view thereof; and,

FIG. 6 is a bottom plan view thereof.

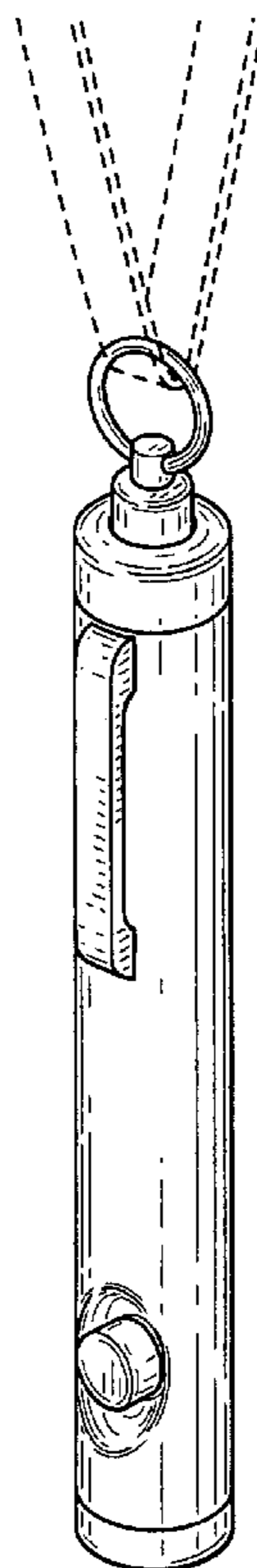
The broken lines shown in the drawings represent unclaimed environment and are for illustrative purposes only, forming no part of the claimed design.

(56) **References Cited**

U.S. PATENT DOCUMENTS

1,106,828	A *	8/1914	Monaghan	.....	362/203
1,446,894	A *	2/1923	Foley	.....	222/162
1,988,961	A *	1/1935	Prideaux	.....	362/194
4,484,253	A *	11/1984	Roberts	.....	362/206
4,559,588	A *	12/1985	Engelson et al.	.....	362/196
4,581,686	A *	4/1986	Nelson	.....	362/204
D368,786	S *	4/1996	Van Cort	.....	D26/49
D371,214	S *	6/1996	Terry, Sr.	.....	D26/49

**1 Claim, 5 Drawing Sheets**



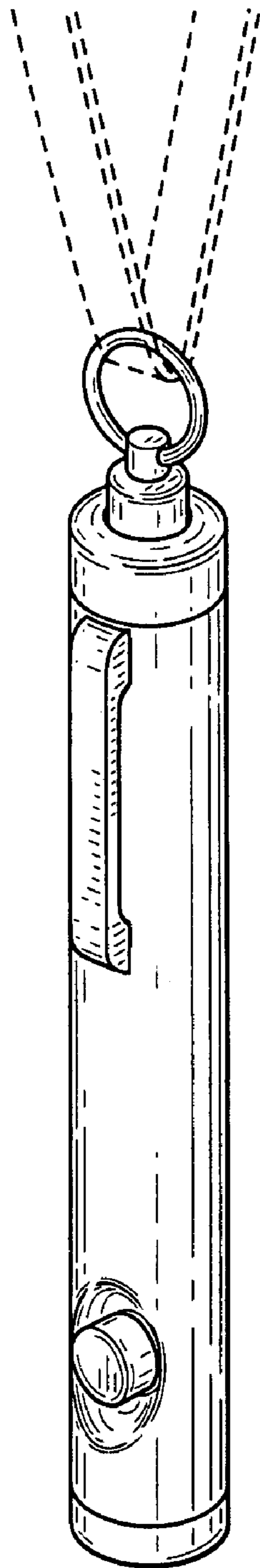


FIG. 1

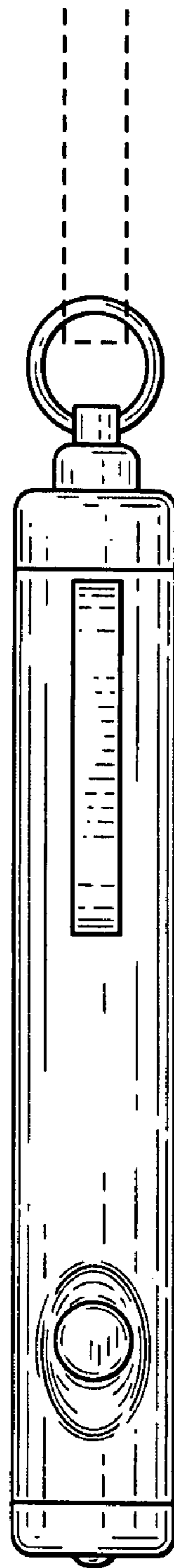


FIG. 2




FIG. 3

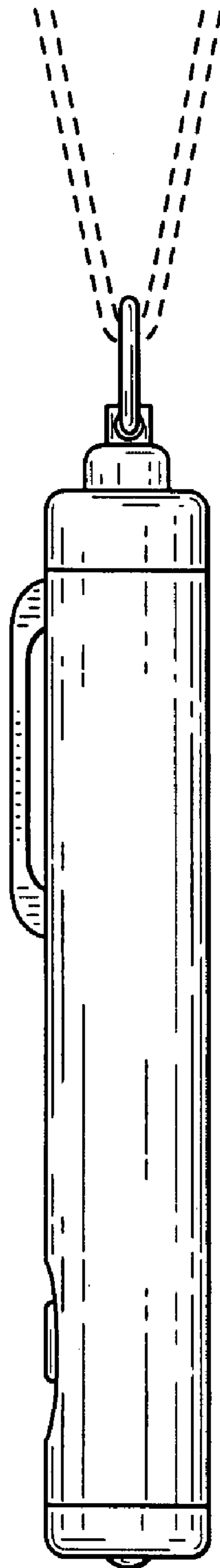


FIG. 4

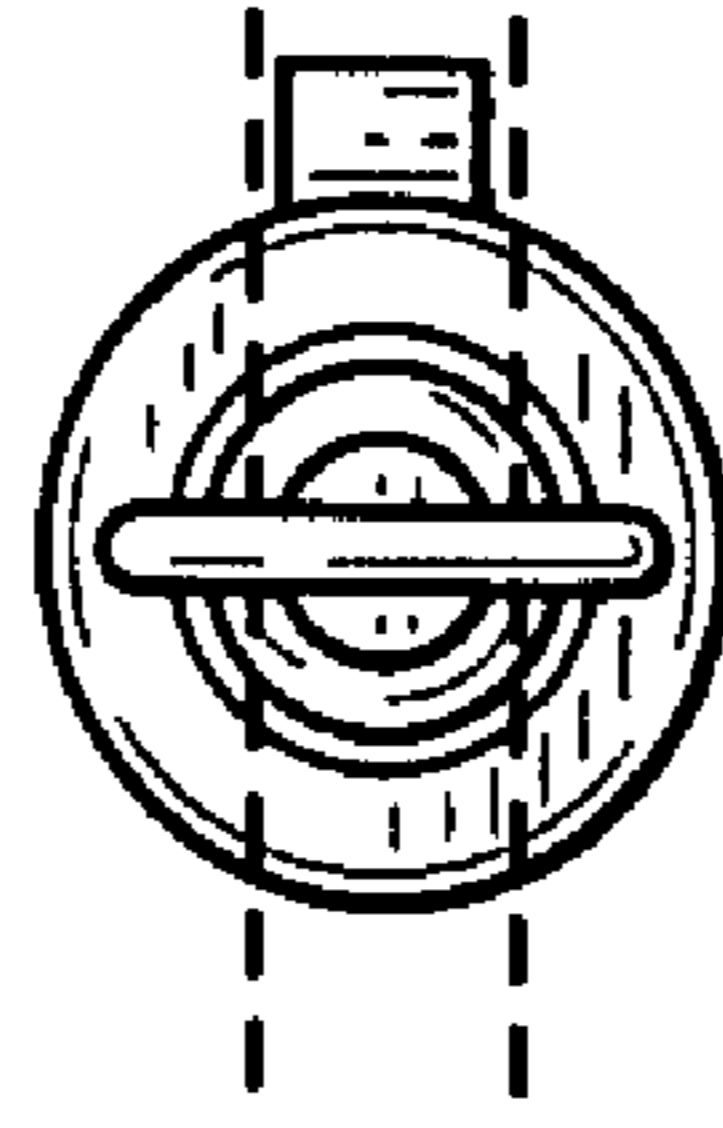


FIG. 5

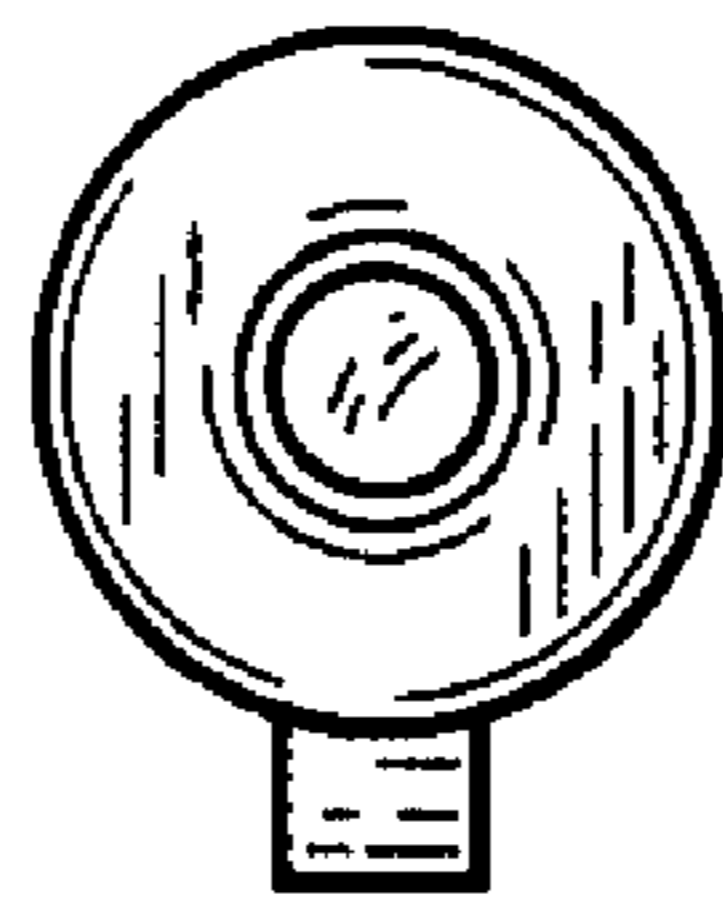


FIG. 6