

US00D576293S

(12) **United States Design Patent**
Mugge et al.

(10) **Patent No.:** **US D576,293 S**
(45) **Date of Patent:** **** Sep. 2, 2008**

(54) **RETAINING WALL BLOCK**

(75) Inventors: **Jimmie L. Mugge**, Eagan, MN (US);
Jay J. Johnson, Star Prairie, WI (US)

(73) Assignee: **Anchor Wall Systems, Inc.**,
Minnetonka, MN (US)

(**) Term: **14 Years**

(21) Appl. No.: **29/276,599**

(22) Filed: **Jan. 30, 2007**

Related U.S. Application Data

(62) Division of application No. 29/248,240, filed on Aug. 4, 2006, now Pat. No. Des. 541,951, which is a division of application No. 29/234,175, filed on Jul. 13, 2005, now Pat. No. Des. 530,831.

(51) **LOC (8) Cl.** **25-10**

(52) **U.S. Cl.** **D25/113**

(58) **Field of Classification Search** D25/102-118,
D25/164; D21/484, 500, 501; 405/16, 284,
405/286; 404/27-30, 34, 37-42; 52/102,
52/574-576, 596-599, 600-602, 603-605,
52/606-609

See application file for complete search history.

(56) **References Cited**

U.S. PATENT DOCUMENTS

1,751,272	A	3/1930	Forman
2,313,363	A	3/1943	Schmitt
2,570,384	A	10/1951	Russell
2,819,495	A	1/1958	Krausz
D190,779	S	6/1961	Stekl
3,795,721	A	3/1974	Gilbert et al.
4,869,660	A	9/1989	Ruckstahl
D319,885	S	9/1991	Blomquist et al.
D321,060	S	10/1991	Blomquist et al.
5,183,616	A	2/1993	Hedrick
D341,215	S	11/1993	Blomquist et al.
5,372,676	A	12/1994	Lowe
5,735,094	A	4/1998	Zember
D429,004	S	8/2000	Strand et al.
D437,422	S	2/2001	Bolles et al.
D466,619	S	12/2002	Britton
D468,449	S	1/2003	Britton

D477,091	S	*	7/2003	Manthei	D25/113
D477,419	S	*	7/2003	Manthei	D25/113
D482,133	S		11/2003	Scherer et al.		
D500,864	S		1/2005	Klettenberg et al.		
D506,837	S	*	6/2005	Scherer et al.	D25/113
D511,578	S		11/2005	Mugge et al.		
D513,805	S	*	1/2006	Scherer et al.	D25/113
D518,578	S	*	4/2006	Mugge et al.	D25/113
2003/0126821	A1		7/2003	Scherer		
2004/0218985	A1		11/2004	Klettenberg et al.		

FOREIGN PATENT DOCUMENTS

GB	2092493	5/2000
GB	2092499	5/2000
GB	2092500	5/2000
GB	2092501	5/2000
WO	WO 03/060251	7/2003

OTHER PUBLICATIONS

Office Action in Australia (Examination Report No. 1) for corresponding AU Design Reg. 307701, dated Mar. 14, 2007.
* cited by examiner

Primary Examiner—Louis S Zarfaz
Assistant Examiner—Anhdao Doan
(74) *Attorney, Agent, or Firm*—Merchant & Gould P.C.

(57) **CLAIM**

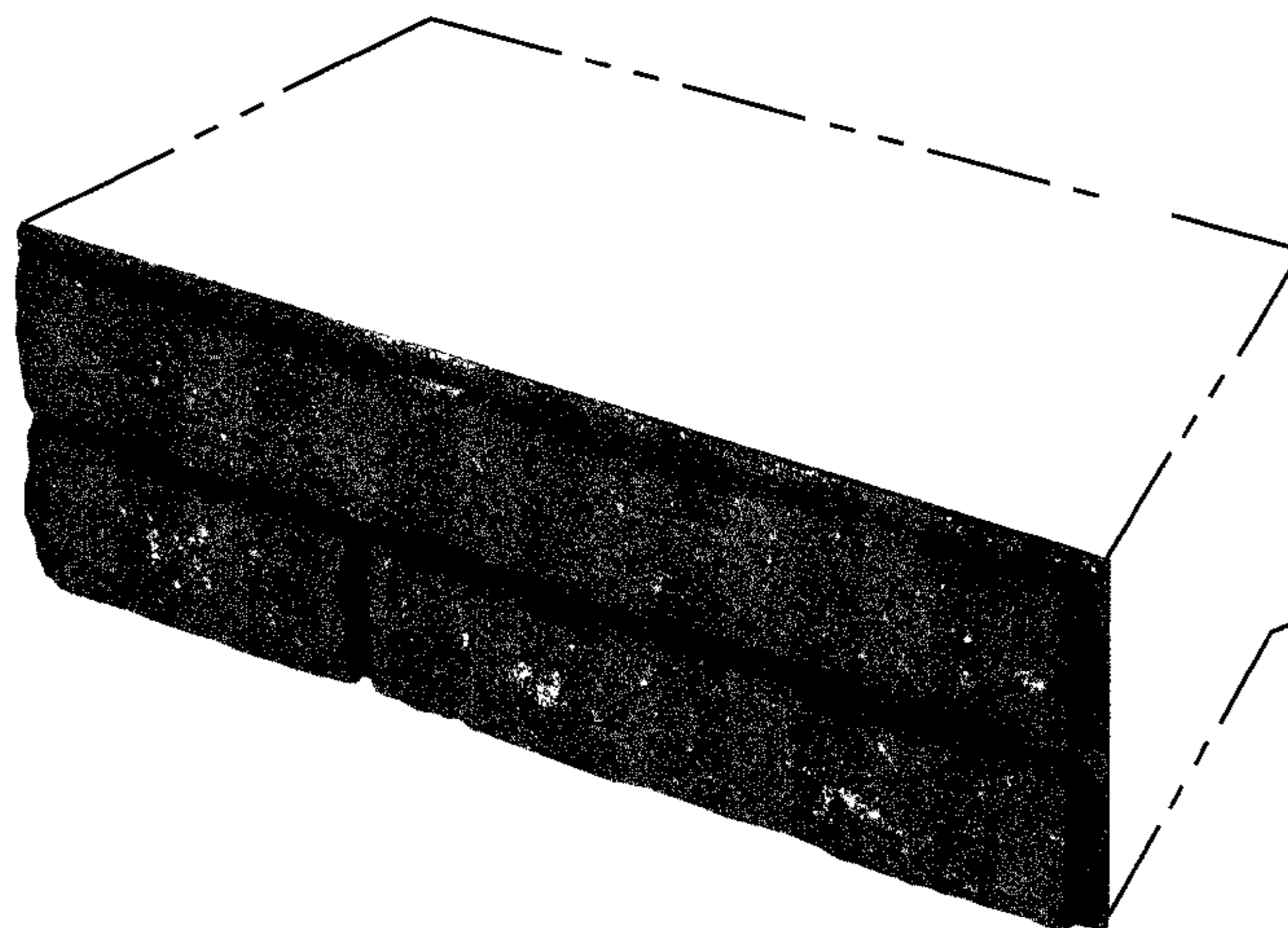
The ornamental design for a retaining wall block, as shown and described.

DESCRIPTION

FIG. 1 is a perspective view of a retaining wall block according to my design;
FIG. 2 is a front elevation view thereof;
FIG. 3 is a right side elevation view thereof;
FIG. 4 is a left side elevation view thereof;
FIG. 5 is a top plan view thereof; and,
FIG. 6 is a bottom plan view thereof.

The broken lines in the drawings are included for the purpose of illustrating a portion of the retaining wall block that forms no part of the claimed design.

1 Claim, 6 Drawing Sheets



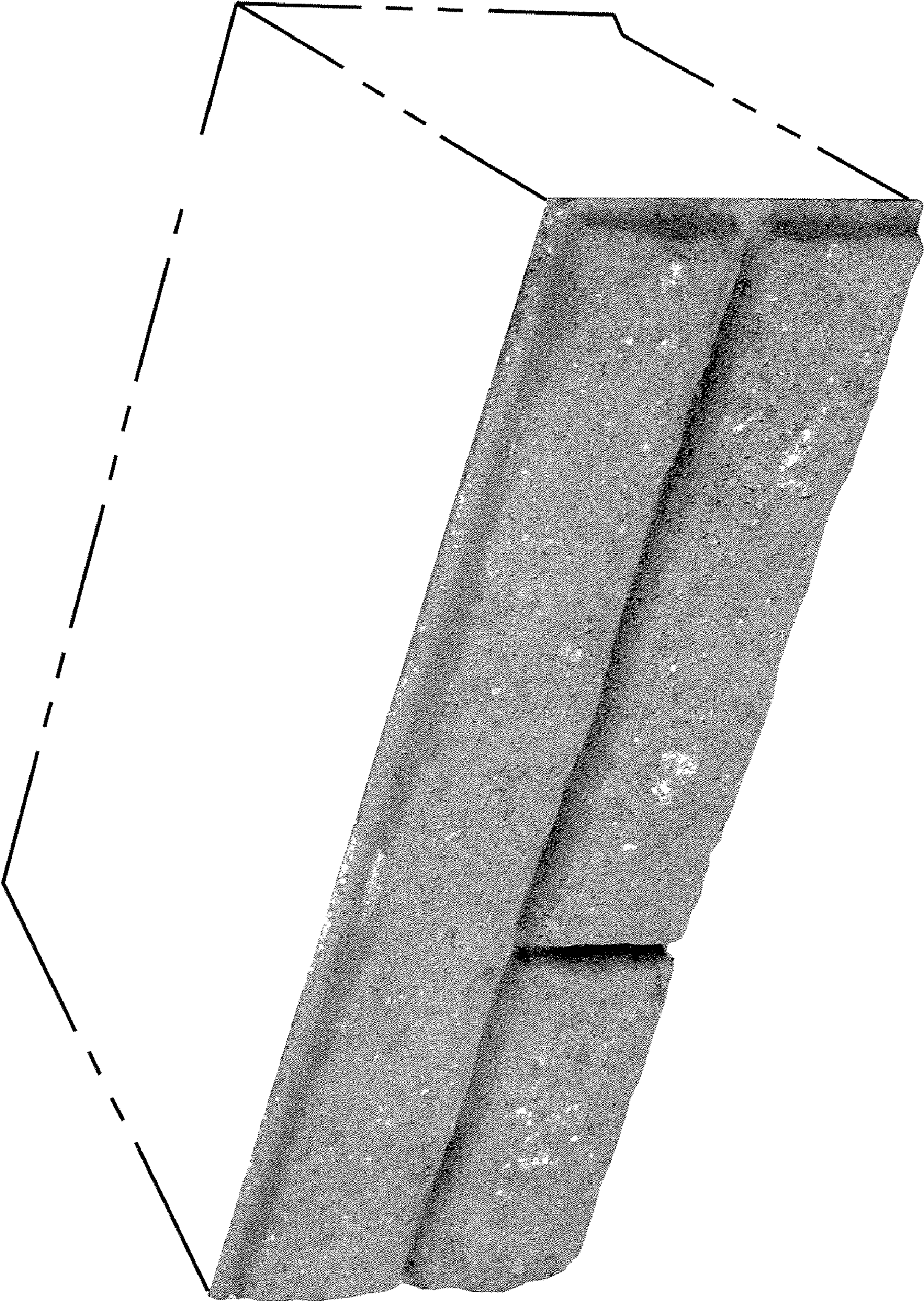



FIG. 1

FIG. 2






FIG. 3




FIG. 4




FIG. 5

FIG. 6

