



US00D576288S

(12) **United States Design Patent**  
**Ciocchini**

(10) **Patent No.:** **US D576,288 S**

(45) **Date of Patent:** **\*\* Sep. 2, 2008**

(54) **NEWS BOX**

D421,499 S \* 3/2000 Meier ..... D25/16  
6,416,270 B1 \* 7/2002 Steury et al. .... 414/282  
D488,666 S \* 4/2004 Mobley et al. .... D7/339

(75) Inventor: **Ignacio Juan Ciocchini**, Astoria, NY  
(US)

\* cited by examiner

(73) Assignee: **34th Street Partnership, Inc.**, New  
York, NY (US)

*Primary Examiner*—Louis S Zarfaz

*Assistant Examiner*—Kathleen M Sims

(\*\*) Term: **14 Years**

(74) *Attorney, Agent, or Firm*—Stroock & Stroock & Lavan  
LLP

(21) Appl. No.: **29/233,735**

(57) **CLAIM**

(22) Filed: **Jul. 7, 2005**

The ornamental design for a news box, as shown and  
described.

(51) **LOC (8) Cl.** ..... **25-03**

(52) **U.S. Cl.** ..... **D25/16**

(58) **Field of Classification Search** ..... D24/1,  
D24/16; 52/36.1, 36.2, 79.1, 27.5, 79.4;  
D25/33, 4, 17, 31, 22, 25, 26

See application file for complete search history.

**DESCRIPTION**

FIG. 1 is a front and left side perspective view of a news box  
showing my new design;

FIG. 2 is a top plan view thereof;

FIG. 3 is a front elevation view thereof;

FIG. 4 is a rear elevation view thereof; and,

FIG. 5 is a right side view, the left side being a mirror image  
thereof.

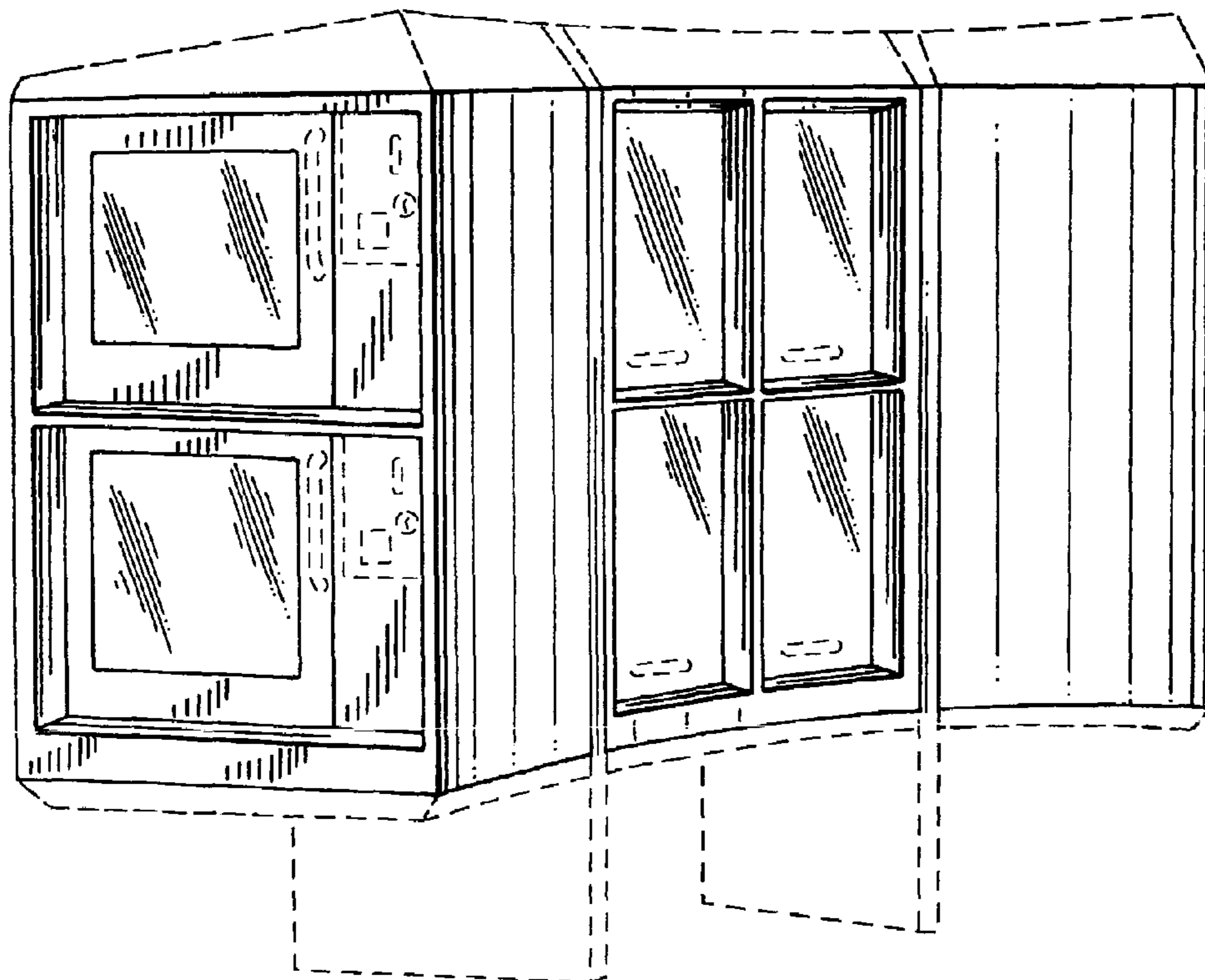
The broken line showing of the roof, base, legs, and panel  
details is included for the purpose of illustrating portions of  
environment of the news box and forms no part of the claimed  
design.

(56) **References Cited**

U.S. PATENT DOCUMENTS

5,499,707 A \* 3/1996 Steury ..... 194/217  
5,533,645 A \* 7/1996 Wittern et al. .... 221/76  
RE35,649 E 11/1997 Baer ..... 194/206  
5,697,519 A \* 12/1997 Wittern et al. .... 221/76  
5,778,606 A \* 7/1998 Davis et al. .... 52/36.2  
D411,017 S \* 6/1999 Kleihues ..... D25/16  
D419,687 S \* 1/2000 Meier ..... D25/16  
D421,348 S \* 3/2000 Pierson ..... D6/436

**1 Claim, 3 Drawing Sheets**






FIG. 1

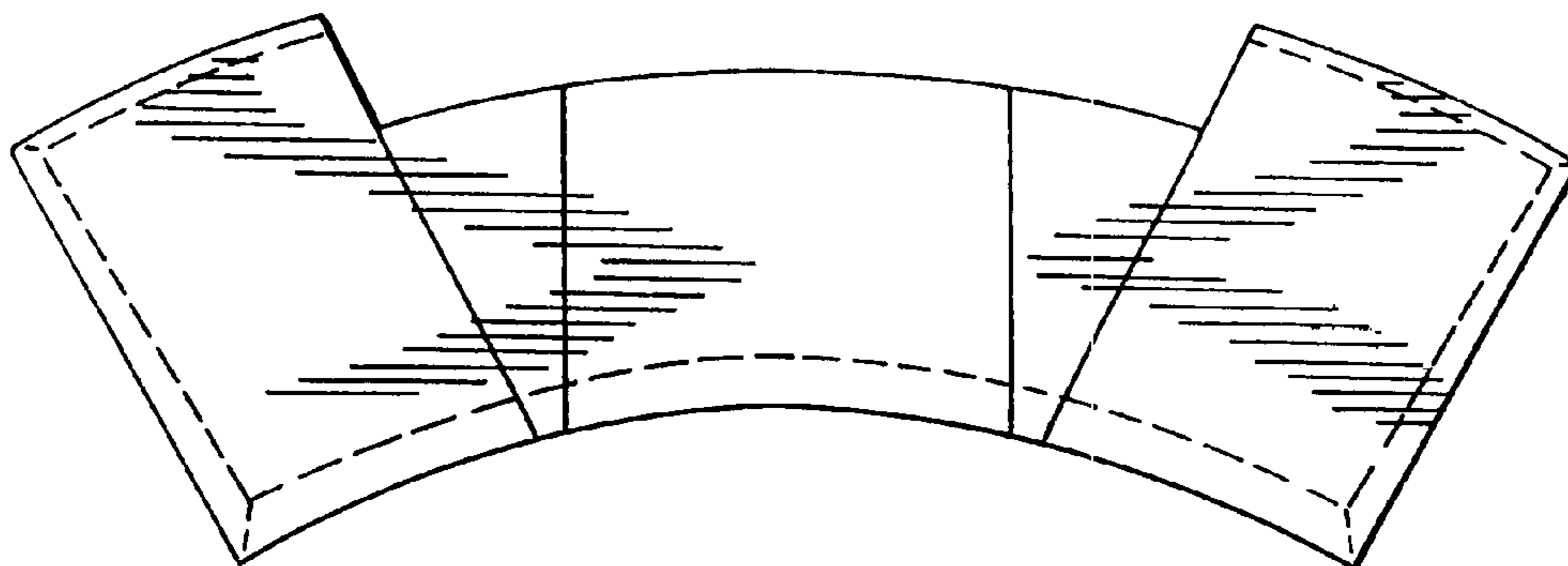


FIG. 2

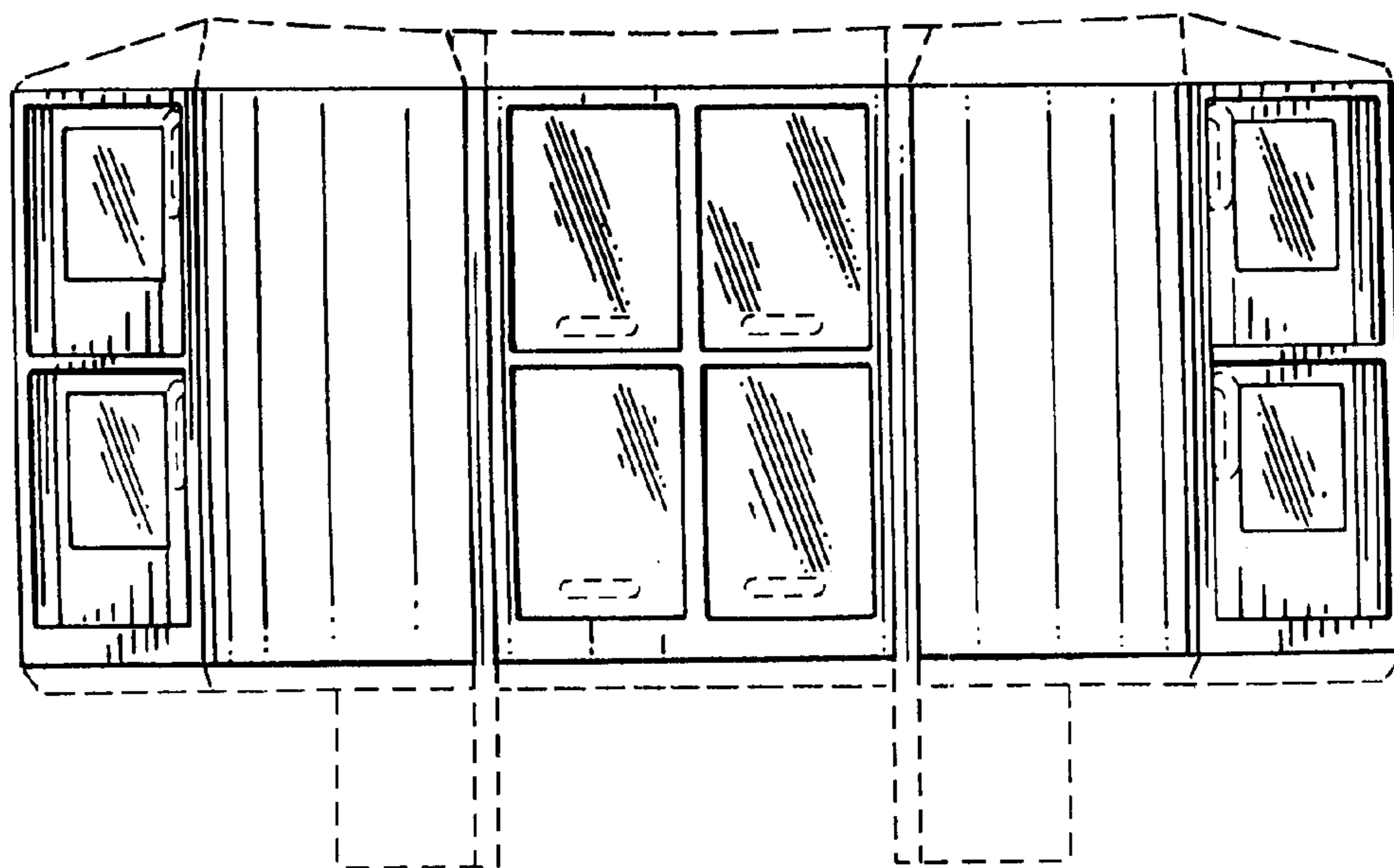


FIG. 3

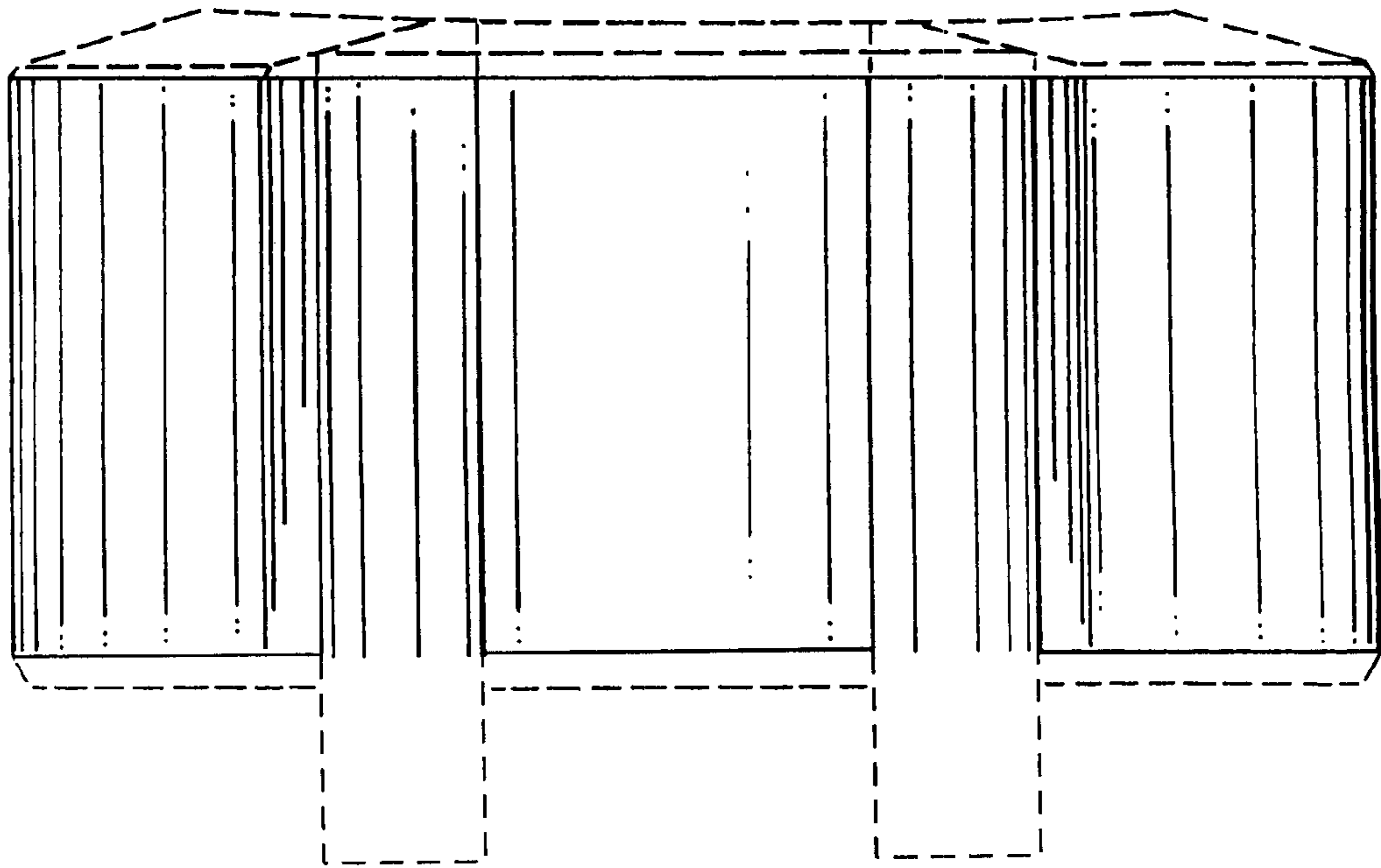


FIG. 4

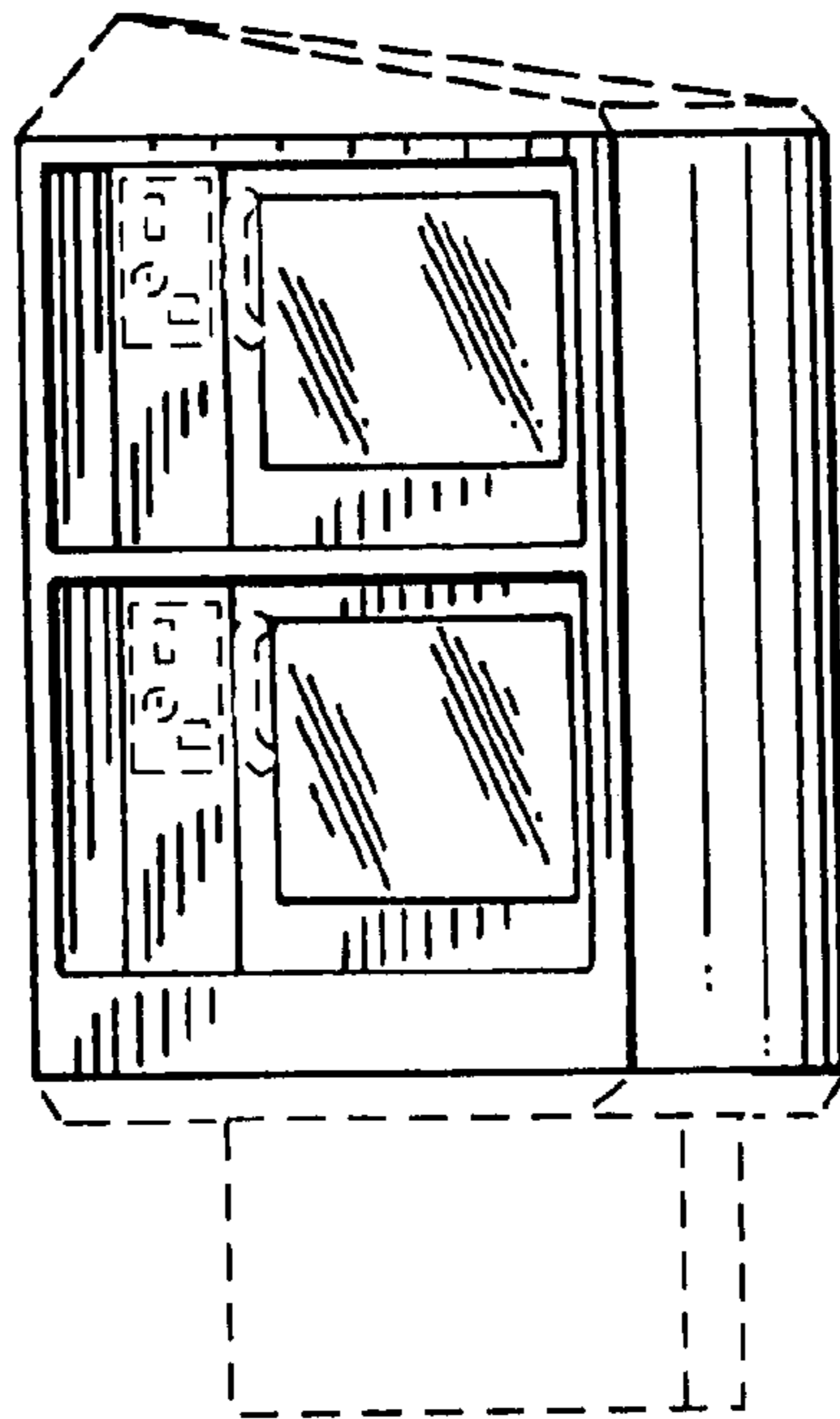


FIG. 5