



US00D576282S

(12) **United States Design Patent**
Yanaki

(10) **Patent No.:** **US D576,282 S**
(45) **Date of Patent:** **** Sep. 2, 2008**

(54) **ADHESIVE TRANSDERMAL MEDICAMENT PATCH**

(75) Inventor: **Jamal S. Yanaki**, Salt Lake City, UT (US)

(73) Assignee: **ActivaTek, Inc.**, Salt Lake City, UT (US)

(**) Term: **14 Years**

(21) Appl. No.: **29/261,600**

(22) Filed: **Jun. 16, 2006**

(51) **LOC (8) Cl.** **24-04**

(52) **U.S. Cl.** **D24/189**

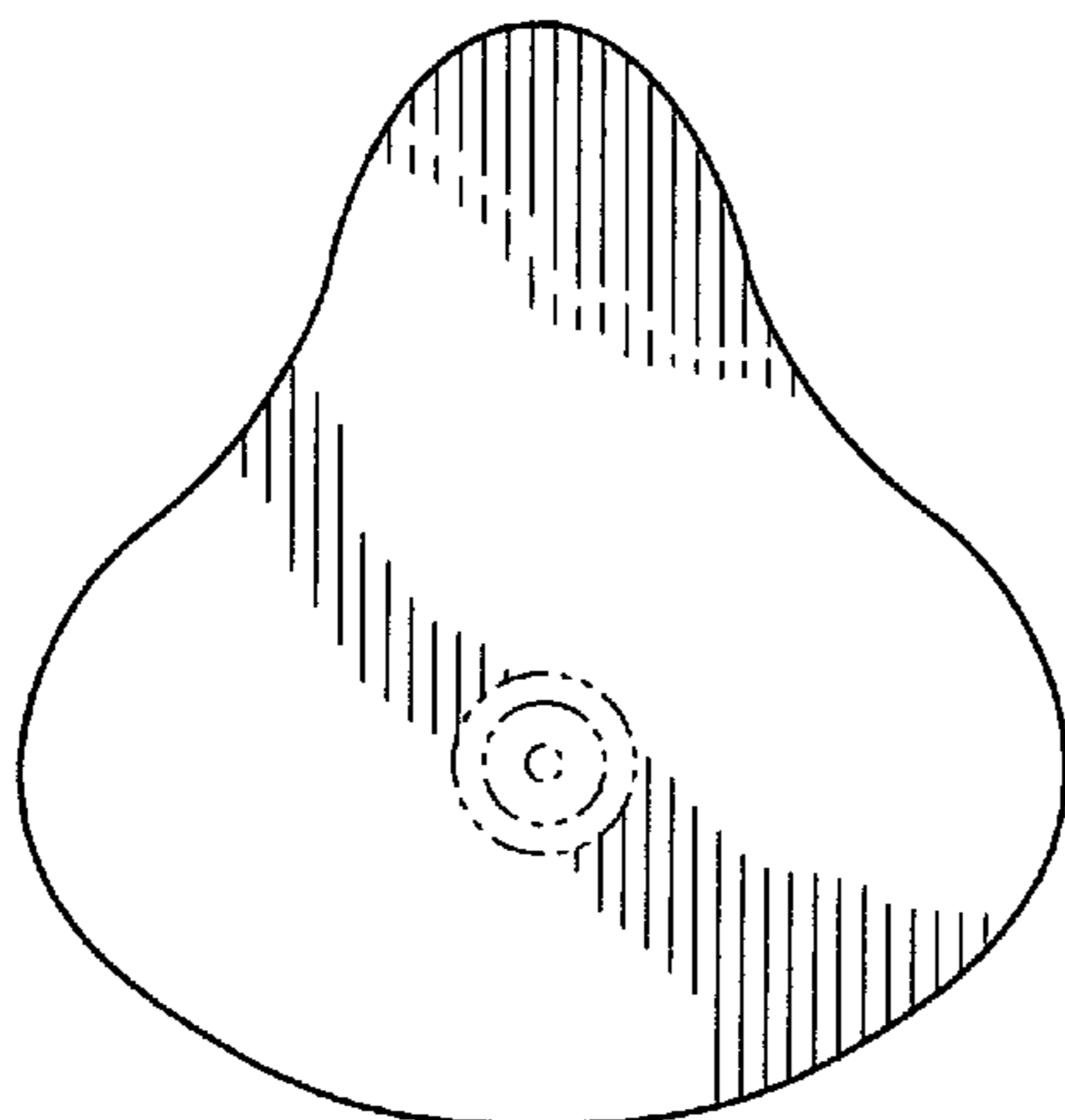
(58) **Field of Classification Search** D24/188–189;
602/41–48, 52, 54–58; D6/354
See application file for complete search history.

(56) **References Cited**

U.S. PATENT DOCUMENTS

3,342,183	A *	9/1967	Edenbaum	604/307
3,797,494	A	3/1974	Zaffaroni	128/268
4,141,359	A	2/1979	Jacobsen et al.	128/172.1
4,250,878	A	2/1981	Jacobsen et al.	128/207.21
4,416,274	A	11/1983	Jacobsen et al.	604/20
4,474,570	A	10/1984	Ariura et al.	604/20
4,557,723	A	12/1985	Sibalis	604/20
4,619,654	A	10/1986	Abplanalp	604/20
4,627,429	A	12/1986	Tsuk	128/156
D292,826	S	11/1987	Sproles	D24/49
D295,077	S	4/1988	Wagle et al.	D24/63
D295,078	S	4/1988	Wagle et al.	D24/63
D295,079	S	4/1988	Wagle et al.	D24/63
D296,006	S	5/1988	Asche	D24/63
4,752,285	A	6/1988	Petelenz	604/20
4,820,263	A	4/1989	Spevak	604/20
4,927,408	A	5/1990	Haak et al.	604/20

(Continued)



OTHER PUBLICATIONS

Empi, "Action Patch, the Smart Iontophoresis System™" product literature, available at <http://www.empi.com/products/ionot.cfm> (accessed Oct. 4, 2005).

(Continued)

Primary Examiner—Louis S Zarfaz
Assistant Examiner—Michelle E Wilson

(74) *Attorney, Agent, or Firm*—Kent S. Burningham, P.C.

(57) **CLAIM**

What is claimed is the ornamental design for an adhesive transdermal medicament patch, as shown and described.

DESCRIPTION

FIG. 1 is a perspective view of a sports person wearing on the elbow thereof an adhesive transdermal medicament patch embodying the inventive design;

FIG. 2 is a perspective view of the adhesive transdermal medicament patch of FIG. 1 showing a release sheet for the patch in the process of being peeled from an adhesive coating on the bottom face of the patch;

FIG. 3 is a top plan view of the adhesive transdermal medicament patch of FIGS. 1 and 2;

FIG. 4 is a rear elevation view of the adhesive transdermal medicament patch of FIG. 3;

FIG. 5 is a left elevation side view of the adhesive transdermal medicament patch of FIG. 3;

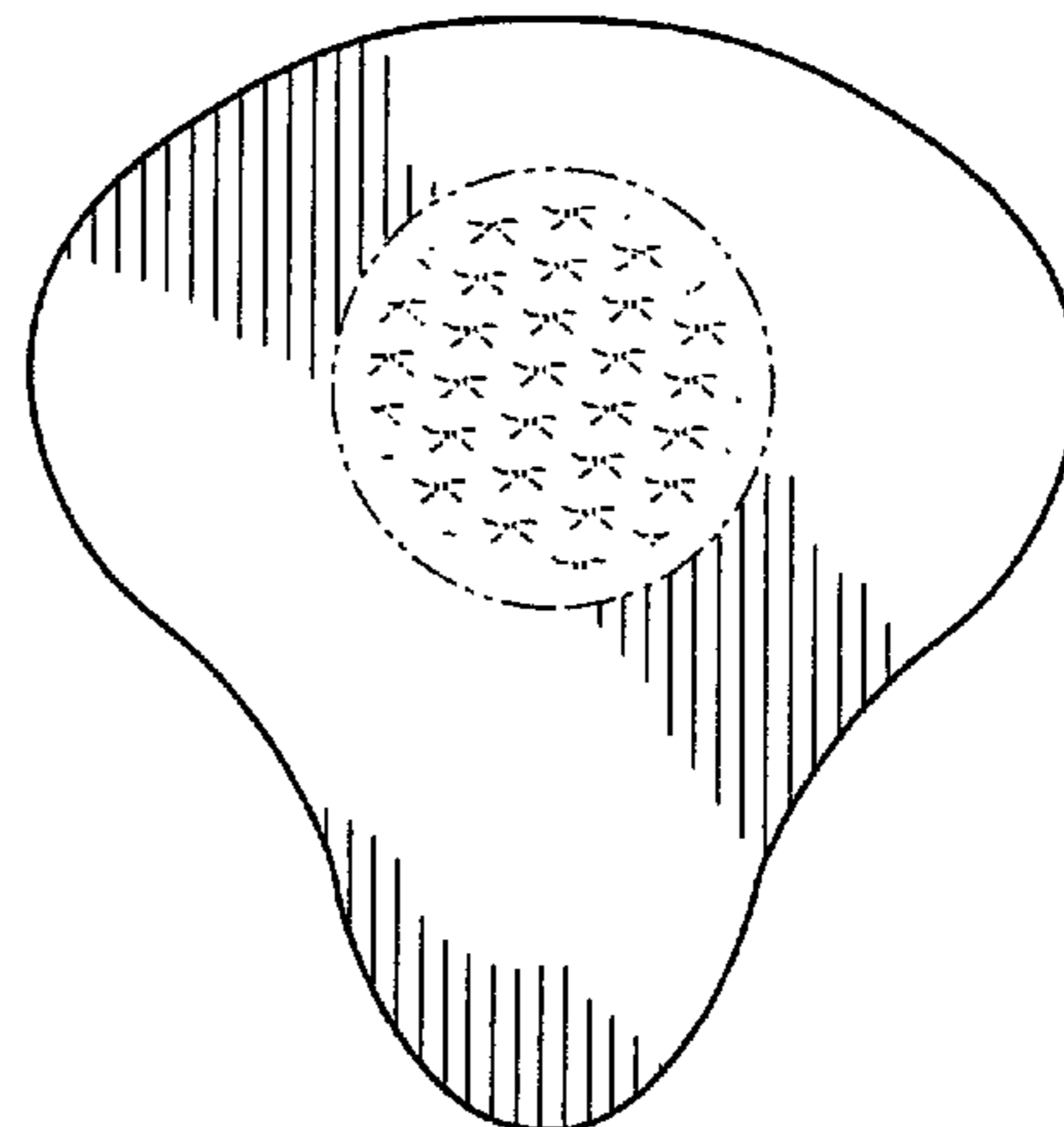
FIG. 6 is a right elevation side view of the adhesive transdermal medicament patch of FIG. 3;

FIG. 7 is a front elevation view of the adhesive transdermal medicament patch of FIG. 3; and,

FIG. 8 is a bottom plan view of the adhesive transdermal medicament patch of FIG. 3.

The broken line showing of a tennis player, tennis court, and the circular center portion of the patch are included for the purpose of illustrating environmental structure and forms no part of the claimed design.

1 Claim, 2 Drawing Sheets



U.S. PATENT DOCUMENTS

5,125,894 A	6/1992	Phipps et al.	604/20	6,862,473 B2	3/2005	Keusch et al.	604/20
D343,684 S	1/1994	Paton et al.	D24/189	6,915,159 B1	7/2005	Kuribayashi et al.	604/20
D349,960 S	8/1994	Gyory et al.	D24/89	D537,947 S *	3/2007	Miyachika et al.	D24/189
D352,113 S	11/1994	Ashley	D24/189	D544,607 S *	6/2007	Henry et al.	D24/189
D352,357 S	11/1994	Ashley	D24/189	D545,440 S *	6/2007	Jensen	D24/189
D352,782 S	11/1994	Kirk, III et al.	D24/189	2004/0143210 A1	7/2004	Shevlin	604/20
D357,742 S	4/1995	Peery et al.	D24/189	2004/0225253 A1	11/2004	Shevlin	604/20
D357,743 S	4/1995	Bilitz	D24/189	2005/0143686 A1	6/2005	Shevlin	604/20
D359,805 S	6/1995	Mikler et al.	D24/189				
D359,806 S	6/1995	Mikler et al.	D24/189				
D359,807 S	6/1995	Mikler et al.	D24/189				
D362,912 S	10/1995	Albert	D24/189				
D363,126 S	10/1995	Dusek	D24/189				
D366,702 S	1/1996	Kirk, III et al.	D24/189				
D372,097 S	7/1996	Albert et al.	D24/189				
D372,098 S	7/1996	Lattin et al.	D24/189				
D377,529 S	1/1997	Nyqvist-Mayer	D24/189				
D380,552 S	7/1997	Frenkel et al.	D24/189				
D382,343 S *	8/1997	Wandell et al.	D24/189				
D384,745 S	10/1997	Lattin et al.	D24/189				
5,681,580 A	10/1997	Jang et al.	424/449				
D389,581 S	1/1998	Fein	D24/189				
5,736,153 A	4/1998	Lamers	424/449				
5,833,665 A	11/1998	Bootman et al.	604/180				
5,978,701 A	11/1999	Johnson et al.	604/20				
5,983,130 A	11/1999	Phipps et al.	604/20				
6,035,234 A	3/2000	Riddle et al.	604/20				
6,086,572 A	7/2000	Johnson et al.	604/503				
6,192,270 B1	2/2001	Hofmann et al.	604/20				
6,261,595 B1	7/2001	Stanley et al.	424/449				
6,377,847 B1	4/2002	Keusch et al.	604/20				
D456,623 S *	5/2002	Yates	D6/354				
6,421,561 B1	7/2002	Morris	604/20				
6,505,069 B2	1/2003	Scott et al.	604/20				
D477,086 S	7/2003	Tsuruda et al.	D24/189				
6,653,014 B2	11/2003	Anderson et al.	429/122				
6,738,662 B1	5/2004	Frank	604/20				
6,745,071 B1	6/2004	Anderson et al.	604/20				
6,748,265 B2	6/2004	Hofmann et al.	604/20				
D493,230 S *	7/2004	Liedtke et al.	D24/189				
6,775,569 B2	8/2004	Mori	604/20				
6,775,570 B2	8/2004	Joshi	604/20				
6,842,640 B2	1/2005	Riddle et al.	604/20				
D501,926 S *	2/2005	Shaw et al.	D24/189				

OTHER PUBLICATIONS

Empi, "Important Features of Dupel B.L.U.E™" product literature © 2002, available at <http://www.empi.com/products/ionto/dupel2.pdf> (accessed Oct. 4, 2005).

Eemso, E-Strip product sample (acquired circa Oct. 2005).

Iomed, Inc., "Iomed® First in Iontophoresis" trade literature © 2005, available at <http://www.iomed.com/pdf/iomed%brochure%20rev0C.pdf> (accessed Oct. 4, 2005).

Iomed, Inc., "Quality . . . Measured in Outcomes" product literature © 2005, available at <http://www.iomed.com/> (accessed Oct. 4, 2005).

Iomed, Inc., Iogel™ system sample components (acquired circa Oct. 2005).

Iomed, Inc., Companion 80™ product sample (acquired circa Oct. 2005).

Travanti Pharma, Inc., "IontoPatch® Device" product literature © 2002, available at http://www.travantipharma.com/markets_iontopatch_device.html (accessed Oct. 4, 2005).

Travanti Pharma, Inc., "IontoPatch™—Iontophoresis with the Battery Built-in" product literature, available at http://www.travantipharma.com/pdf/IontoPatch_info.pdf (accessed Oct. 4, 2005).

Travanti Pharma, Inc., IontoPatch® product sample (acquired circa Oct. 2005).

Travanti Pharma, Inc., "WEDD® Strengths" product literature © 2002, available at http://www.travantipharma.com/technology_strengths.html (accessed Oct. 4, 2005).

Travanti Pharma, Inc., "WEDD® Targets" product literature © 2002, available at http://www.travantipharma.com/markets_targets.html (accessed Oct. 4, 2005).

Travanti Pharma, Inc., "WEDD® Wearable Electronic Disposable Drug Delivery" product literature © 2002, available at <http://www.travantipharma.com/> (accessed Oct. 4, 2005).

Warden, Glenn D., "Electrical Safety in Iontophoresis", 20 *Rehab Mgmt* 20-23 (Mar. 2007).

* cited by examiner

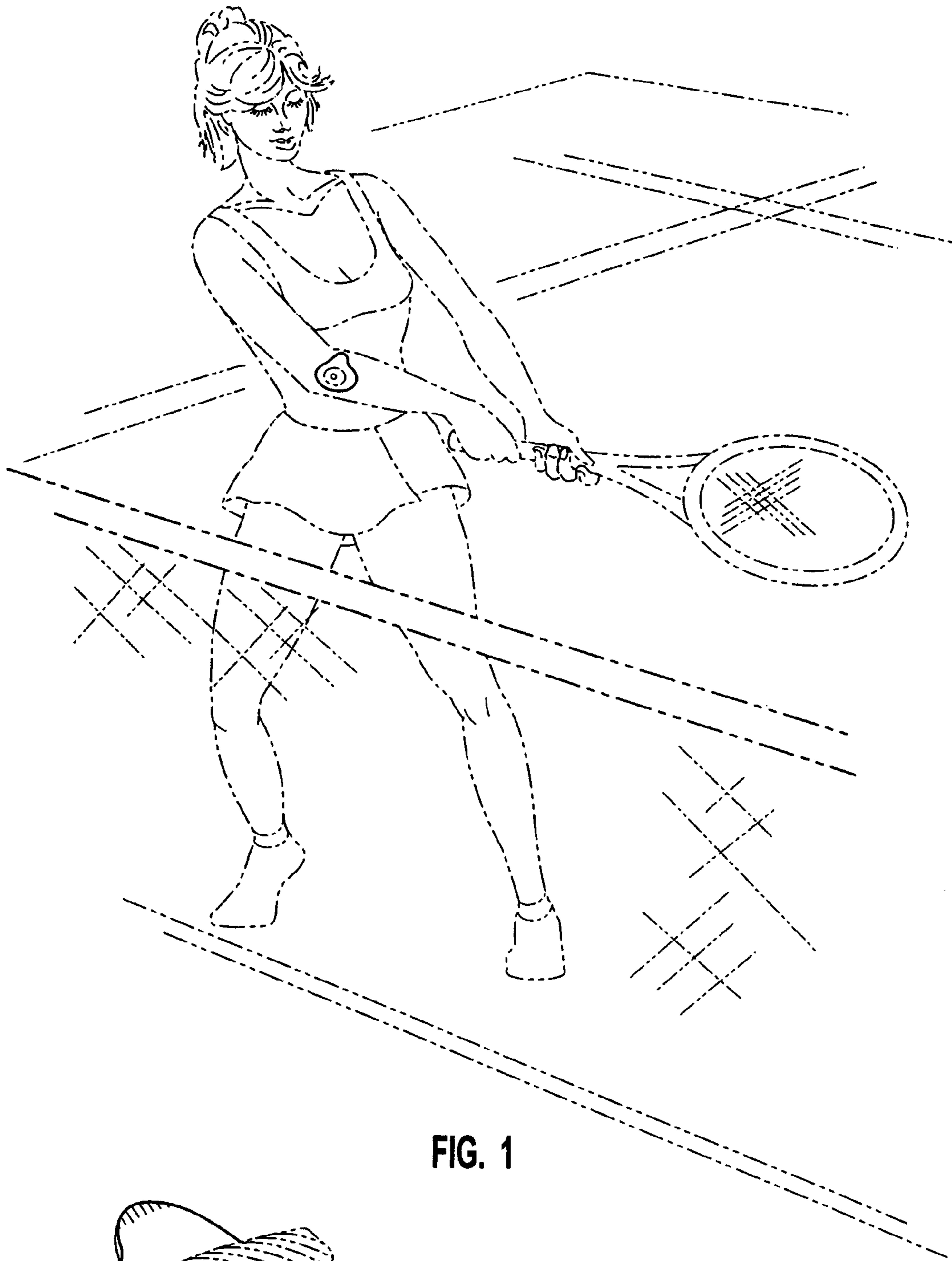


FIG. 1




FIG. 2

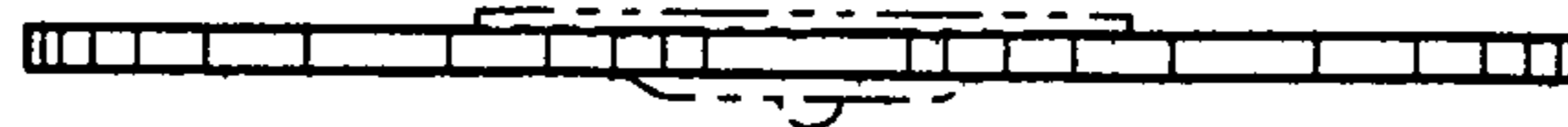


FIG. 4



FIG. 5

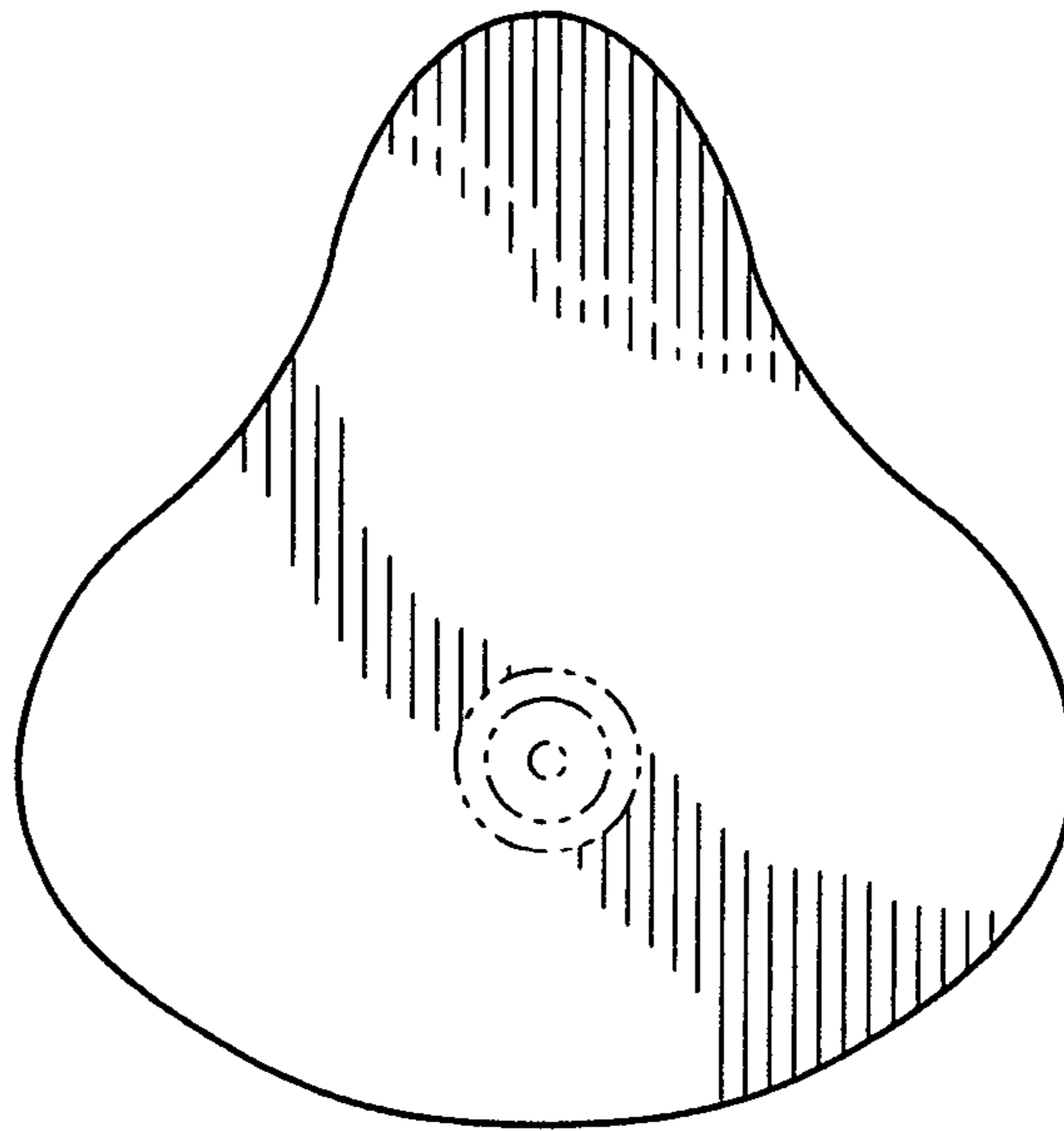


FIG. 3



FIG. 6



FIG. 7

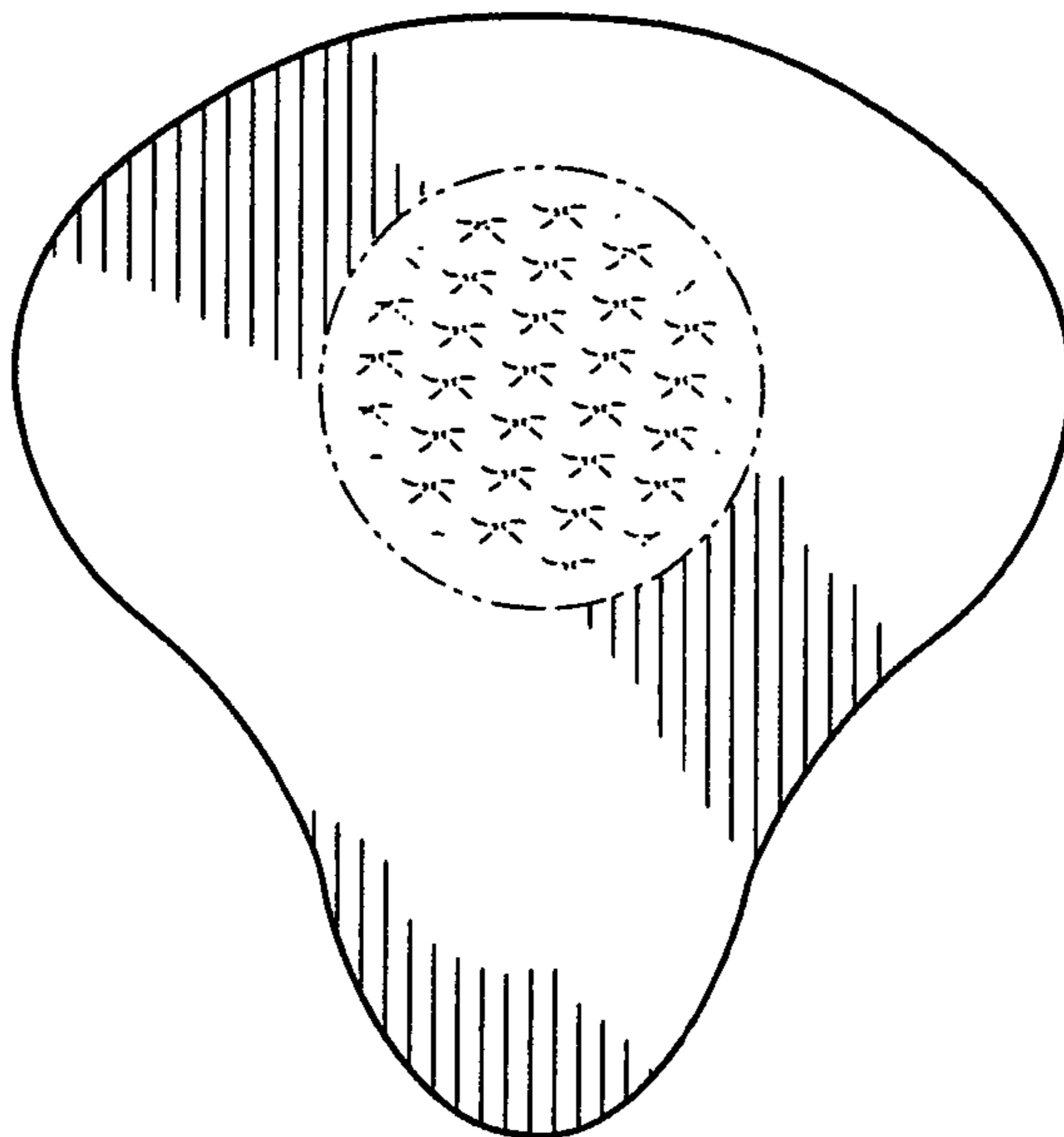


FIG. 8