



US00D576273S

(12) **United States Design Patent**
McClintok et al.

(10) **Patent No.:** **US D576,273 S**
(45) **Date of Patent:** **** Sep. 2, 2008**

(54) **HAND HELD MANUAL ERGONOMIC
SYRINGE DISPENSER PISTOL**

(75) Inventors: **Scott McClintok**, Murrieta, CA (US);
John Vincent Flores, Murrieta, CA
(US); **David Weismantel**, 11720 E.
175th St., Artesia, CA (US) 90701

(73) Assignees: **Scott A. McClintok**, Murrieta, CA (US);
John Floees, Murrieta, CA (US); **David
Weismantel**, Artesia, CA (US)

(**) Term: **14 Years**

(21) Appl. No.: **29/299,000**

(22) Filed: **Dec. 17, 2007**

(51) **LOC (8) Cl.** **24-02**

(52) **U.S. Cl.** **D24/113**

(58) **Field of Classification Search** D24/112-114,
D24/133, 186, 104, 130, 146, 144; 606/181,
606/185; 604/232, 187, 207, 208, 227, 229,
604/221; 222/79

See application file for complete search history.

(56) **References Cited**

U.S. PATENT DOCUMENTS

2,074,401	A *	3/1937	Kauzal	604/208
3,238,941	A *	3/1966	Klein et al.	604/227
D287,279	S *	12/1986	Lazickas	D24/133
D300,851	S *	4/1989	Grieshaber	D24/133
5,408,919	A *	4/1995	Hutzler et al.	222/79
D370,064	S *	5/1996	Livneh	D24/146
D383,839	S *	9/1997	Sullivan	D24/113

D412,746	S *	8/1999	Pasini	D24/112
D458,368	S *	6/2002	Berberich et al.	D24/133
D465,281	S *	11/2002	Lang	D24/133
D466,936	S *	12/2002	Shaw et al.	D24/133
6,565,538	B2 *	5/2003	Quinn et al.	604/187
6,616,634	B2 *	9/2003	Benz et al.	604/187
D497,204	S *	10/2004	Von Amende et al.	D24/113
D497,427	S *	10/2004	Hickingbotham	D24/133
D562,978	S *	2/2008	Garito et al.	D24/144

* cited by examiner

Primary Examiner—Louis S Zarfaz

Assistant Examiner—David G Muller

(74) *Attorney, Agent, or Firm*—Lagal Zoom

(57) **CLAIM**

The ornamental design for a hand held manual ergonomic syringe dispenser pistol, as shown and described.

DESCRIPTION

FIG. 1 is a perspective view of a hand held manual ergonomic syringe dispenser pistol, showing my new design;

FIG. 2 is a front elevational view of the invention;

FIG. 3 is a rear elevational view of the invention;

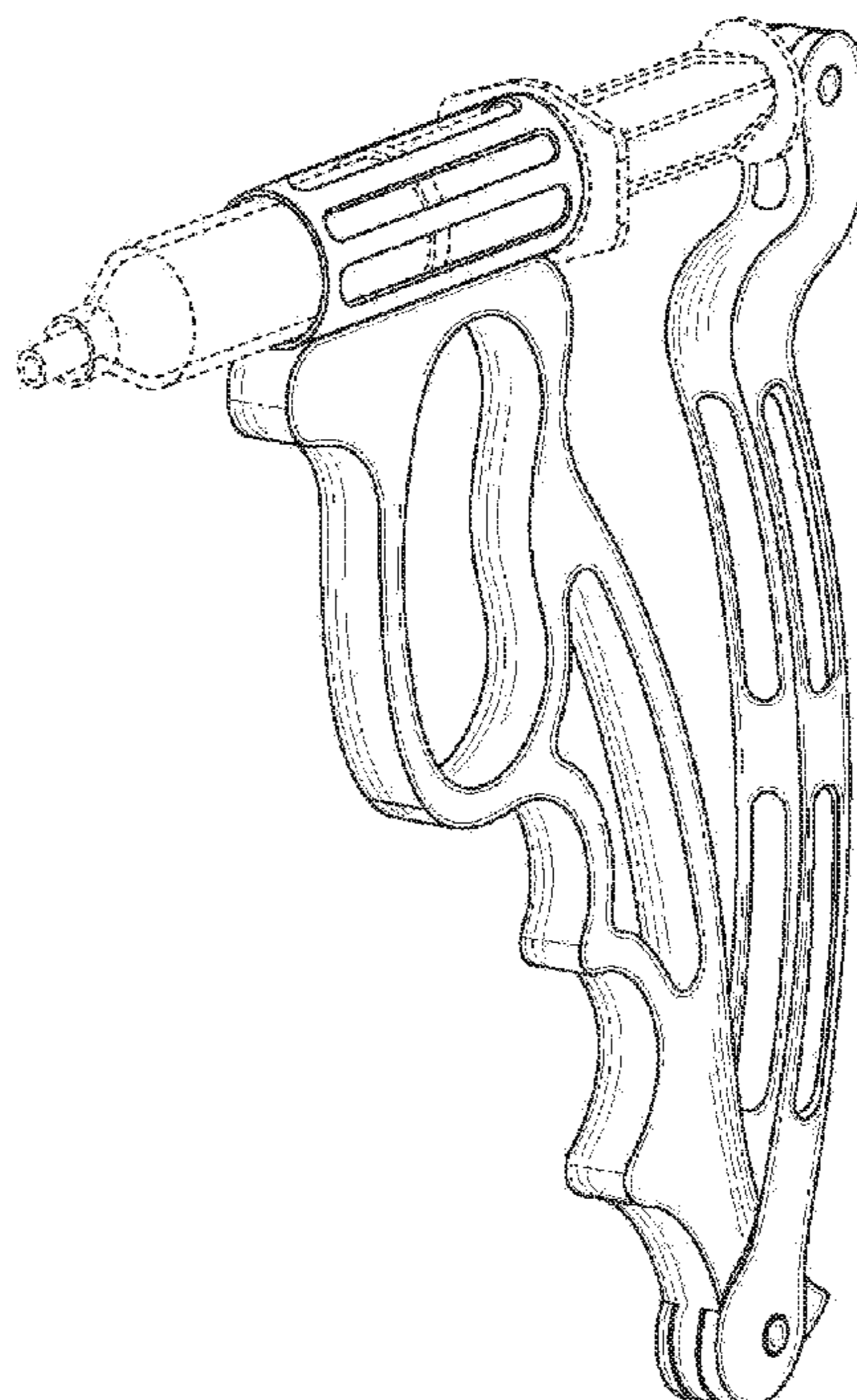
FIG. 4 is a left-side elevational view of the invention, the right-side elevational view being a mirror image thereof;

FIG. 5 is a top plan view of the invention; and,

FIG. 6 is a bottom plan view of the invention.

The broken lines showing a syringe in the figures are included for the purpose of illustrating the invention in use, and form no part of the claimed design.

1 Claim, 2 Drawing Sheets



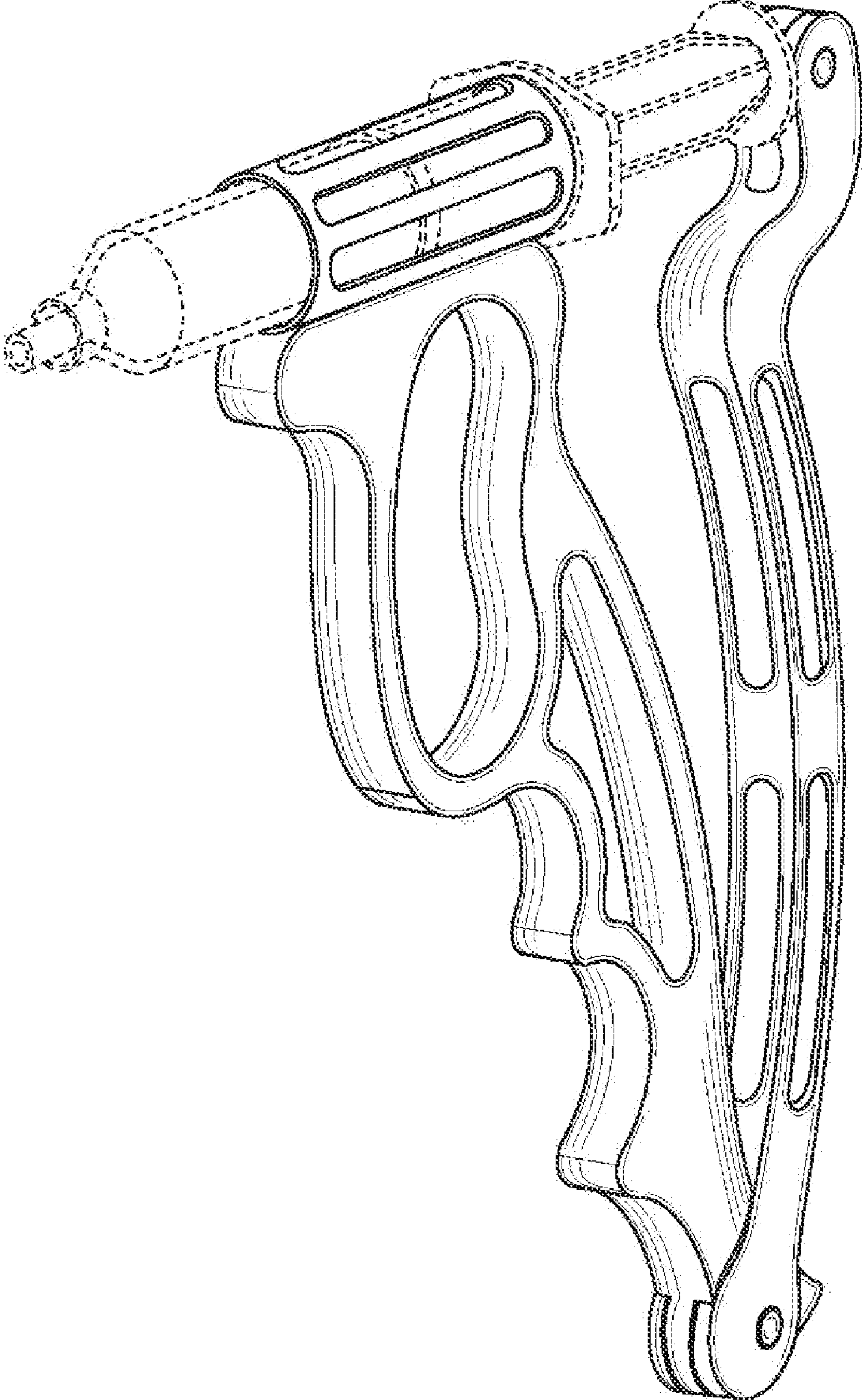


FIG. 1

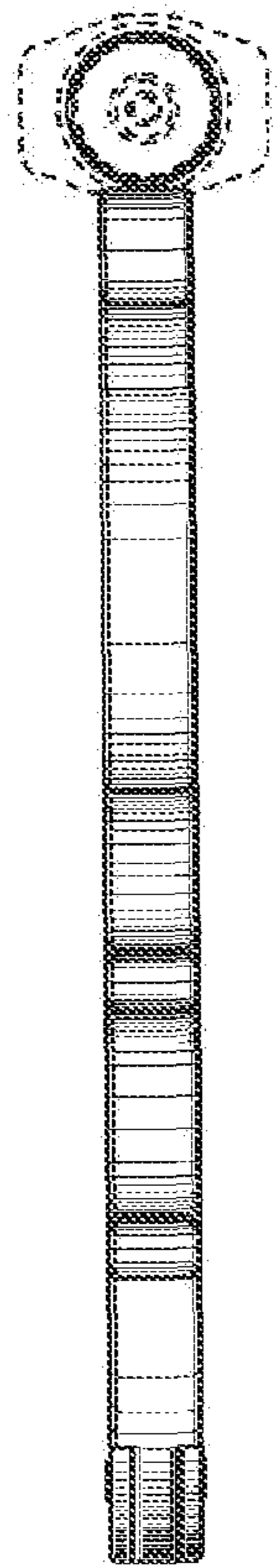


FIG. 2

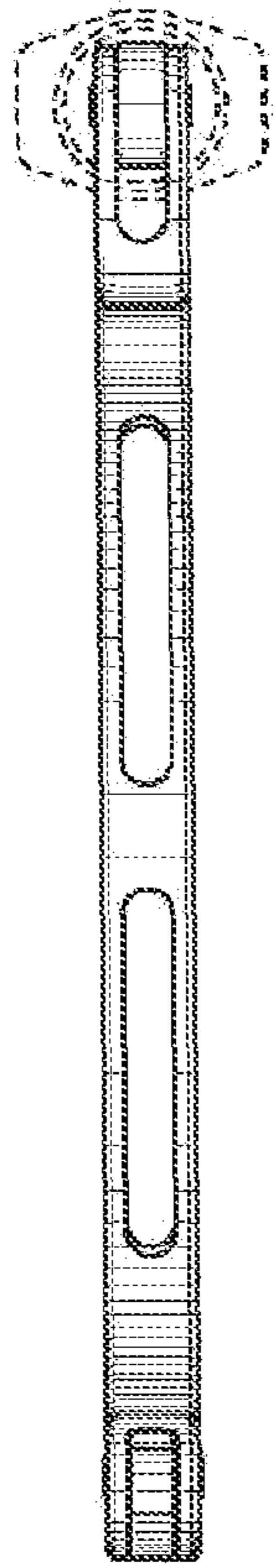


FIG. 3

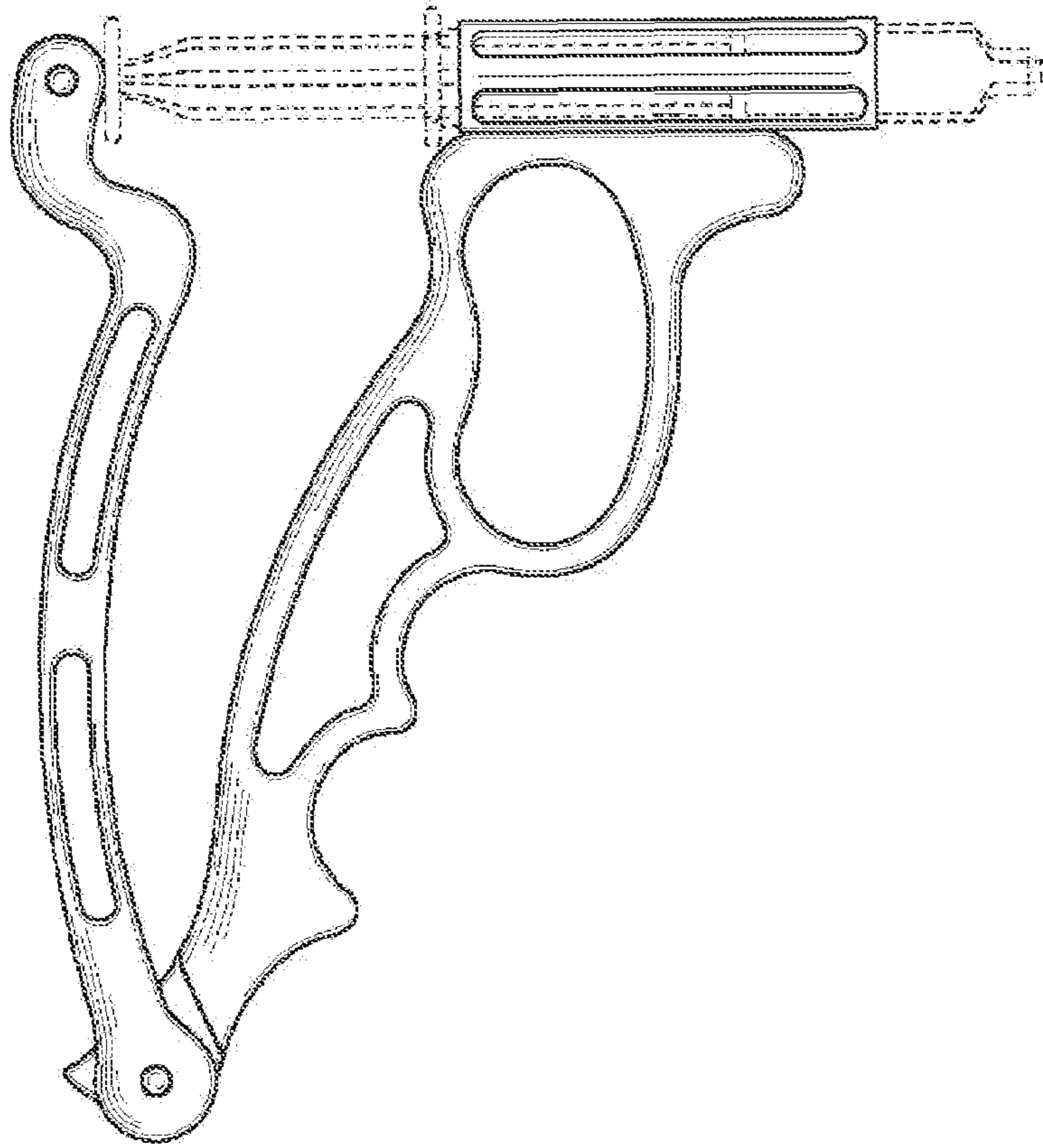


FIG. 4

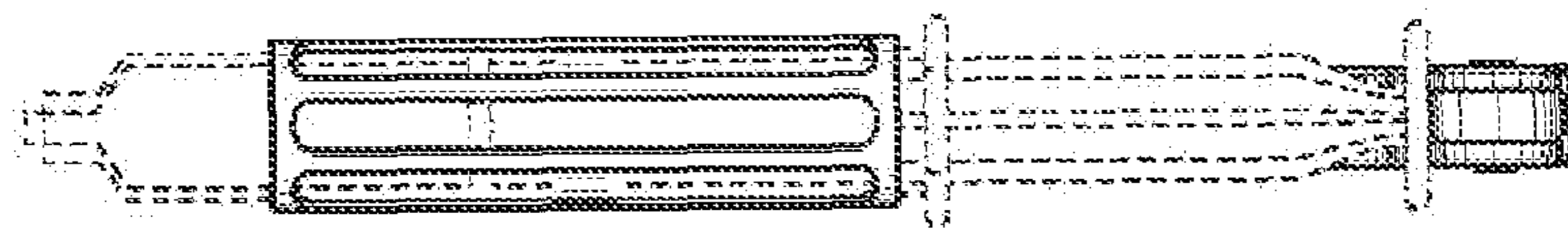


FIG. 5

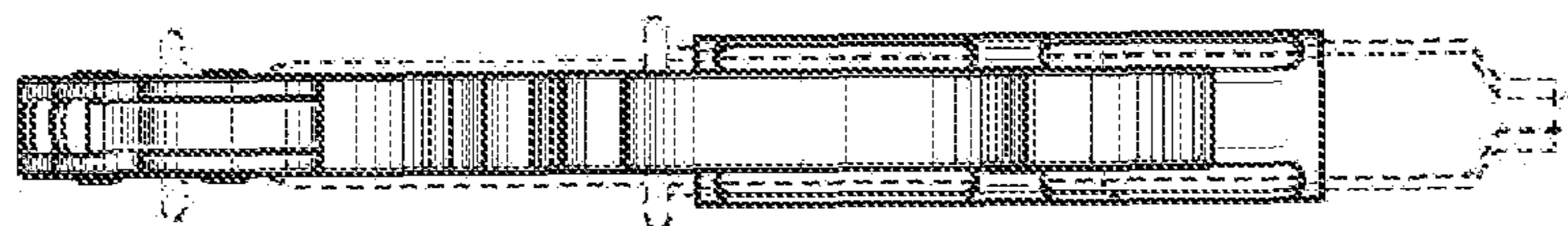


FIG. 6

UNITED STATES PATENT AND TRADEMARK OFFICE
CERTIFICATE OF CORRECTION

PATENT NO. : Des. 576,273 S
APPLICATION NO. : 29/299000
DATED : September 2, 2008
INVENTOR(S) : McClintock et al.

Page 1 of 1

It is certified that error appears in the above-identified patent and that said Letters Patent is hereby corrected as shown below:

On the title page item (12) "McClintok" should read --McClintock et al.--

On the title page item (75) "Scott McClintok" should read --McClintock--

Signed and Sealed this

Twenty-third Day of September, 2008

A handwritten signature in black ink that reads "Jon W. Dudas". The signature is written in a cursive style with a large, looped initial "J".

JON W. DUDAS

Director of the United States Patent and Trademark Office