

US00D576272S

(12) **United States Design Patent**
Jones et al.

(10) **Patent No.:** **US D576,272 S**
(45) **Date of Patent:** **** Sep. 2, 2008**

(54) **NASAL MASK**

(75) Inventors: **Michael Andrew Jones**, Dundas (AU);
Amal Shirley Amarasinghe, Beecroft
(AU); **Timothy Tsun-Fai Fu**,
Carlingford (AU); **Perry David**
Lithgow, Glenwood (AU); **Jim Saada**,
Kellyville (AU); **Fiachra Sweeney**,
North Bondi (AU)

D322,318 S 12/1991 Sullivan
D333,015 S 2/1993 Farmer et al.
D385,960 S 11/1997 Rudolph
5,746,201 A 5/1998 Kidd
D448,473 S 9/2001 Barnett et al.
D468,823 S 1/2003 Smart
D485,905 S 1/2004 Moore et al.
D486,226 S 2/2004 Guney et al.
D506,827 S 6/2005 Jones et al.
2003/0089373 A1 5/2003 Gradon et al.

(73) Assignee: **ResMed Limited**, Bella Vista (AU)

(**) Term: **14 Years**

(21) Appl. No.: **29/221,689**

(22) Filed: **Jan. 21, 2005**

Related U.S. Application Data

(63) Continuation of application No. 29/180,914, filed on
May 2, 2003, now Pat. No. Des. 506,827.

(51) **LOC (8) Cl.** **29-02**

(52) **U.S. Cl.** **D24/110.1**

(58) **Field of Classification Search** D24/110.1,
D24/110.4, 110.5, 164; 128/206.26, 206.24,
128/205.25, 207.11, 207.17, 207.13, 206.21,
128/206.27

See application file for complete search history.

(56) **References Cited**

U.S. PATENT DOCUMENTS

4,960,121 A 10/1990 Nelson et al.

FOREIGN PATENT DOCUMENTS

EP 1 057 494 12/2000

Primary Examiner—Ian Simmons

Assistant Examiner—Christopher Lee

(74) *Attorney, Agent, or Firm*—Nixon & Vanderhye P.C.

(57) **CLAIM**

The ornamental design for a nasal mask, as shown and
described.

DESCRIPTION

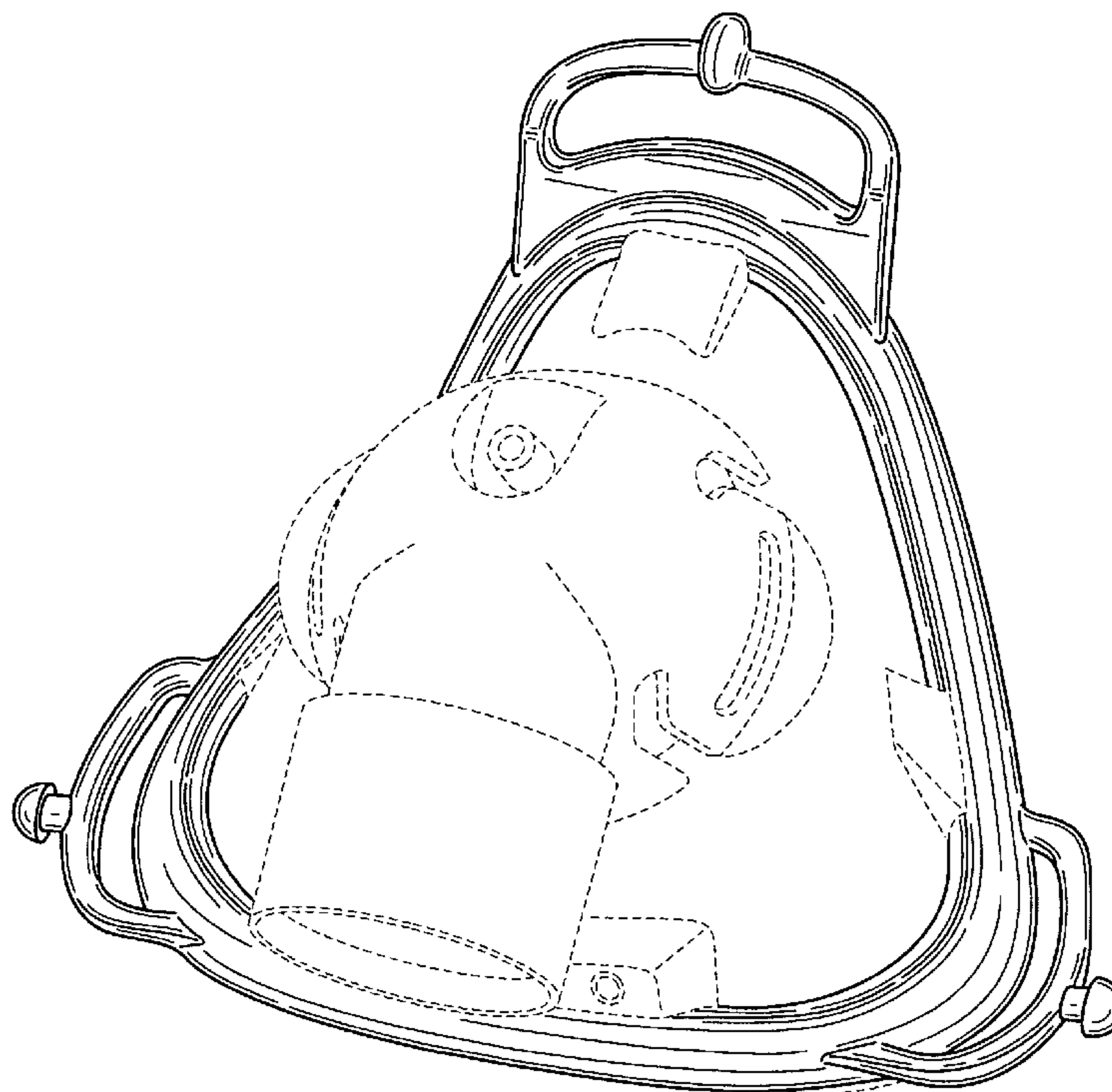
FIG. 1 is a front perspective view of a nasal mask according to
our design;

FIG. 2 is a front view thereof; and,

FIG. 3 is a left side view thereof, with the right side view being
a mirror image thereof.

Where included, broken lines showing environment or struc-
ture are for illustrative purposes only and form no part of the
claimed design.

1 Claim, 3 Drawing Sheets



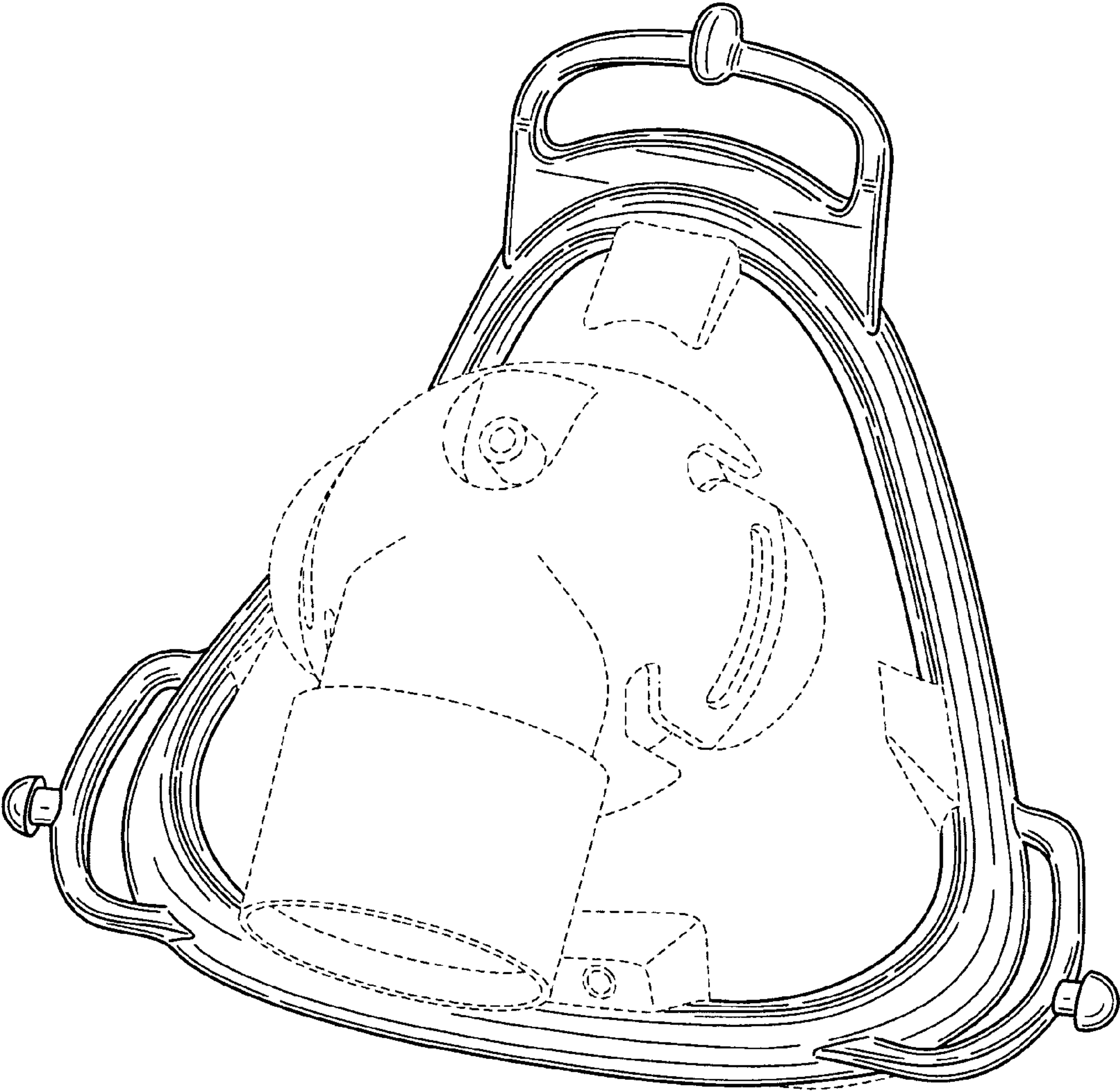


FIG. 1

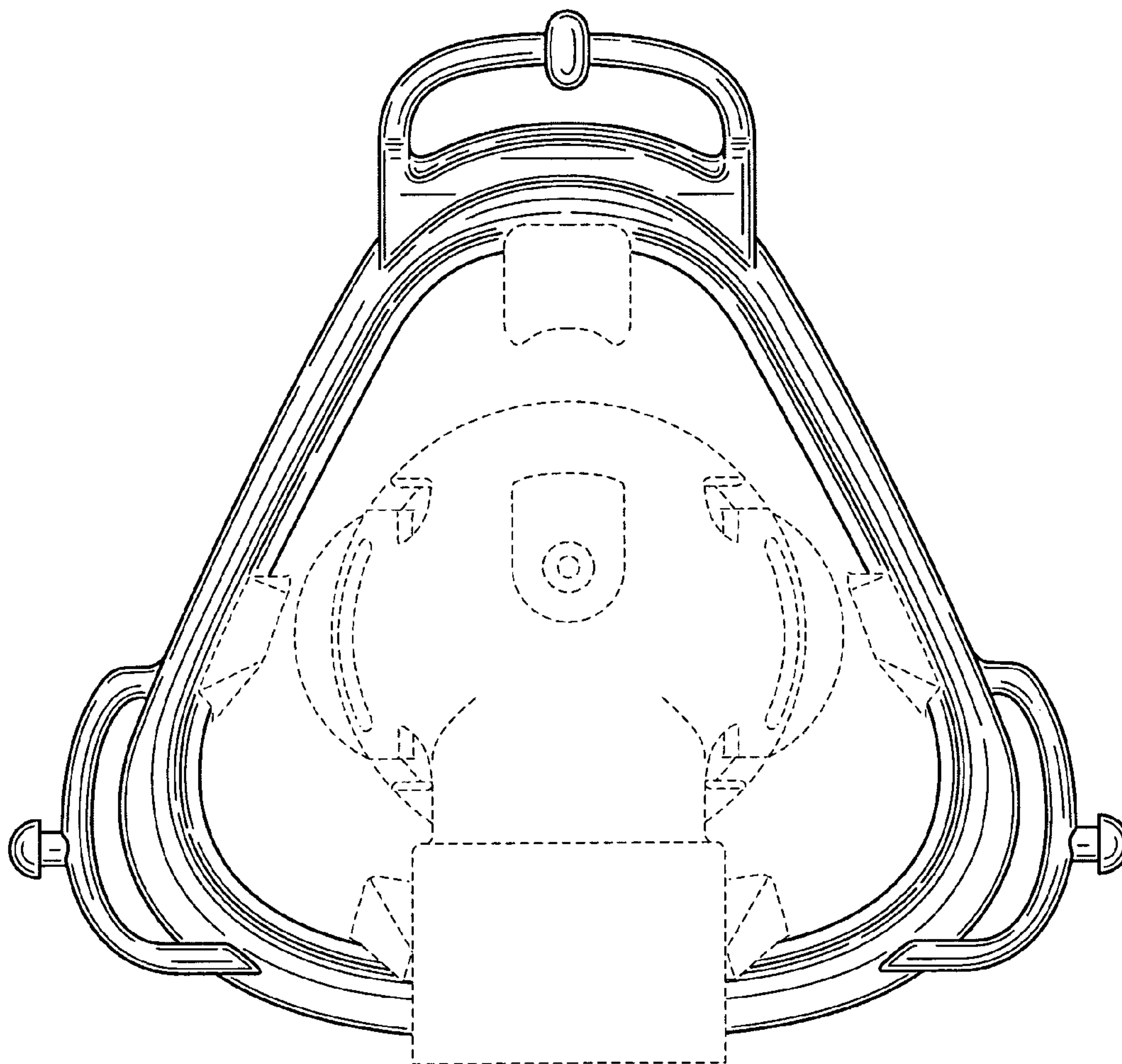


FIG. 2

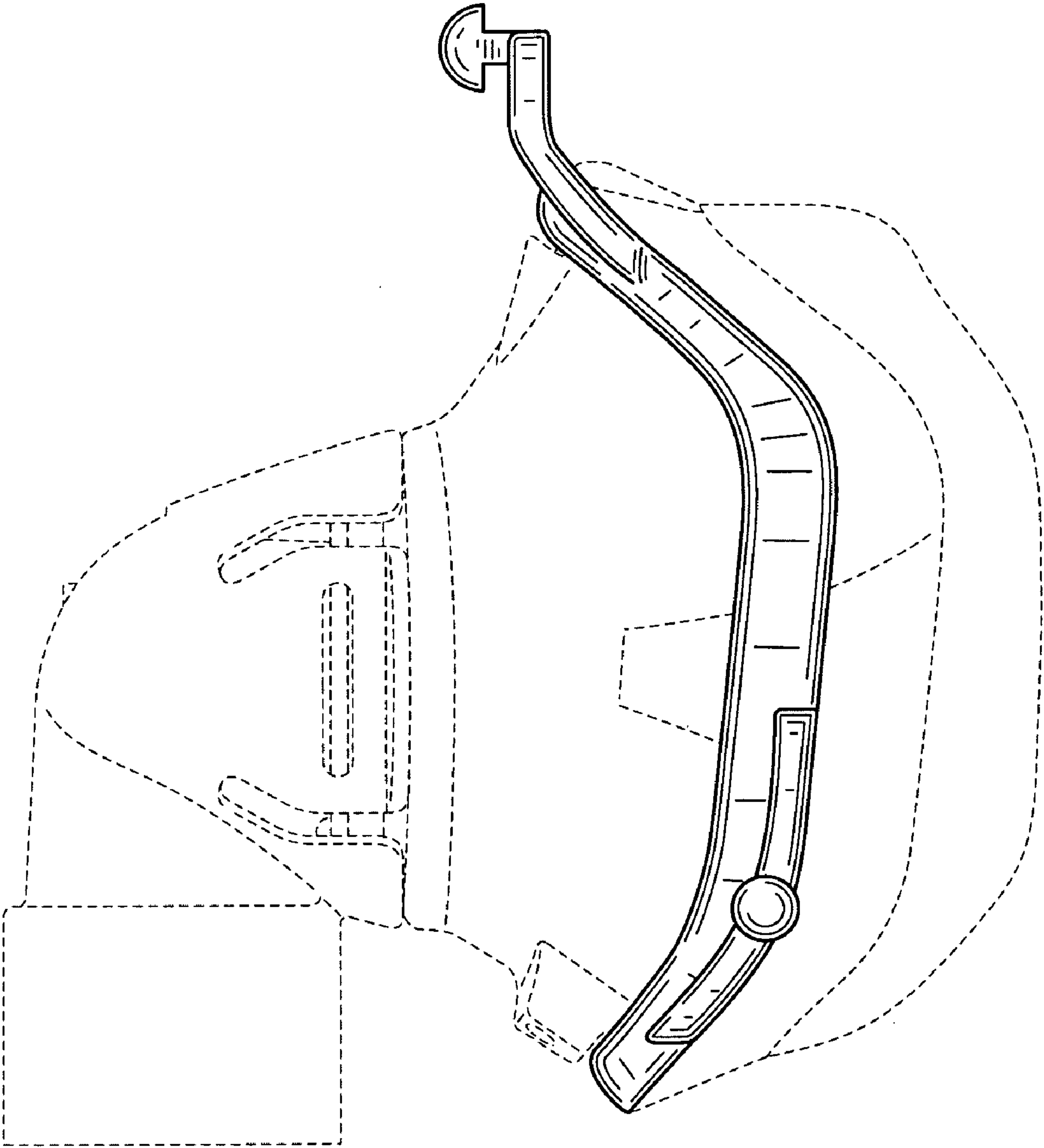


FIG. 3