



US00D576259S

(12) **United States Design Patent**
Clark

(10) **Patent No.:** **US D576,259 S**
(45) **Date of Patent:** **** Sep. 2, 2008**

(54) **PIPE COVER**

(76) Inventor: **Kevin Clark**, 1535 Hwy. 50, Delta, CO
(US) 81416

(**) Term: **14 Years**

(21) Appl. No.: **29/297,178**

(22) Filed: **Nov. 6, 2007**

(51) **LOC (8) Cl.** **23-01**

(52) **U.S. Cl.** **D23/266**

(58) **Field of Classification Search** D2/507;
D3/6, 237, 271.8; D1/115; D6/539, 557,
D6/565; D9/655-660; D25/40, 104-105;
D23/215, 222, 251, 256, 266, 298
See application file for complete search history.

(56) **References Cited**

U.S. PATENT DOCUMENTS

D244,257 S *	5/1977	Godo et al.	D9/660
4,156,892 A *	5/1979	Fisher	362/123
D261,539 S *	10/1981	Smith	D21/725
4,634,613 A *	1/1987	Potter	428/20
D340,003 S *	10/1993	Wright et al.	D11/118
D343,117 S *	1/1994	Mansau	D9/658
5,361,793 A *	11/1994	Stahnke	135/65
5,413,248 A *	5/1995	Scott	222/51
D381,777 S *	7/1997	Tuck	D30/121
D385,128 S *	10/1997	Jing	D6/412
D398,612 S *	9/1998	Juengert et al.	D14/238

D406,248 S *	3/1999	Prineppi	D11/121
D410,975 S *	6/1999	von Oppen	D21/496
5,915,582 A *	6/1999	Wawzonek	220/23.4
D461,523 S *	8/2002	Chen	D23/214
6,596,353 B1 *	7/2003	Turner	428/18
D499,558 S *	12/2004	McGahee	D5/62
D508,762 S *	8/2005	Jia et al.	D1/199
D513,453 S *	1/2006	Ellis et al.	D5/62
D531,539 S *	11/2006	Barthelmess	D11/118
D552,720 S *	10/2007	Salatino et al.	D23/266

* cited by examiner

Primary Examiner—Louis S Zarfaz
Assistant Examiner—Eric L Goodman

(57) **CLAIM**

The ornamental design for a pipe cover, as shown and described.

DESCRIPTION

FIG. 1 is a front elevation view of a pipe cover showing my new design;

FIG. 2 is a rear elevation view thereof;

FIG. 3 is a left elevation view thereof;


FIG. 4 is a right elevation view thereof;

FIG. 5 is a top plan view thereof;

FIG. 6 is a bottom plan view thereof; and,

FIG. 7 is an isometric view thereof.

1 Claim, 3 Drawing Sheets



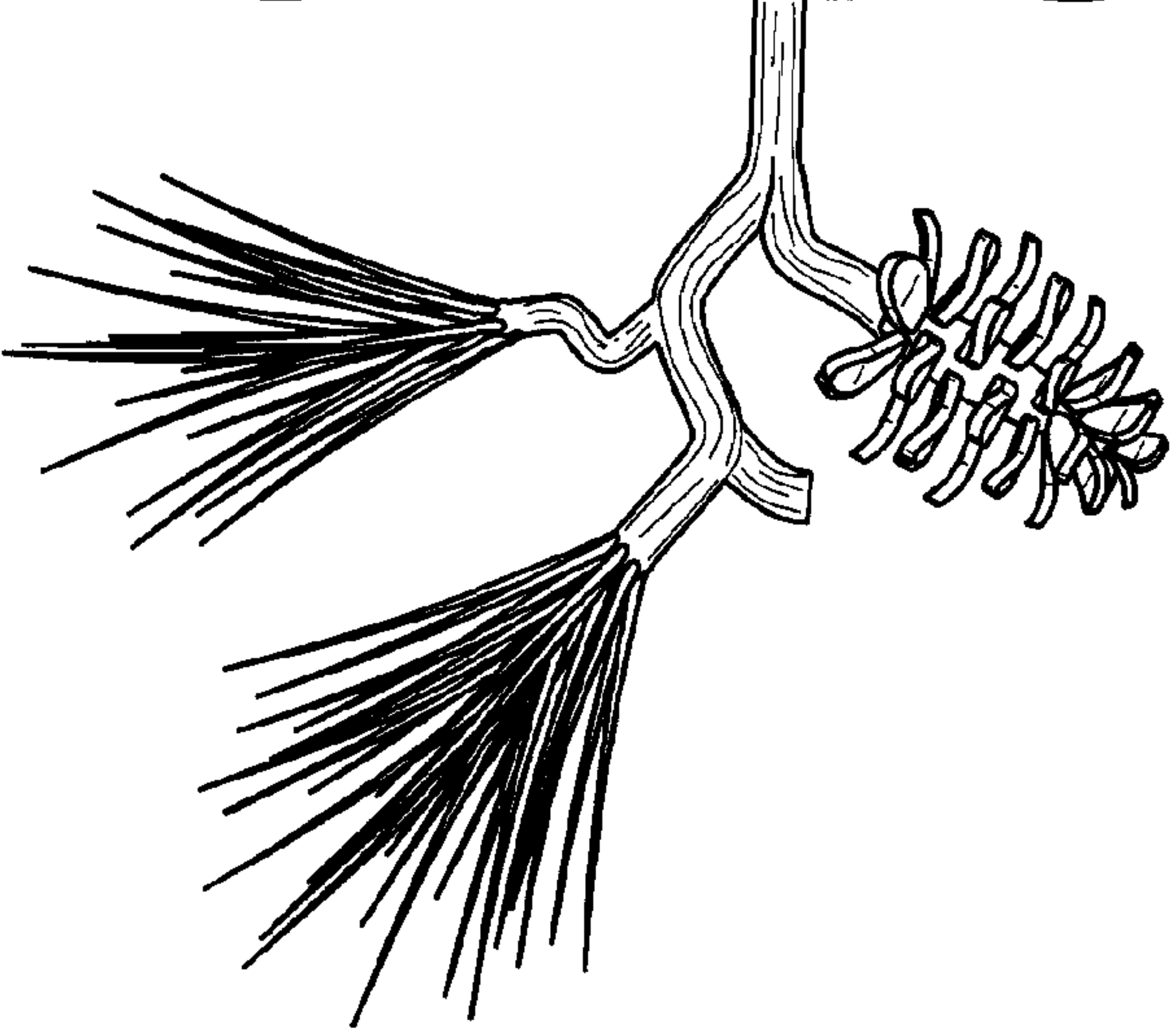



FIG. 2

FIG. 1


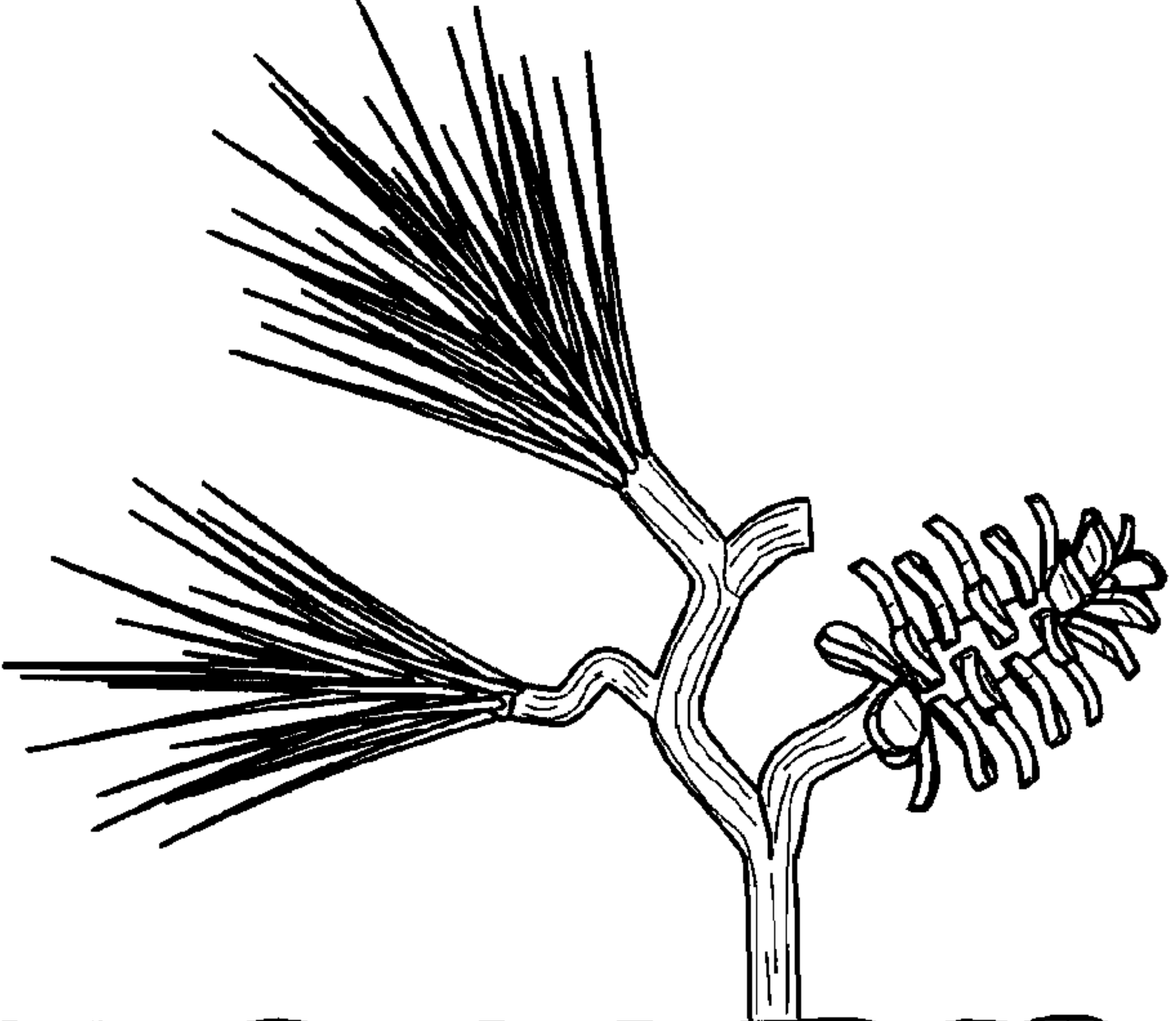


FIG. 5




FIG. 6




FIG. 3

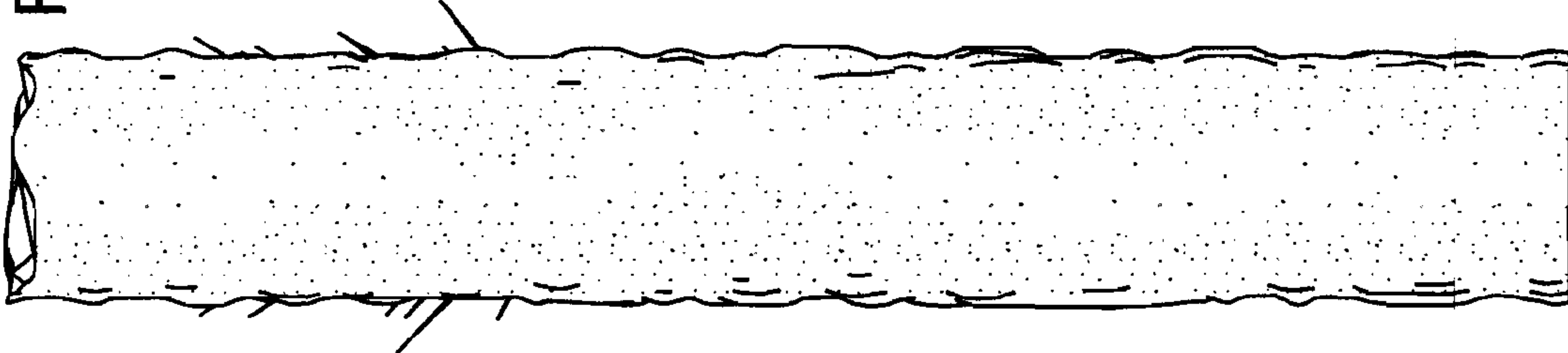
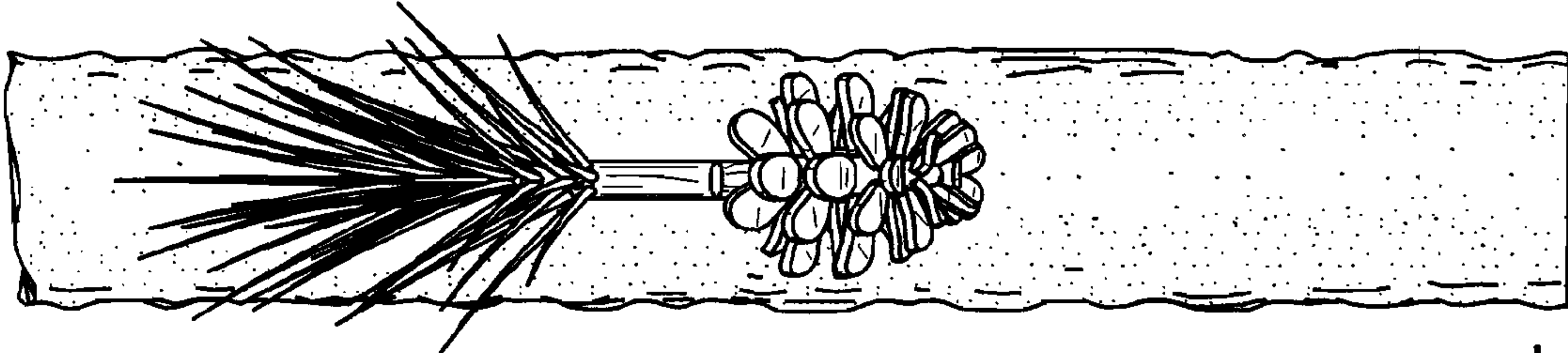


FIG. 4






FIG. 7