



US00D576250S

(12) **United States Design Patent**  
**Born et al.**

(10) **Patent No.:** **US D576,250 S**  
(45) **Date of Patent:** **\*\* Sep. 2, 2008**

(54) **DISPENSER CARTRIDGE AND PITCHER**

4,440,318 A 4/1984 Berger  
4,493,441 A 1/1985 Sedam et al.

(75) Inventors: **Jason Alan Born**, Loveland, OH (US);  
**David James Emmons**, Plymouth, MN (US);  
**Johannes Nikolai Gaston**, Minnetonka, MN (US);  
**Douglas James VanOrnum**, Minnetonka, MN (US);  
**Dominic James Daunter**, Howell, MI (US);  
**Noah Eberhard Dingler**, Waterford, MI (US)

(Continued)

FOREIGN PATENT DOCUMENTS

DE 296 11 611 U1 3/1996

(Continued)

*Primary Examiner*—Robin V Webster

(74) *Attorney, Agent, or Firm*—Kelly L. McDow; Andrew A. Paul

(73) Assignee: **PUR Water Purification Products, Inc.**, Cincinnati, OH (US)

(57) **CLAIM**

(\*\*) Term: **14 Years**

The ornamental design for a dispenser cartridge and pitcher, as shown.

(21) Appl. No.: **29/250,522**

(22) Filed: **Nov. 17, 2006**

**DESCRIPTION**

(51) **LOC (8) Cl.** ..... **23-01**

FIG. 1 is a perspective view of a dispenser cartridge and pitcher illustrating our new design;

(52) **U.S. Cl.** ..... **D23/209; D7/319**

FIG. 2 is a left side elevational view of the design of FIG. 1;

(58) **Field of Classification Search** ..... **D23/207,**

**D23/209; 222/164-5; 210/282, 635; D9/316-319**

See application file for complete search history.

FIG. 3 is a right side elevational view of the design of FIG. 1;

FIG. 4 is a front side elevational view of the design of FIG. 1;

FIG. 5 is a back side elevational view of the design of FIG. 1;

FIG. 6 is a top planar view of the design of FIG. 1;

FIG. 7 is a bottom planar view of the design of FIG. 1;

FIG. 8 is a perspective view of the design in an alternate position;

FIG. 9 is a left side elevational view of the design of FIG. 8;

FIG. 10 is a right side elevational view of the design of FIG. 8;

FIG. 11 is a front side elevational view of the design of FIG. 8;

FIG. 12 is a back side elevational view of the design of FIG. 8;

FIG. 13 is a top planar view of the design of FIG. 8; and,

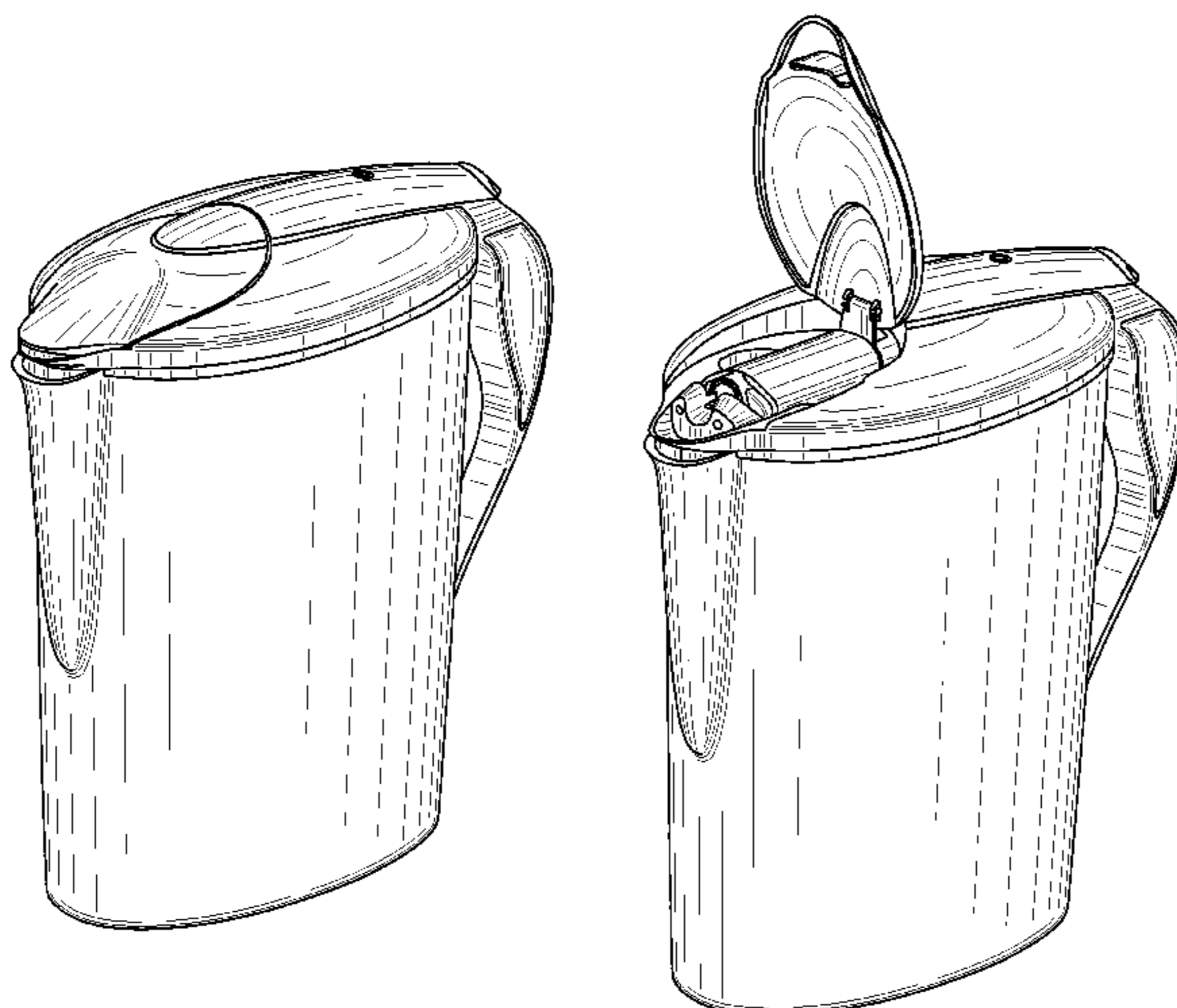
FIG. 14 is a bottom planar view of the design of FIG. 8.

(56) **References Cited**

U.S. PATENT DOCUMENTS

2,684,787 A	7/1954	Charpiat
2,823,833 A	2/1958	Bauerlein
2,894,377 A	7/1959	Shikles, Jr. et al.
3,240,395 A	3/1966	Carver
3,266,672 A	8/1966	Dean
3,280,591 A	10/1966	Webster
3,292,822 A	12/1966	Crowder et al.
3,299,663 A	1/1967	Butcher
3,312,083 A	4/1967	Scoggins et al.
3,321,097 A	5/1967	Solowey
3,769,977 A	11/1973	Victory
3,974,847 A	8/1976	Hodges
4,173,296 A	11/1979	Marshall
4,196,817 A	4/1980	Moser
4,306,667 A	12/1981	Sedam et al.
4,335,837 A	6/1982	Bono

**1 Claim, 12 Drawing Sheets**



# US D576,250 S

Page 2

## U.S. PATENT DOCUMENTS

4,496,080	A	1/1985	Farber et al.	
4,526,730	A	7/1985	Cochran et al.	
4,566,287	A	1/1986	Schmidt et al.	
4,610,145	A	9/1986	Arzberger et al.	
4,627,554	A	12/1986	Leibinsohn	
4,629,098	A	12/1986	Eger	
4,632,275	A	12/1986	Parks	
4,633,678	A	1/1987	Lea et al.	
4,635,824	A	1/1987	Gaunt et al.	
4,651,905	A	3/1987	Hayes	
4,660,741	A	4/1987	Kirschner et al.	
4,674,656	A	6/1987	Wiley et al.	
4,676,283	A	6/1987	Caldwell	
4,703,770	A	11/1987	Arzberger et al.	
4,708,266	A	11/1987	Rudick	
4,750,645	A	6/1988	Wilson et al.	
4,752,018	A	6/1988	Rudick et al.	
4,852,781	A	8/1989	Shurnick et al.	
4,958,629	A	9/1990	Peace et al.	
5,060,833	A	10/1991	Edison et al.	
5,096,095	A	3/1992	Burton	
5,114,048	A	5/1992	Minke	
5,211,973	A	5/1993	Nohren, Jr.	
5,215,231	A	6/1993	Paczonay	
D386,041	S *	11/1997	Tanner et al. ....	D7/319
5,772,017	A	6/1998	Kang	
5,922,378	A	7/1999	Kagan et al.	
5,993,648	A	11/1999	Hunter et al.	
6,024,012	A	2/2000	Luzenberg, Jr.	
6,220,490	B1	4/2001	O'Hara	
6,221,416	B1	4/2001	Nohren, Jr.	
D444,843	S *	7/2001	Hilgers et al. ....	D23/207
6,372,270	B1	4/2002	Denny	
6,409,099	B1	6/2002	Goodwin et al.	

6,419,166	B1	7/2002	Brzezinski et al.	
6,482,451	B1	11/2002	Baron	
6,497,348	B2	12/2002	Forsman et al.	
6,517,878	B2	2/2003	Heczko	
6,540,070	B1	4/2003	Conwell	
6,569,329	B1	5/2003	Nohren, Jr.	
6,651,824	B2	11/2003	Miller	
6,652,893	B2	11/2003	Berson	
6,935,523	B2 *	8/2005	Ahn .....	211/195
6,959,839	B2	11/2005	Roth et al.	
7,018,531	B2	3/2006	Eilers et al.	
D520,597	S *	5/2006	Witte .....	D23/209
D524,087	S *	7/2006	Ali .....	D7/317
D546,113	S *	7/2007	Ruoff .....	D7/319
2003/0019764	A1	1/2003	Baldwin et al.	
2003/0234212	A1	12/2003	Ito et al.	
2004/0161504	A1	8/2004	Daniels et al.	
2004/0262328	A1	12/2004	Nilsen	
2005/0040092	A1	2/2005	Eilers et al.	
2005/0051494	A1	3/2005	Na et al.	
2005/0127101	A1	6/2005	Roth et al.	
2005/0133420	A1	6/2005	Rinker et al.	
2005/0258082	A1	11/2005	Lund et al.	
2006/0006107	A1	1/2006	Olson et al.	
2006/0021919	A1	2/2006	Olson et al.	
2006/0191824	A1	8/2006	Arett et al.	

## FOREIGN PATENT DOCUMENTS

JP	01027458	A	1/1989
JP	08113295	A	7/1996
WO	91-17949		11/1991
WO	2004013047	A2	8/2003
WO	2005000079	A1	6/2004

\* cited by examiner



Fig. 1




Fig. 2




Fig. 3

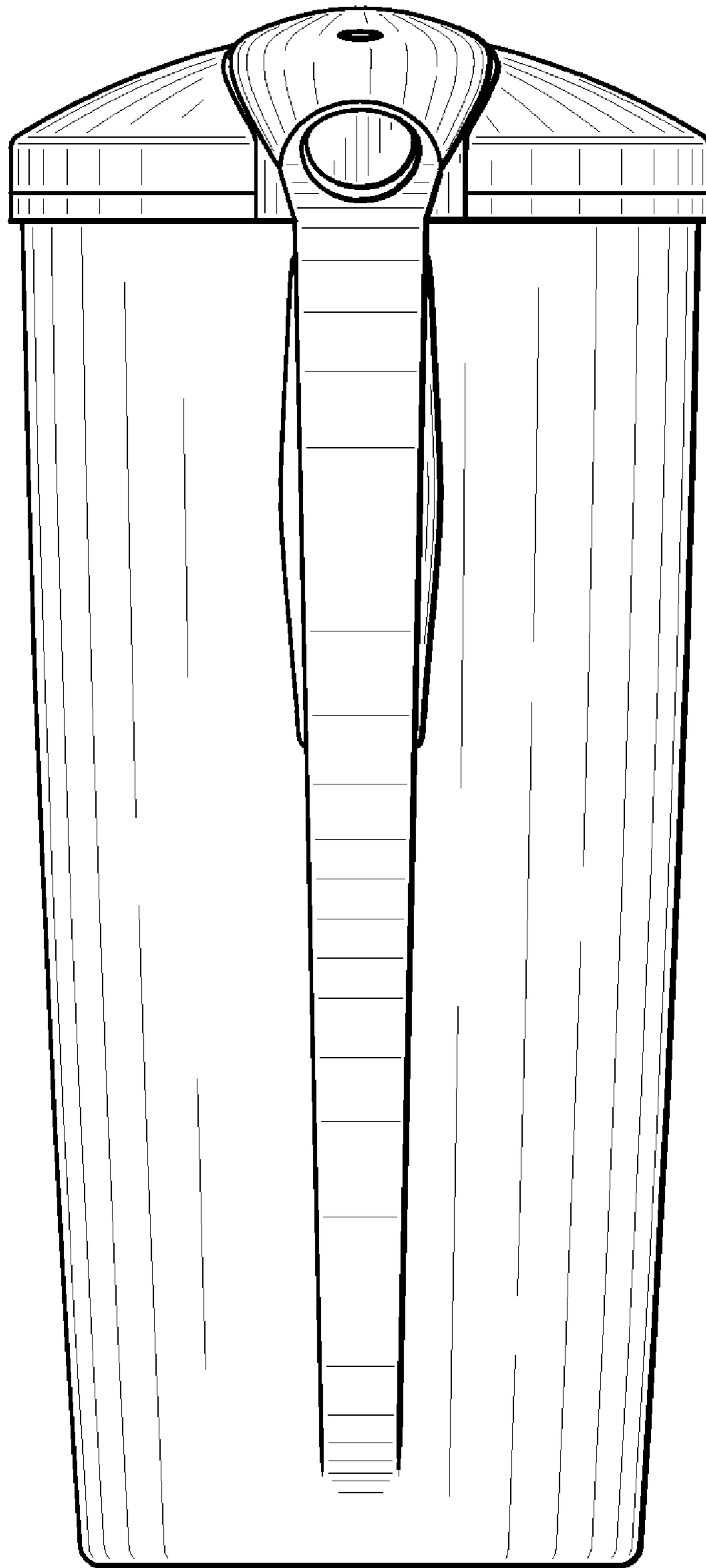


Fig. 4

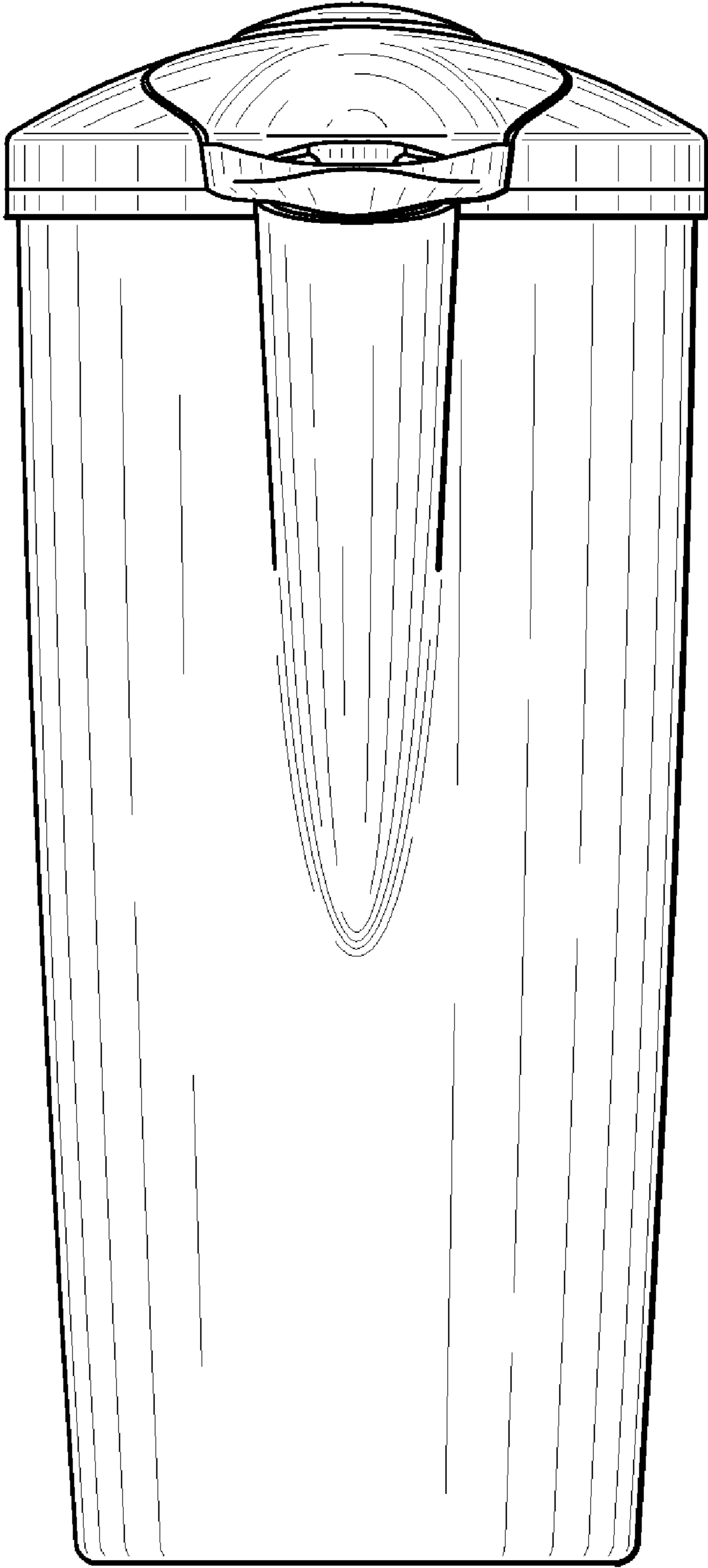


Fig. 5

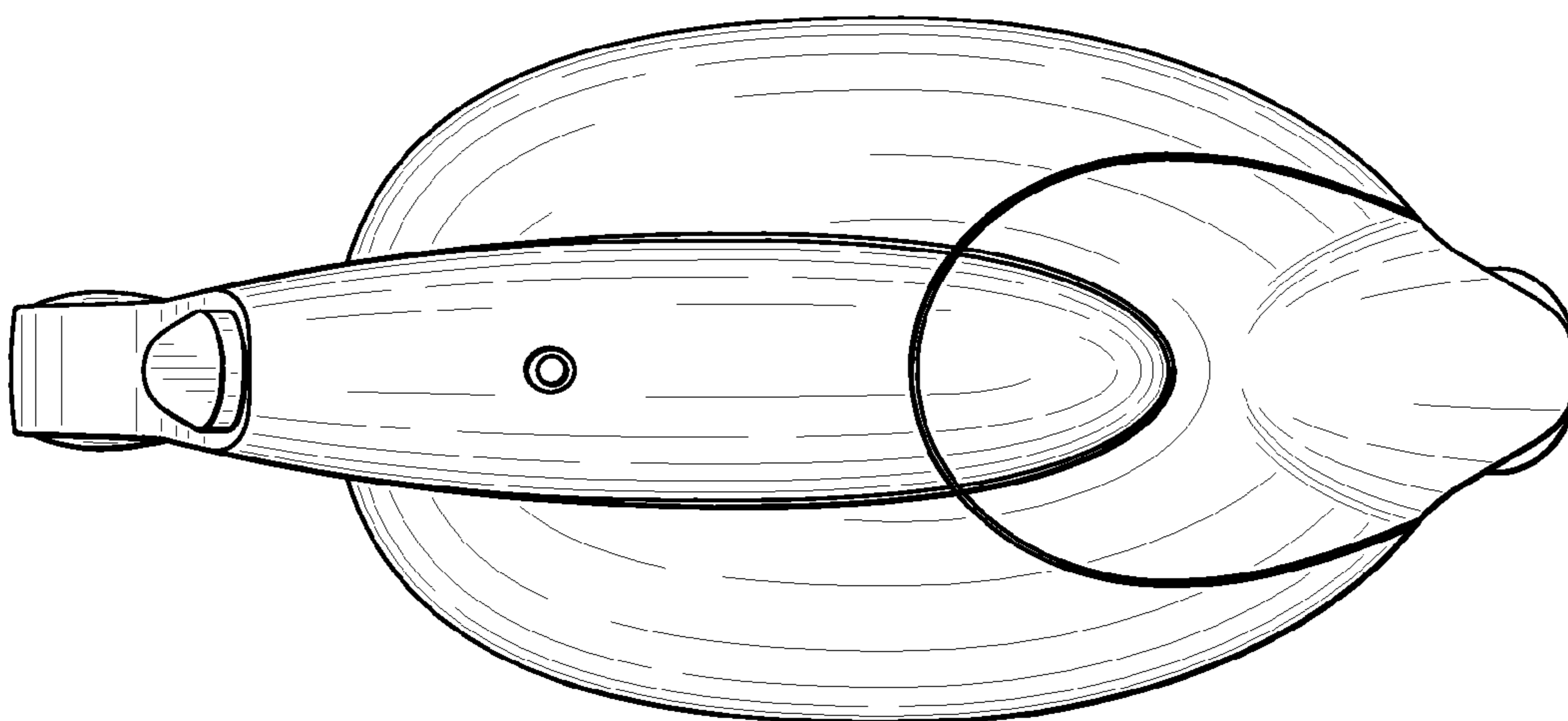


Fig. 6

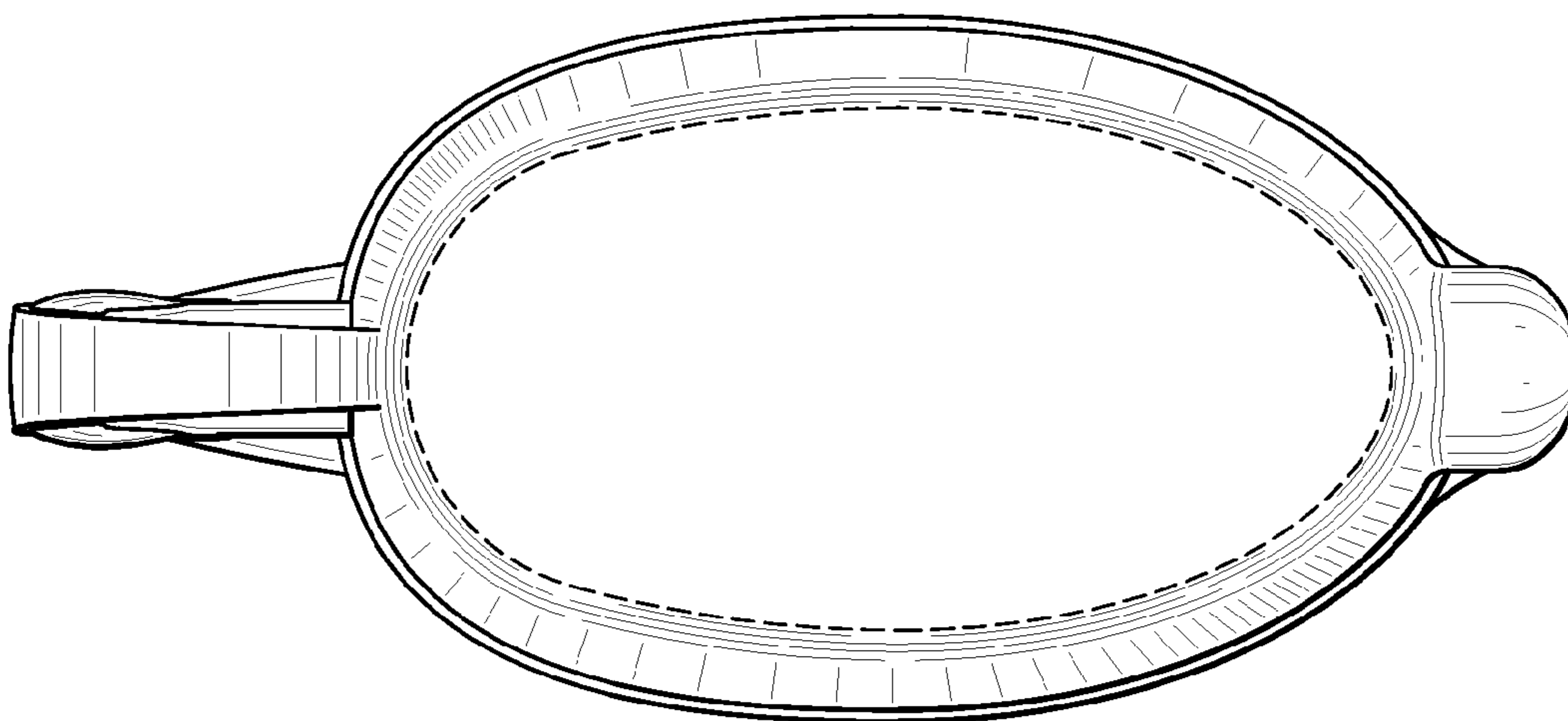


Fig. 7





Fig. 8




Fig. 9




Fig. 10




Fig. 11




Fig. 12

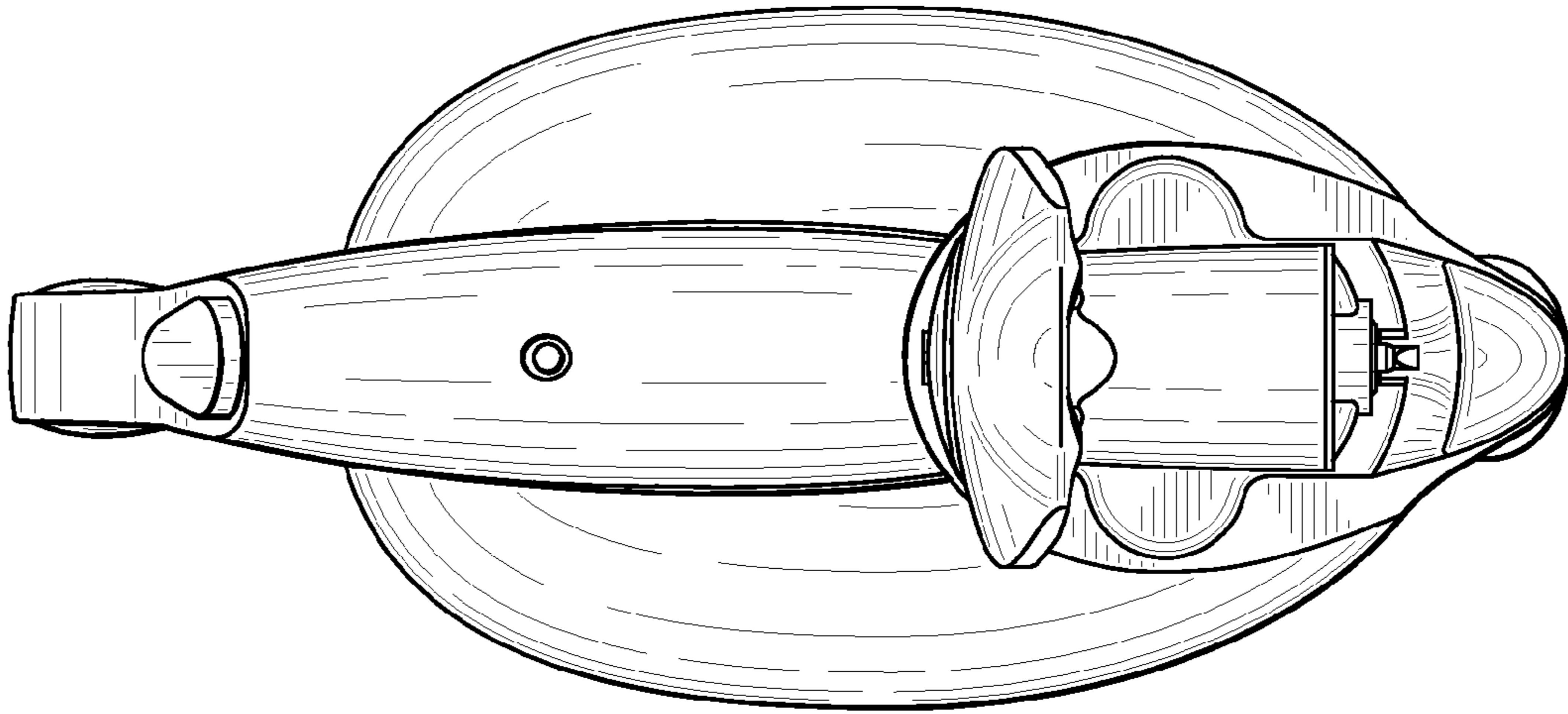


Fig. 13

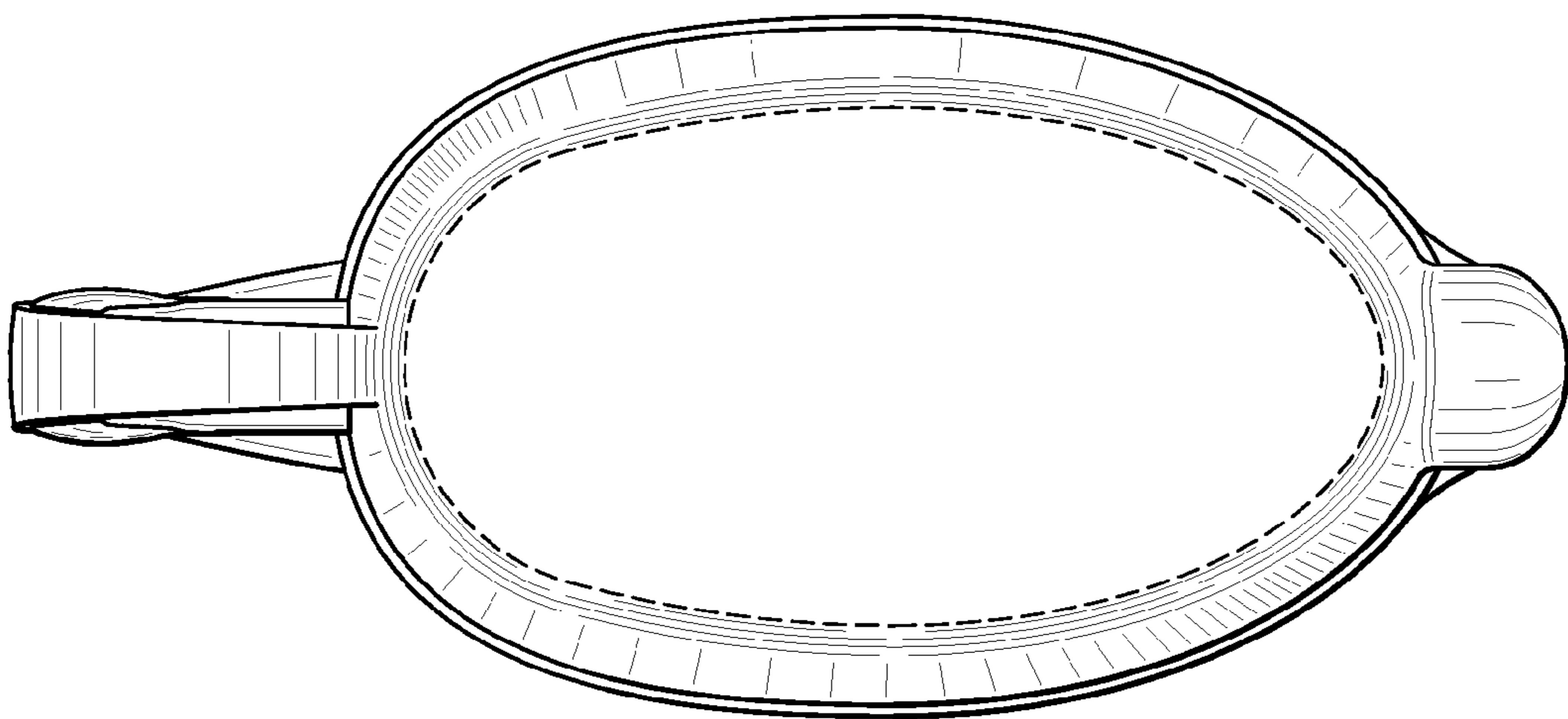


Fig. 14