

US00D576249S

(12) **United States Design Patent**
Camacho

(10) **Patent No.:** **US D576,249 S**

(45) **Date of Patent:** **** Sep. 2, 2008**

(54) **TIRE FOUNTAIN AND POND**

D461,222 S * 8/2002 Bright et al. D23/201
6,644,560 B2 * 11/2003 Polzin et al. 239/17

(76) Inventor: **David Joseph Camacho**, P.O. Box 7777,
Menifee, CA (US) 92552

* cited by examiner

(**) Term: **14 Years**

Primary Examiner—Robin V Webster
(74) *Attorney, Agent, or Firm*—Christina S. Loza; Loza &
Loza, LLP

(21) Appl. No.: **29/280,225**

(22) Filed: **May 21, 2007**

(57) **CLAIM**

(51) **LOC (8) Cl.** **20-01**

The ornamental design for a tire fountain and pond, as shown
and described.

(52) **U.S. Cl.** **D23/201**

(58) **Field of Classification Search** D23/201;
D12/500-501; 239/17-20

DESCRIPTION

See application file for complete search history.

FIG. 1 is a perspective view of a tire fountain and pond,
showing my new design;

(56) **References Cited**

FIG. 2 is a top view thereof; and,

U.S. PATENT DOCUMENTS

FIG. 3 is a side view thereof.

D231,457 S * 4/1974 Jepsen et al. D23/201

The broken line showing of environment is for illustrative
purposes only and forms no part of the claimed design.

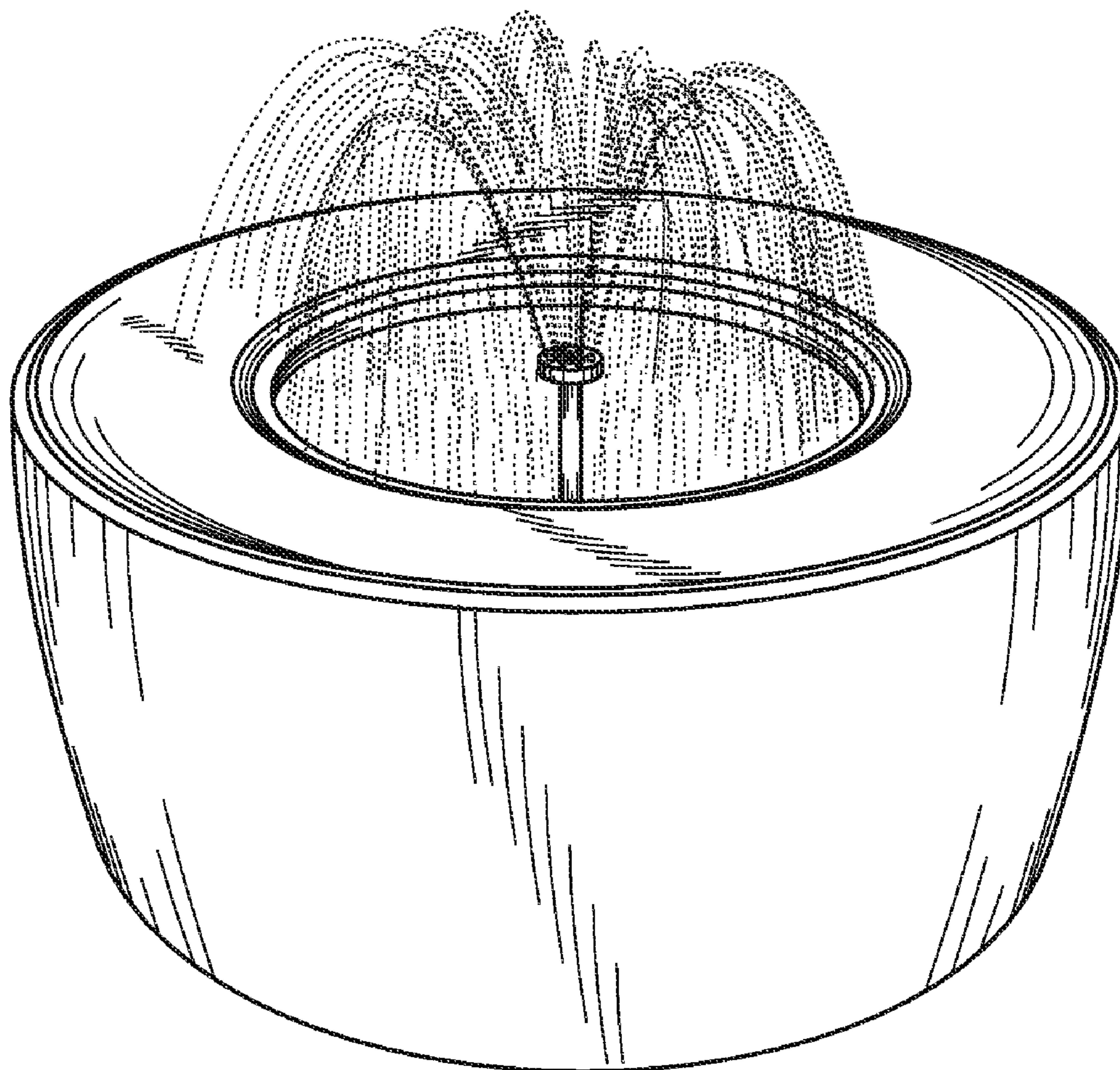
D239,268 S * 3/1976 Fillmore D12/501

D330,884 S * 11/1992 Harr D12/209

D421,941 S * 3/2000 Cheng D12/501

D454,613 S * 3/2002 Wood D23/201

1 Claim, 3 Drawing Sheets



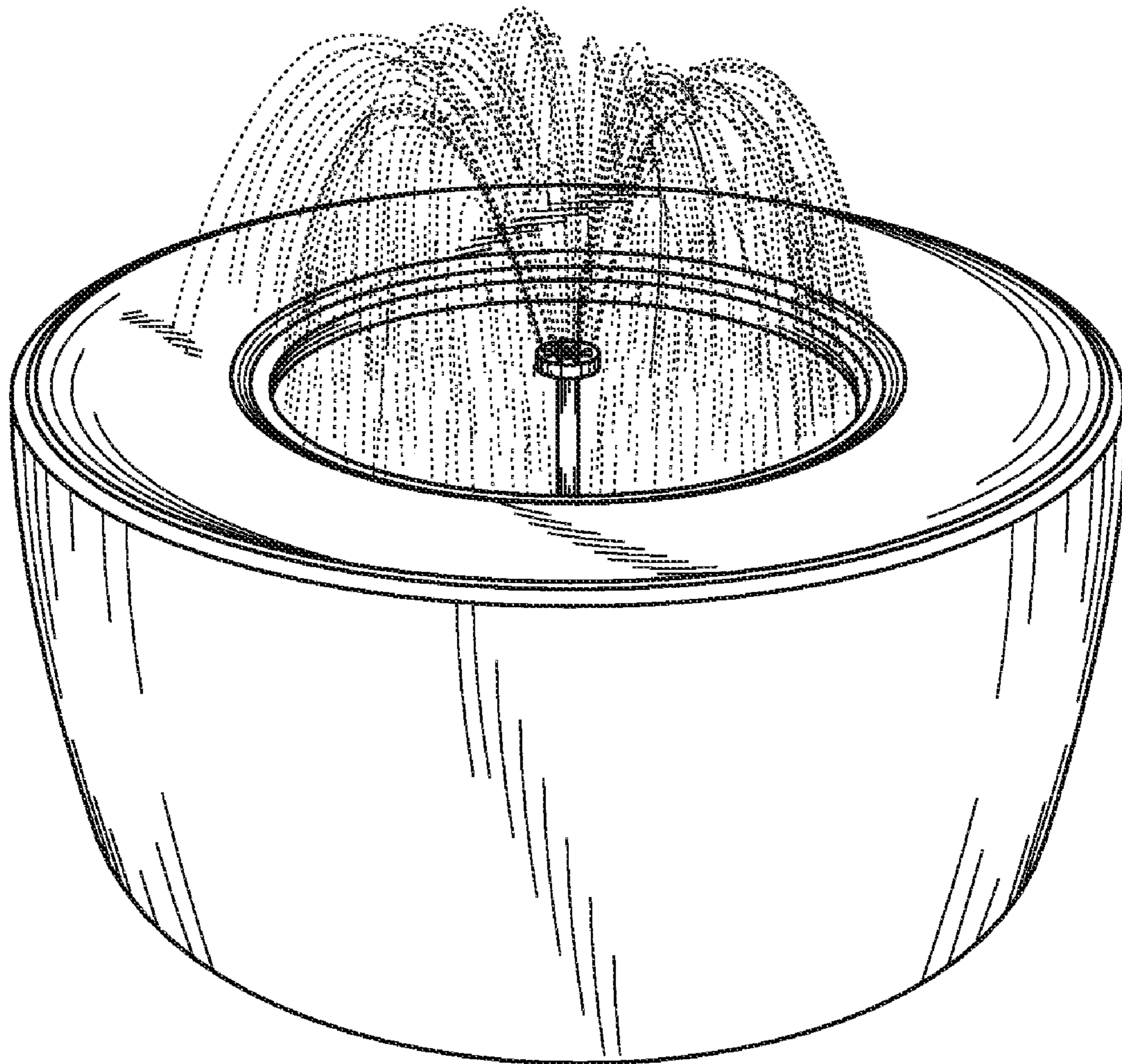


FIG. 1

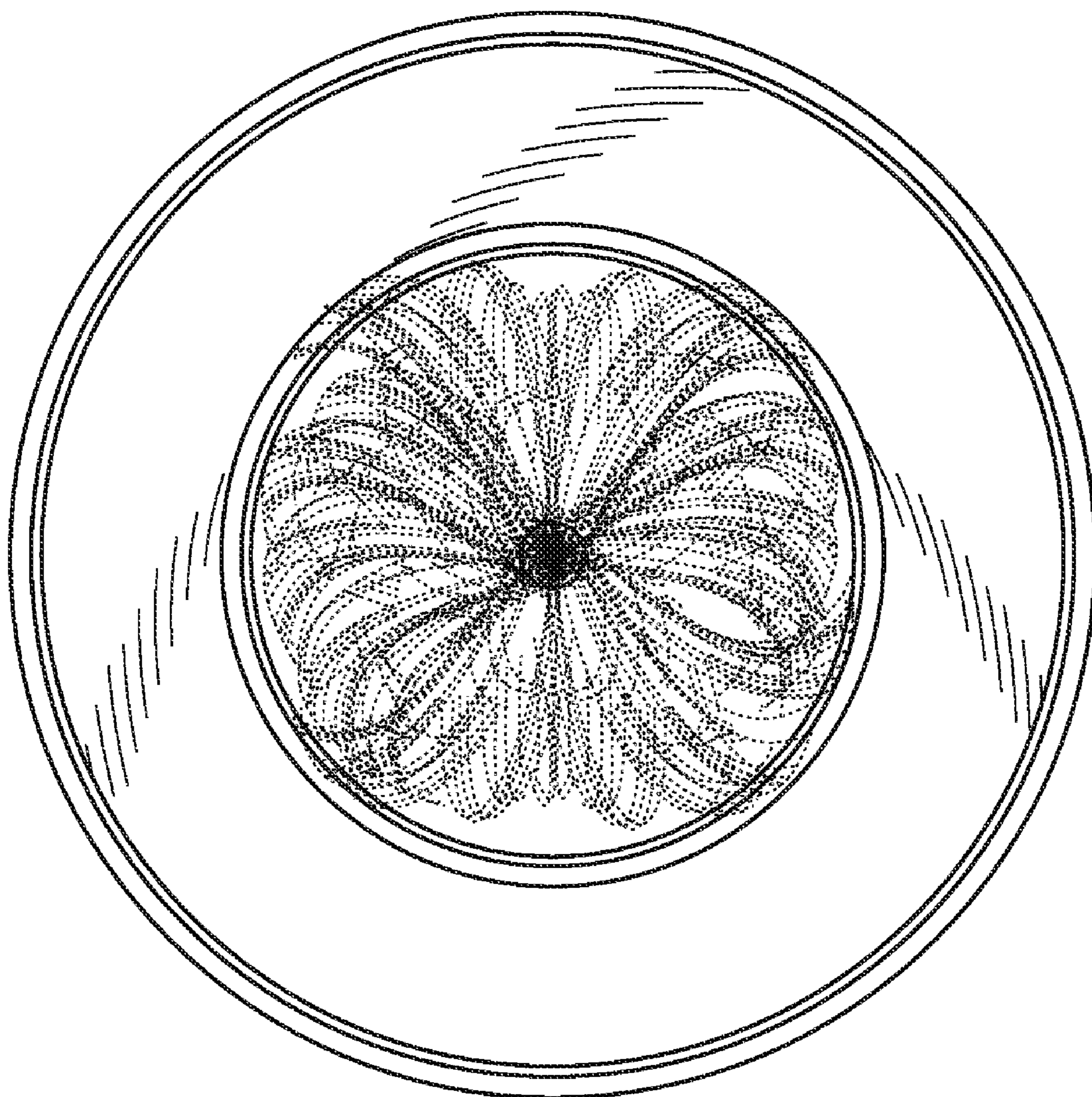


FIG. 2




FIG. 3