



US00D576240S

(12) **United States Design Patent**  
**Chen**

(10) **Patent No.:** **US D576,240 S**

(45) **Date of Patent:** **\*\* Sep. 2, 2008**

(54) **GOLF CLUB GRIP**

(75) Inventor: **Xiaojian Chen**, Phoenix, AZ (US)

(73) Assignee: **Karsten Manufacturing Corporation**,  
Phoenix, AZ (US)

(\*\*) Term: **14 Years**

(21) Appl. No.: **29/283,455**

(22) Filed: **Aug. 15, 2007**

(51) **LOC (8) Cl.** ..... **21-02**

(52) **U.S. Cl.** ..... **D21/756**

(58) **Field of Classification Search** ..... D21/756-757,  
D21/789; 473/300-303

See application file for complete search history.

(56) **References Cited**

**U.S. PATENT DOCUMENTS**

D228,198 S *	8/1973	Spencer	.....	D21/756
D321,546 S *	11/1991	DeLuca	.....	D21/756
D512,758 S *	12/2005	Tuerschmann et al.	.....	D21/756
D524,390 S *	7/2006	Tuerschmann	.....	D21/756
D534,602 S *	1/2007	Norton et al.	.....	D21/756
D534,603 S *	1/2007	Norton et al.	.....	D21/756
D534,604 S *	1/2007	Norton et al.	.....	D21/756
D534,606 S *	1/2007	Norton et al.	.....	D21/756
D534,607 S *	1/2007	Norton et al.	.....	D21/756
D534,975 S *	1/2007	Norton et al.	.....	D21/756
D536,048 S *	1/2007	Chen	.....	D21/756

D545,388 S *	6/2007	Chen	.....	D21/756
D548,808 S *	8/2007	Chen	.....	D21/756
D556,847 S *	12/2007	DeVaney	.....	D21/756
D562,923 S *	2/2008	DeVaney et al.	.....	D21/756
D562,924 S *	2/2008	DeVaney et al.	.....	D21/756

**OTHER PUBLICATIONS**

Xiaojian Chen, "Golf Putter Grip," U.S. Appl. No. 29/263,748, filed Jul. 28, 2006.

Xiaojian Chen, "Golf Club Grip," U.S. Appl. No. 29/283,456, filed Aug. 15, 2007.

\* cited by examiner

*Primary Examiner*—Mitchell I Siegel

(57) **CLAIM**

The ornamental design for a golf club grip, as shown and described.

**DESCRIPTION**

FIG. 1 is a front elevational view of a golf club grip;

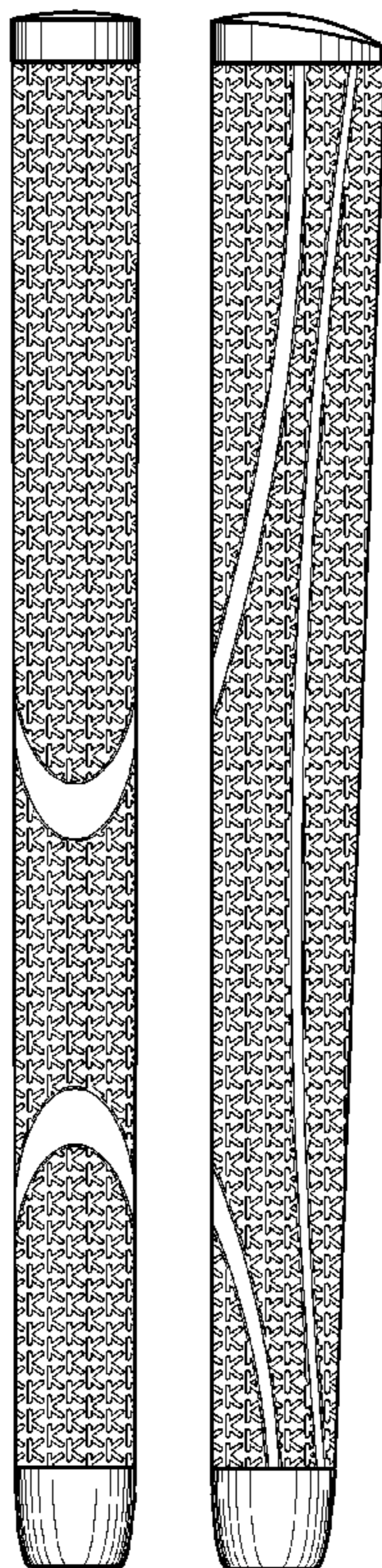
FIG. 2 is a left side elevational view of the golf club grip of FIG. 1; the right side elevational view being a mirror image thereof;

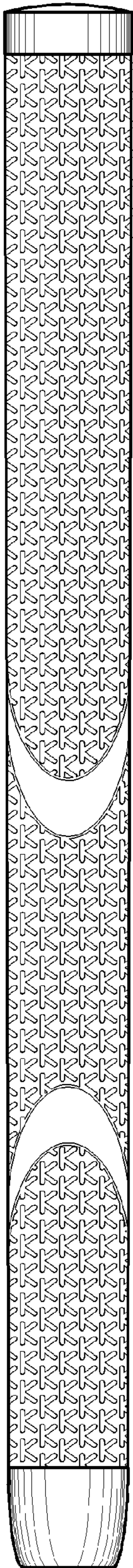
FIG. 3 is a rear elevational view of the golf club grip of FIG. 1;

FIG. 4 is a top plan view of the golf club grip of FIG. 1; and,

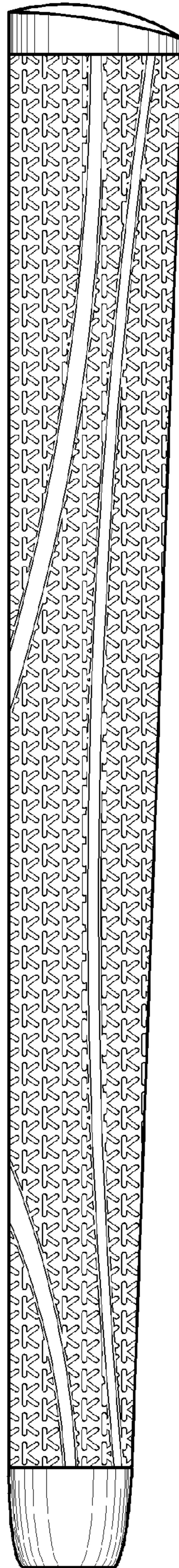
FIG. 5 is a bottom plan view of the golf club grip of FIG. 1.

**1 Claim, 2 Drawing Sheets**






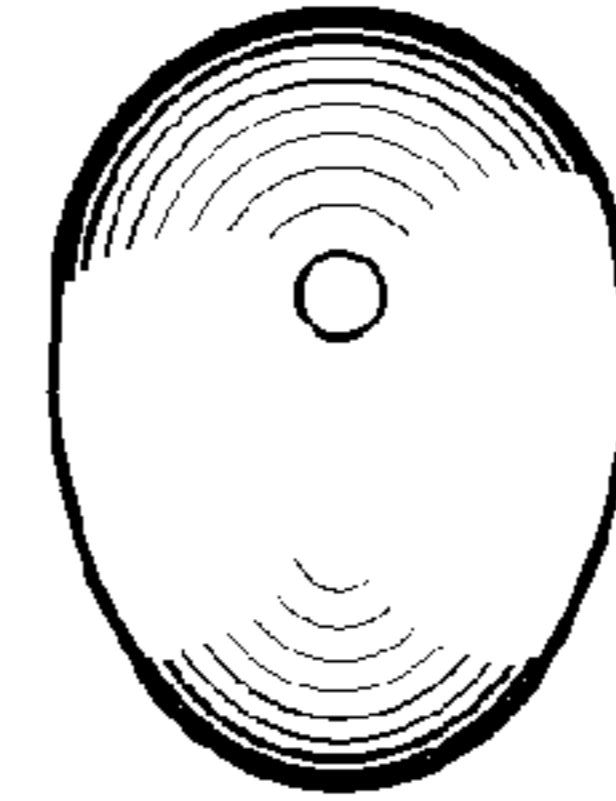
*Fig. 1*



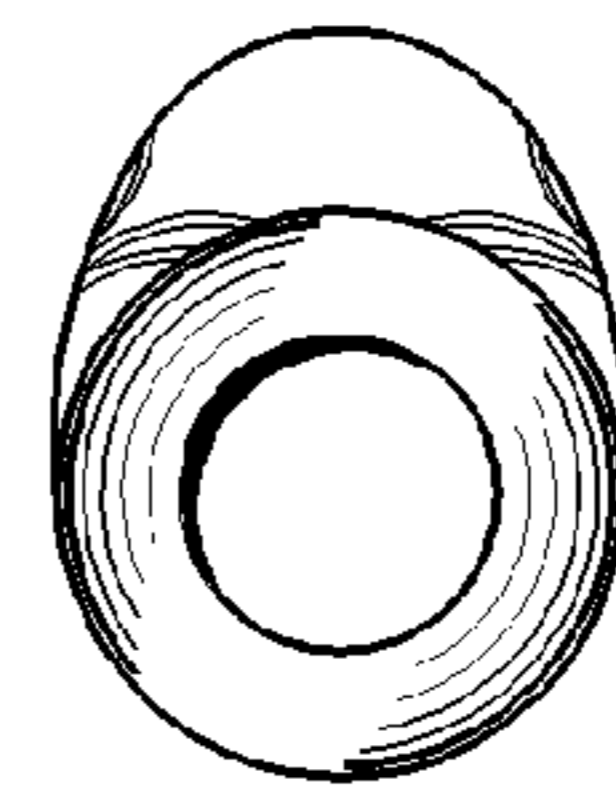
*Fig. 2*



*Fig. 3*



*Fig. 4*



*Fig. 5*