



US00D576236S

(12) **United States Design Patent**
Kelley

(10) **Patent No.:** **US D576,236 S**

(45) **Date of Patent:** **** Sep. 2, 2008**

(54) **GOLF TEE**

(76) **Inventor:** **Carl Lee Kelley**, 3390 Clague Rd.,
North Olmsted, OH (US) 44070

(**) **Term:** **14 Years**

(21) **Appl. No.:** **29/294,453**

(22) **Filed:** **Jan. 14, 2008**

(51) **LOC (8) Cl.** **21-02**

(52) **U.S. Cl.** **D21/717**

(58) **Field of Classification Search** D21/717-721,
D21/789-796; 473/387-403

See application file for complete search history.

(56) **References Cited**

U.S. PATENT DOCUMENTS

1,554,321	A *	9/1925	Banigan	473/388
2,551,486	A *	5/1951	Burden	294/19.2
D337,364	S *	7/1993	Piper et al.	D21/717
5,839,972	A *	11/1998	Swanson	473/286
D533,241	S *	12/2006	Calhoon et al.	D21/717
2004/0166964	A1 *	8/2004	Toyosawa et al.	473/387

FOREIGN PATENT DOCUMENTS

JP 2005065945 A * 3/2005

* cited by examiner

Primary Examiner—Catherine Tuttle

(74) *Attorney, Agent, or Firm*—Charles H. Grace

(57) **CLAIM**

I claim the ornamental design for a golf tee, as shown and described.

DESCRIPTION

FIG. 1 is a top plan view of a golf tee having my new design; and,


FIG. 2 is a side elevational view thereof, showing a lightning stroke design on the outer surface of the visible leg.

The outer surface of each of the other four legs bears a lightning stroke design identical to that shown on the visible leg of FIG. 2.

The broken line showing of the golf ball, club and grass is included for the purpose of illustrating the environment of the golf tee and forms no part of the claimed design.

The broken line circle is included in FIG. 1 for the purpose of illustrating a portion of the tee that forms no part of the claimed design.

1 Claim, 1 Drawing Sheet






FIG. 1

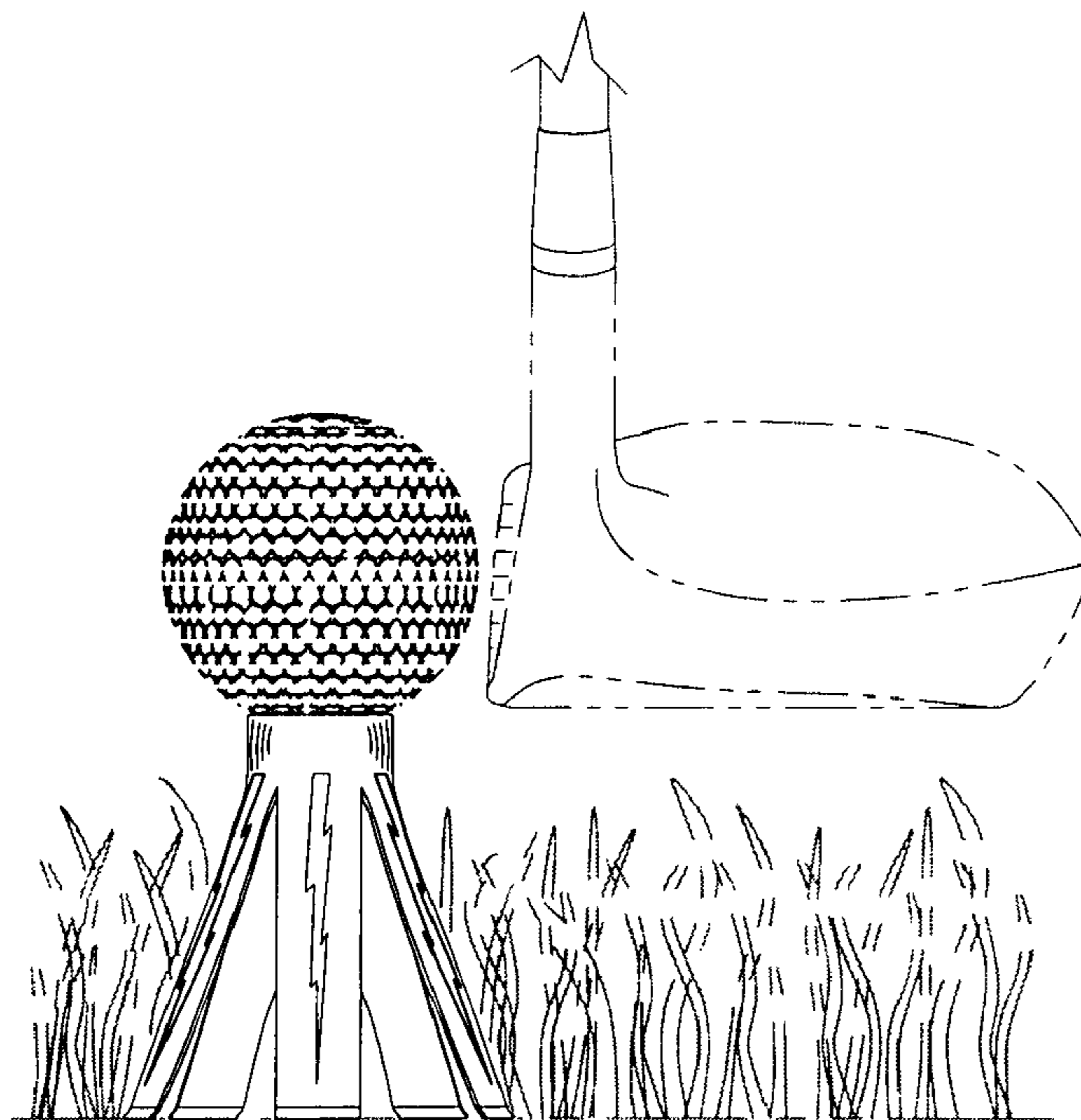


FIG. 2