

US00D576232S

(12) **United States Design Patent**
Rasmussen et al.

(10) **Patent No.:** **US D576,232 S**
(45) **Date of Patent:** **** Sep. 2, 2008**

(54) **RACQUET STYLE FUNCTIONAL TRAINING HANDLE FOR EXERCISE MACHINES**

(75) Inventors: **Robert A. Rasmussen**, Bellevue, WA (US); **A. Buell Ish, III**, Redmond, WA (US)

(73) Assignee: **Vectra Fitness, Inc.**, Kent, WA (US)

(**) Term: **14 Years**

(21) Appl. No.: **29/281,782**

(22) Filed: **Jun. 29, 2007**

(51) **LOC (8) Cl.** **21-02**

(52) **U.S. Cl.** **D21/694; D21/753**

(58) **Field of Classification Search** D21/662, D21/673, 675-676, 694, 719, 725, 277, 729, D21/753, 756-757, 780, 791, 799.1; 473/219, 473/226, 229, 457, 497; 482/49, 92-94, 482/100, 110, 129, 139

See application file for complete search history.

(56) **References Cited**

U.S. PATENT DOCUMENTS

2,280,382	A *	4/1942	Davis	473/549
3,414,260	A *	12/1968	Gust	482/109
D330,060	S *	10/1992	Fagen	D21/756
D370,042	S *	5/1996	Blonski	D21/756
D370,043	S *	5/1996	Blonski	D21/756
D370,244	S *	5/1996	Blonski	D21/756
D370,954	S *	6/1996	Blonski	D21/756
D378,935	S *	4/1997	Blonski	D21/731

D380,244	S *	6/1997	Naumoff	D21/756
D458,323	S *	6/2002	Pullaro	D21/729
2004/0229736	A1 *	11/2004	Dise et al.	482/139

* cited by examiner

Primary Examiner—T. Chase Nelson

Assistant Examiner—Roselynn Cody

(74) *Attorney, Agent, or Firm*—Constellation Law Group, PLLC; Dale C. Barr, Esq.

(57) **CLAIM**

The ornamental design for a racquet style functional training handle for exercise machines, as shown and described.

DESCRIPTION

FIG. 1 is a perspective view of a racquet style functional training handle for exercise machines showing my new design in a representative operating environment.

FIG. 2 is a front isometric view showing my new design in isolation;

FIG. 3 is a front elevational view thereof;

FIG. 4 is a top plan view thereof;

FIG. 5 is a left side elevational view thereof;

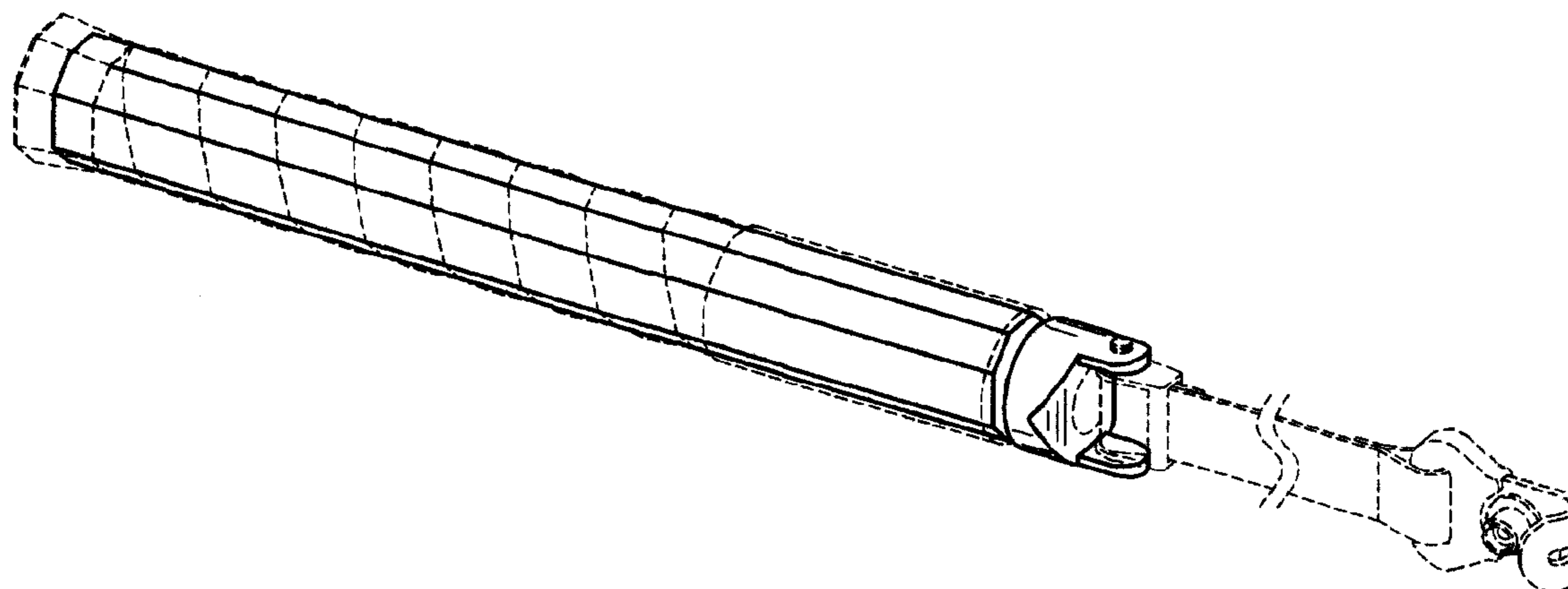
FIG. 6 is a back elevational view thereof;

FIG. 7 is a bottom plan view thereof; and,

FIG. 8 is a right side elevation view thereof.

The broken lines are directed to environment and are for illustrative purposes only. The broken lines form no part of the claimed design.

1 Claim, 4 Drawing Sheets



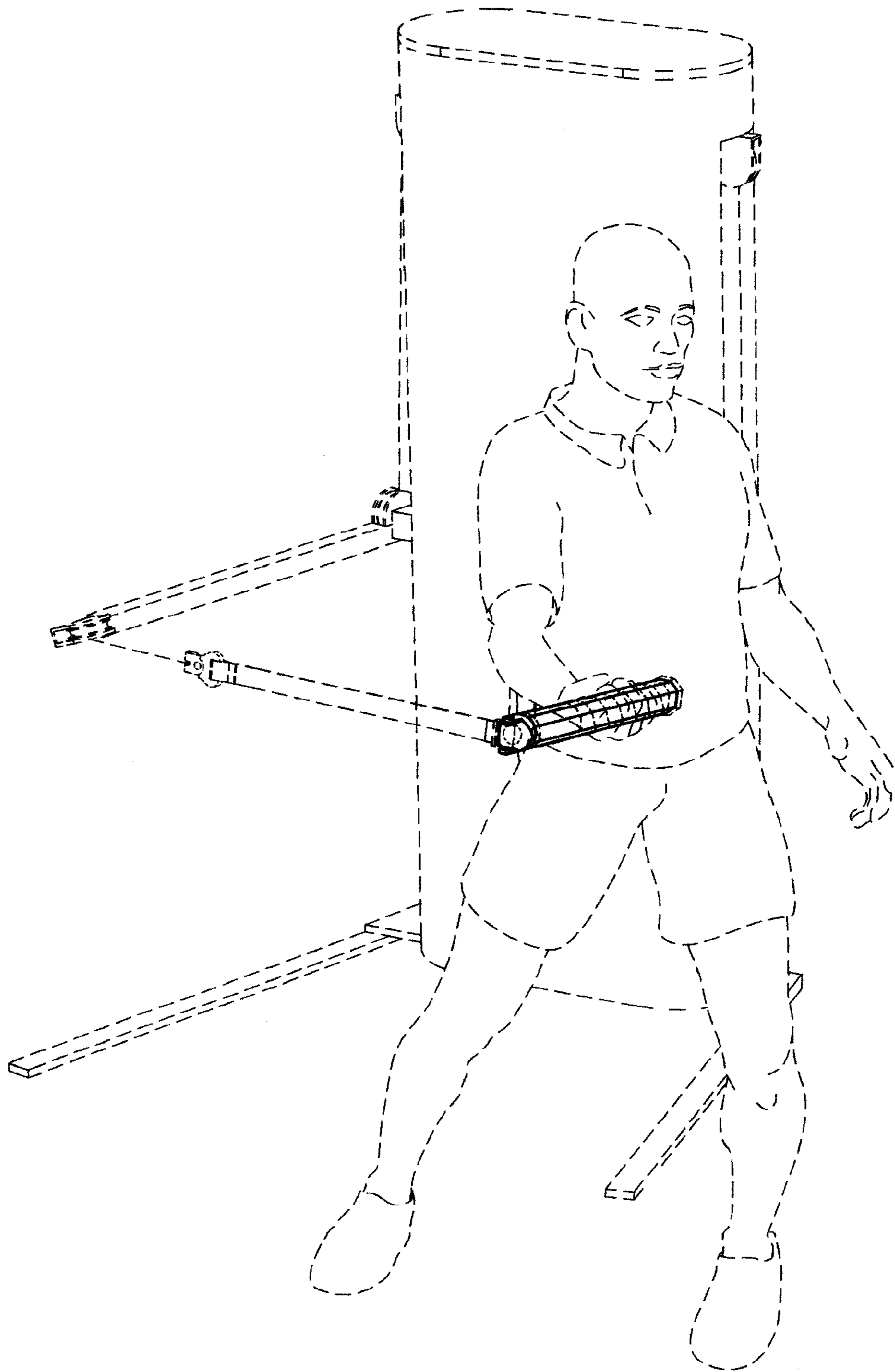


FIG.1

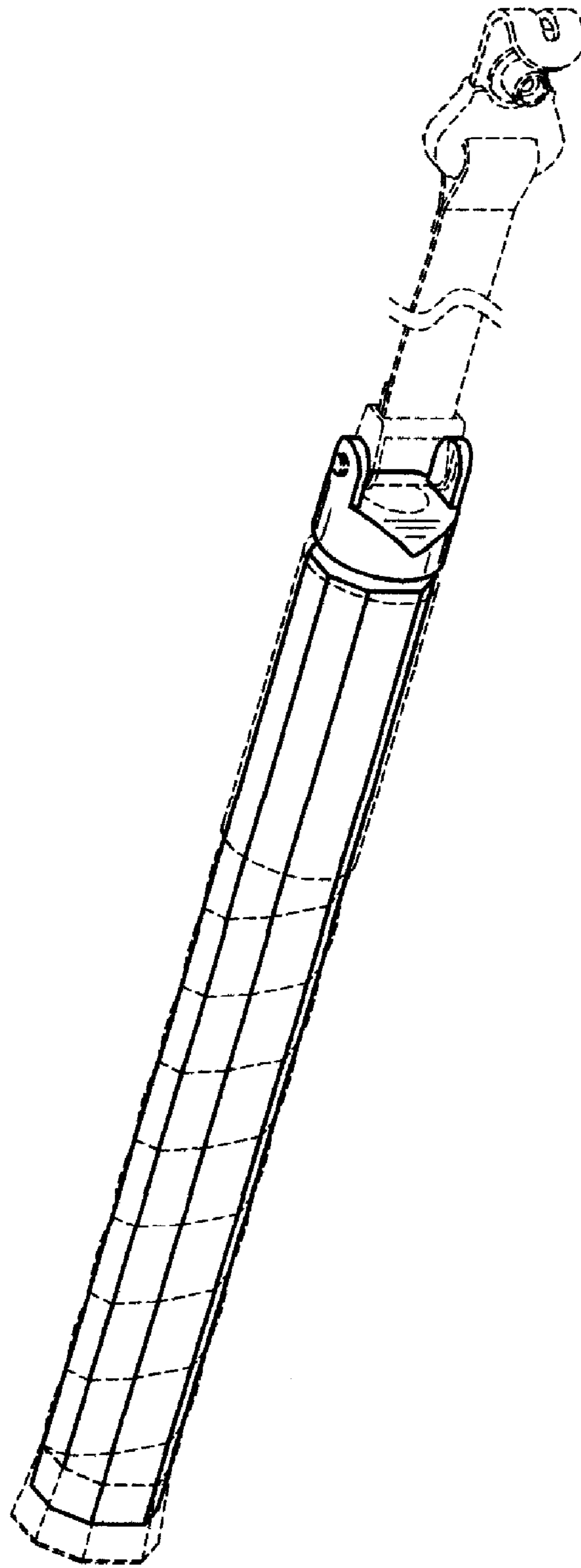


FIG. 2




FIG. 3




FIG. 4

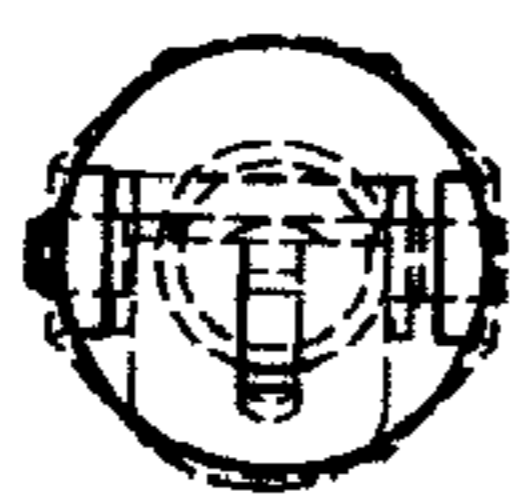


FIG. 5

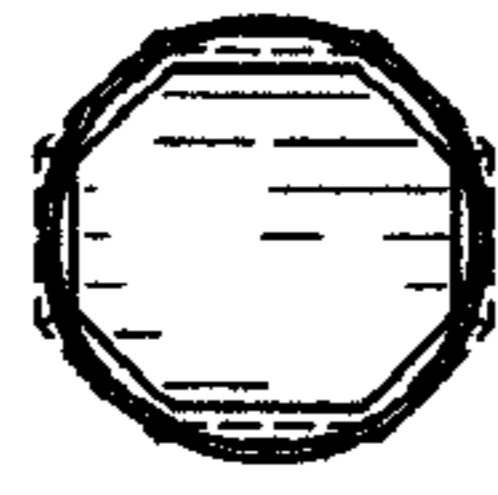


FIG. 8




FIG. 6




FIG. 7