



US00D576224S

(12) **United States Design Patent**  
**Auberger et al.**

(10) **Patent No.:** **US D576,224 S**  
(45) **Date of Patent:** **\*\* Sep. 2, 2008**

(54) **DOLL**

(75) Inventors: **Benoît Auberger**, Mouilleron en Pareds (FR); **Christelle Boutin**, Bressuire (FR)

(73) Assignee: **WESCO Company S.A.**, Cerizay (FR)

(\*\*) Term: **14 Years**

(21) Appl. No.: **29/288,792**

(22) Filed: **Jun. 19, 2007**

(30) **Foreign Application Priority Data**

Dec. 19, 2006 (EM) ..... 000640768-0036

(51) **LOC (8) Cl.** ..... **21-01**

(52) **U.S. Cl.** ..... **D21/621**

(58) **Field of Classification Search** ..... D21/621,  
D21/623, 625, 630, 631, 634, 645-649, 659;  
446/136, 268, 305, 360-361, 376, 379, 382-384  
See application file for complete search history.

(56) **References Cited**

**U.S. PATENT DOCUMENTS**

D67,536 S \* 6/1925 Munson ..... D21/631  
D265,752 S \* 8/1982 Miller Stoll et al. .... D21/631  
4,729,751 A \* 3/1988 Schiavo et al. .... 446/268  
D295,202 S \* 4/1988 Updike ..... D21/625

D353,635 S \* 12/1994 Leetzow ..... D21/631  
D368,122 S \* 3/1996 Nelson ..... D21/631  
D417,899 S \* 12/1999 Sloan ..... D21/754  
D441,809 S \* 5/2001 Balbach ..... D21/631  
D445,150 S \* 7/2001 Stolpen ..... D21/577  
D445,848 S \* 7/2001 Hammond ..... D21/588  
D450,787 S \* 11/2001 Jenkins et al. .... D21/577  
D474,251 S \* 5/2003 Reiher et al. .... D21/631  
D474,515 S \* 5/2003 Reiher et al. .... D21/631  
D482,083 S \* 11/2003 Williams ..... D21/621  
D482,745 S \* 11/2003 Donaldson ..... D21/631  
D519,170 S \* 4/2006 De Leo ..... D21/631

\* cited by examiner

*Primary Examiner*—Janice E. Seeger

*Assistant Examiner*—Zenita I. Bennett

(74) *Attorney, Agent, or Firm*—Horst M. Kasper

(57) **CLAIM**

The ornamental design for a doll, as shown and described.

**DESCRIPTION**

FIG. 1 is a perspective view of a doll;


FIG. 2 is a right side elevational view thereof;

FIG. 3 is a left side elevational view thereof;

FIG. 4 is a front elevational view thereof; and,

FIG. 5 is a rear side elevational view thereof.

**1 Claim, 1 Drawing Sheet**






Fig.1

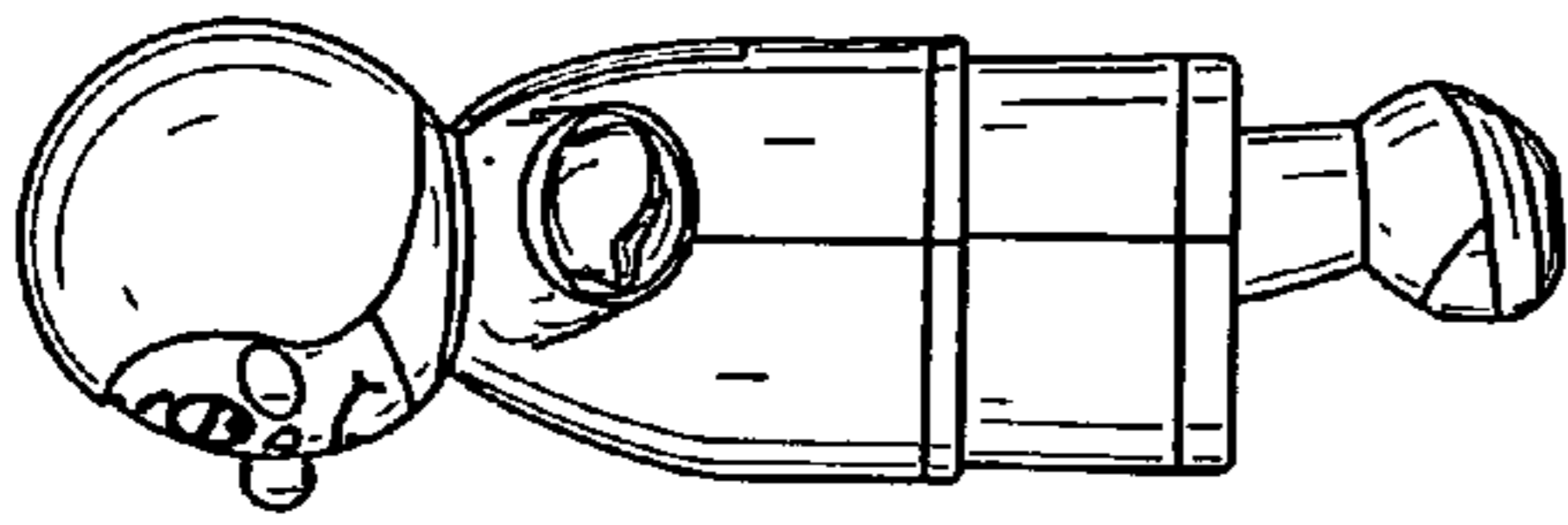


Fig.2

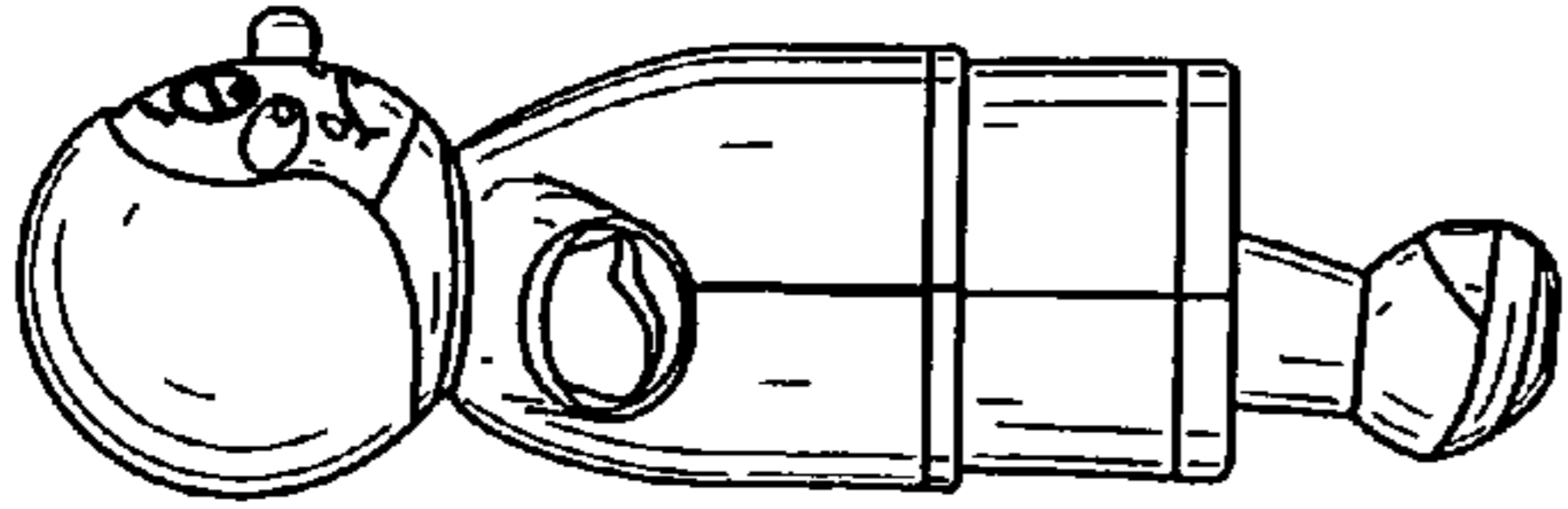


Fig.3

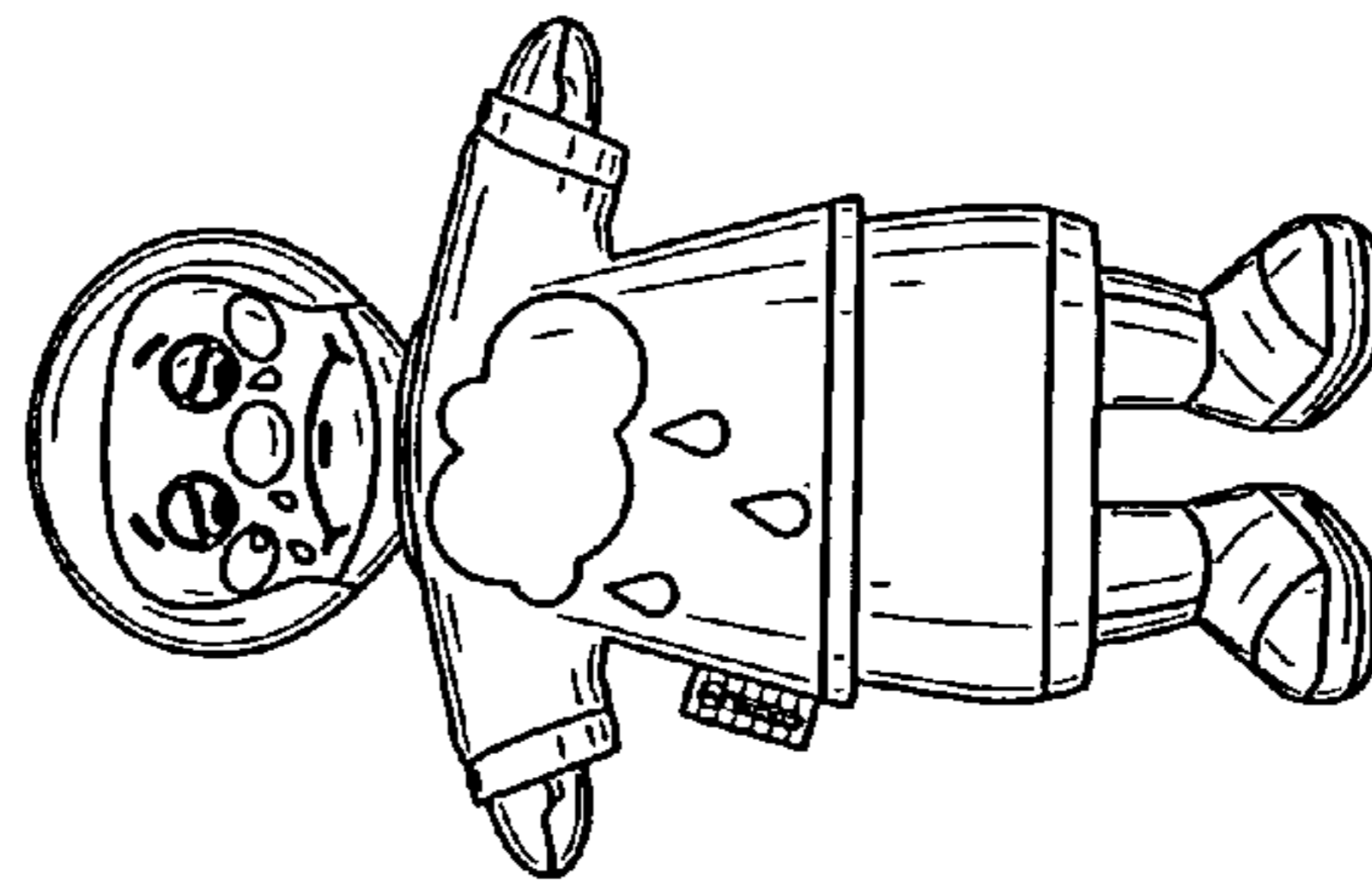


Fig.4

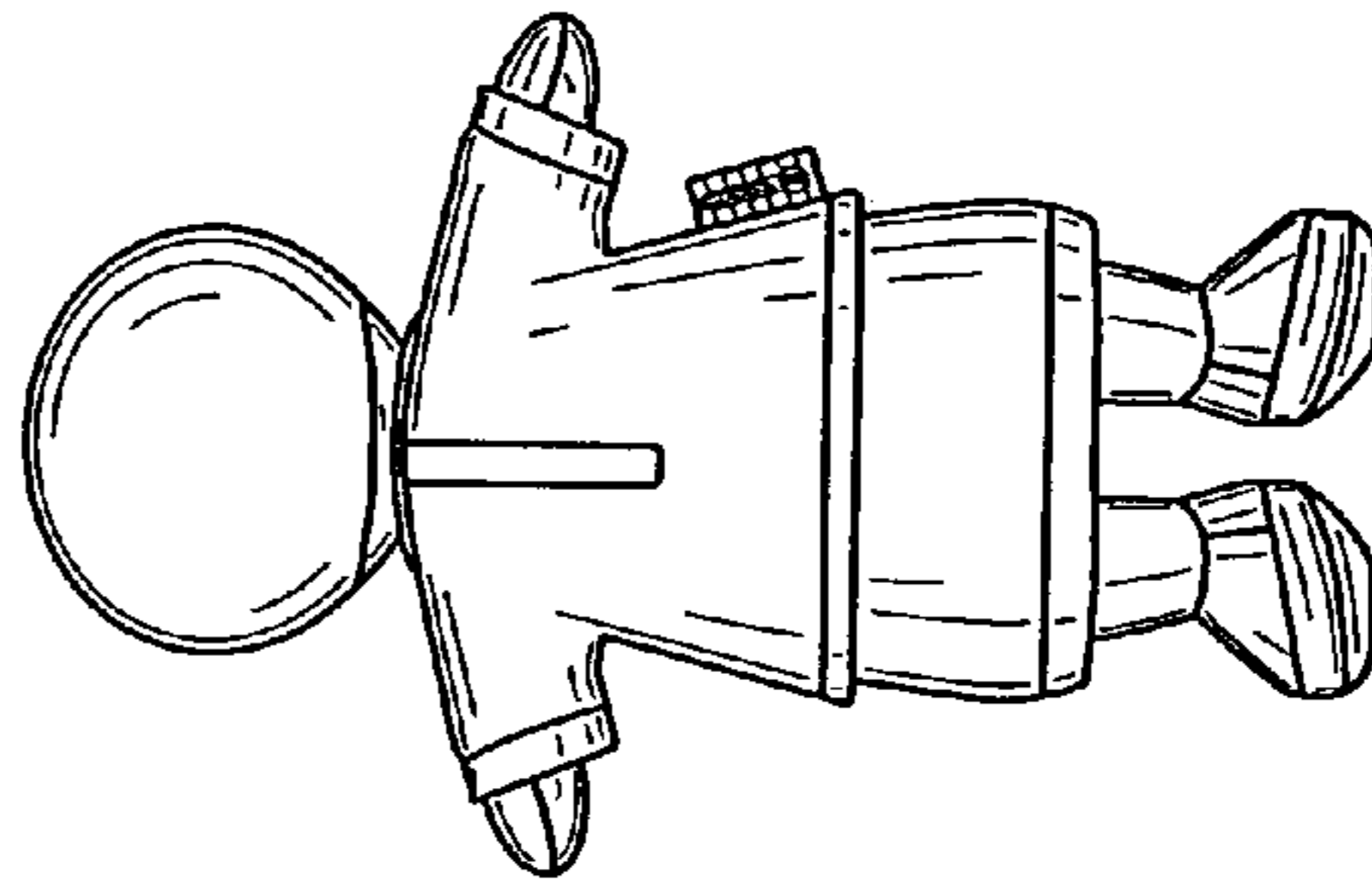


Fig.5