



US00D576221S

(12) **United States Design Patent**
Auberger et al.

(10) **Patent No.:** **US D576,221 S**
(45) **Date of Patent:** **** Sep. 2, 2008**

(54) **DOLL**

(75) Inventors: **Benoît Auberger**, Mouilleron en Pareds (FR); **Christelle Boutin**, Bressuire (FR)

(73) Assignee: **WESCO Company S.A.**, Cerizay (FR)

(**) Term: **14 Years**

(21) Appl. No.: **29/288,785**

(22) Filed: **Jun. 19, 2007**

(30) **Foreign Application Priority Data**

Dec. 19, 2006 (EM) 000640768-0047

(51) **LOC (8) Cl.** **21-01**

(52) **U.S. Cl.** **D21/621; D21/636**

(58) **Field of Classification Search** D21/621,
D21/623, 625, 630, 631, 634, 645-649, 659,
D21/635; 446/136, 268, 305, 360-361, 376,
446/379, 382-384

See application file for complete search history.

(56) **References Cited**

U.S. PATENT DOCUMENTS

| | | | | | | |
|-----------|---|---|--------|---------------------|-------|---------|
| D67,536 | S | * | 6/1925 | Munson | | D21/631 |
| D265,752 | S | * | 8/1982 | Miller Stoll et al. | | D21/631 |
| 4,729,751 | A | * | 3/1988 | Schiavo et al. | | 446/268 |
| D295,202 | S | * | 4/1988 | Updike | | D21/625 |
| D324,247 | S | * | 2/1992 | Goldblatt | | D21/418 |

| | | | | | | |
|----------|---|---|---------|----------------|-------|---------|
| D349,531 | S | * | 8/1994 | McGregor | | D21/635 |
| D353,635 | S | * | 12/1994 | Leetzow | | D21/631 |
| D368,122 | S | * | 3/1996 | Nelson | | D21/631 |
| D417,899 | S | * | 12/1999 | Sloan | | D21/754 |
| D441,809 | S | * | 5/2001 | Balbach | | D21/631 |
| D445,150 | S | * | 7/2001 | Stolpen | | D21/577 |
| D445,848 | S | * | 7/2001 | Hammond | | D21/588 |
| D450,787 | S | * | 11/2001 | Jenkins et al. | | D21/577 |
| D474,251 | S | * | 5/2003 | Reiher et al. | | D21/631 |
| D474,515 | S | * | 5/2003 | Reiher et al. | | D21/631 |
| D482,083 | S | * | 11/2003 | Williams | | D21/621 |
| D482,745 | S | * | 11/2003 | Donaldson | | D21/631 |
| D519,170 | S | * | 4/2006 | De Leo | | D21/631 |

* cited by examiner

Primary Examiner—Janice E. Seeger

Assistant Examiner—Zenia I. Bennett

(74) *Attorney, Agent, or Firm*—Horst M. Kasper

(57) **CLAIM**

The ornamental design for a doll, as shown and described.

DESCRIPTION

FIG. 1 is a perspective view of a doll;



FIG. 2 is a right side elevational view thereof;

FIG. 3 is a left side elevational view thereof;

FIG. 4 is a front elevational view thereof; and,

FIG. 5 is a rear side elevational view thereof.

1 Claim, 1 Drawing Sheet






Fig.1

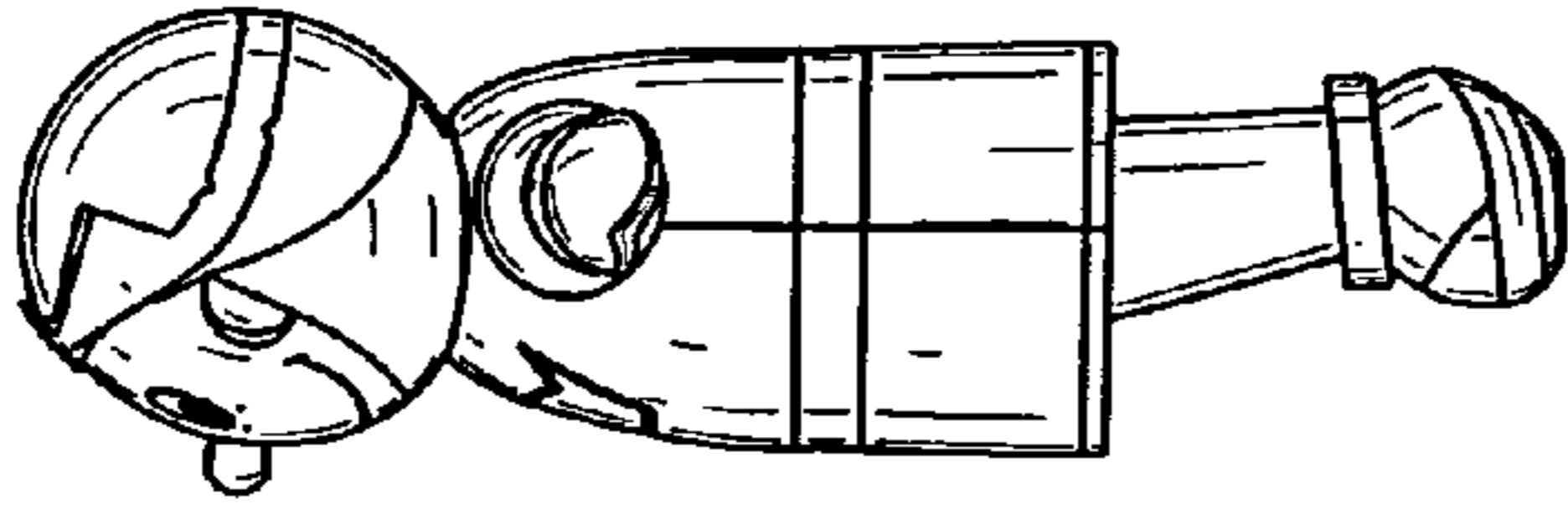


Fig.2

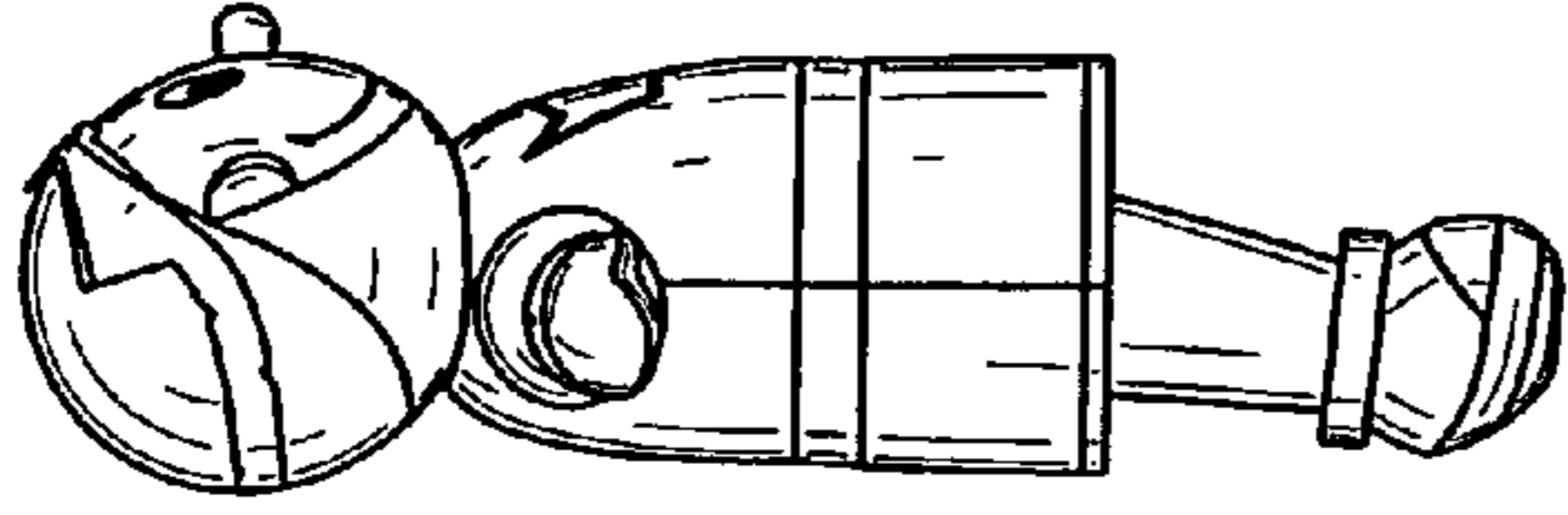


Fig.3

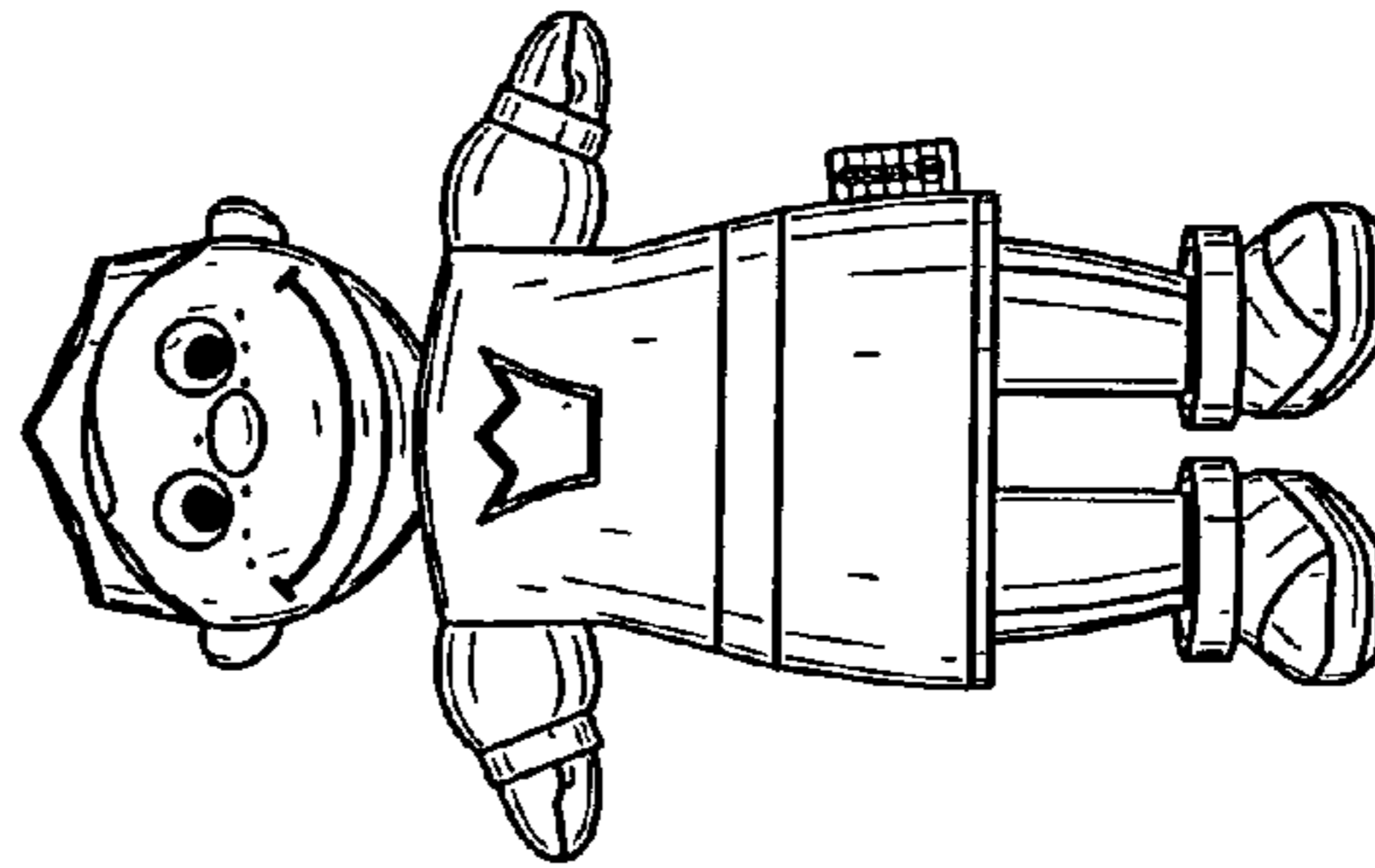


Fig.4

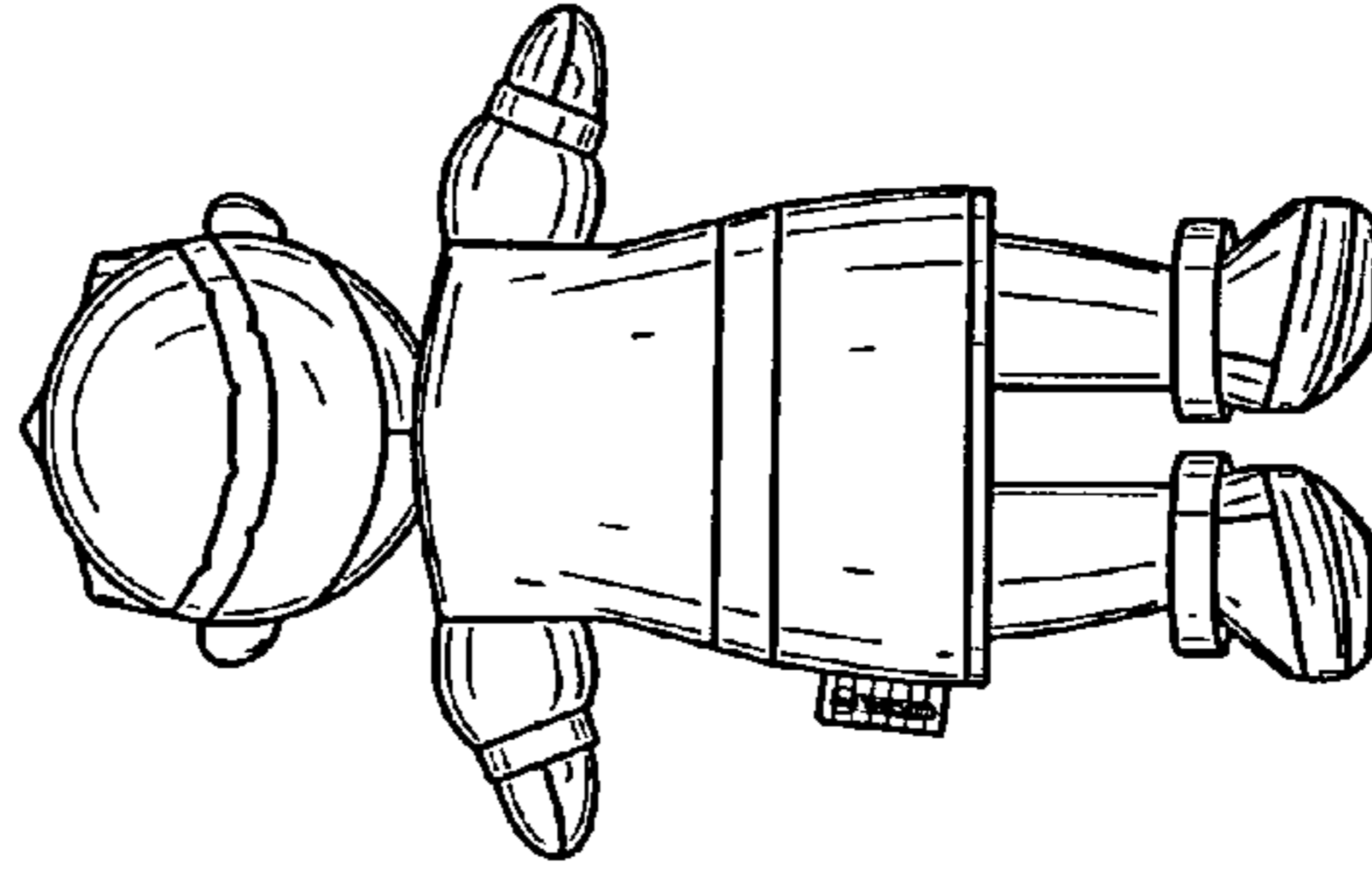


Fig.5