



US00D576214S

(12) **United States Design Patent**  
**Vernondier et al.**

(10) **Patent No.:** **US D576,214 S**  
(45) **Date of Patent:** **\*\* Sep. 2, 2008**

(54) **SIGN**

(75) Inventors: **David R. Vernondier**, Shildon (GB);  
**Richard J. Clark**, Hartley Wintney (GB)

(73) Assignee: **GDRC Limited**, Basingstoke,  
Hampshire (GB)

(\*\*) Term: **14 Years**

(21) Appl. No.: **29/277,234**

(22) Filed: **Feb. 19, 2007**

(30) **Foreign Application Priority Data**

Aug. 18, 2006 (EM) ..... 000581640-0002  
Aug. 18, 2006 (EM) ..... 000581640-0010

(51) **LOC (8) Cl.** ..... **20-03**

(52) **U.S. Cl.** ..... **D20/31; D20/40; D20/42**

(58) **Field of Classification Search** ..... D20/10,  
D20/12, 17, 25, 29, 31, 39-42, 99; 40/124.01,  
40/541, 542, 545, 546, 550-553, 558, 564,  
40/570, 572, 584, 591, 616, 625, 907; 362/147,  
362/362, 559, 561, 562, 582, 800, 812; 283/56,  
283/71, 81; D10/104, 109; 340/147, 312,  
340/332, 635, 815.45, 815.53, 815.55, 815.56;  
D14/488, 489, 495; 116/63 R, 101, 202,  
116/205

See application file for complete search history.

(56) **References Cited**

**U.S. PATENT DOCUMENTS**

D281,081 S \* 10/1985 Zwissler et al. .... D14/488

D293,692 S \* 1/1988 Ippati-Dingli ..... D20/31  
D293,693 S \* 1/1988 Ippati-Dingli ..... D20/31  
D354,991 S \* 1/1995 DeSutter ..... D20/42  
D399,262 S \* 10/1998 Turner ..... D20/41  
6,170,184 B1 \* 1/2001 Treu ..... 40/625  
6,499,421 B1 \* 12/2002 Honigsbaum ..... 116/205  
D553,152 S \* 10/2007 Asgautsen ..... D14/495  
2002/0095839 A1 \* 7/2002 Allen et al. .... 40/584

\* cited by examiner

*Primary Examiner*—Janice E. Seeger

*Assistant Examiner*—Mary Ann Calabrese

(74) *Attorney, Agent, or Firm*—Westman, Champlin & Kelly  
P.A.

(57) **CLAIM**

The ornamental design for a sign, as shown and described.

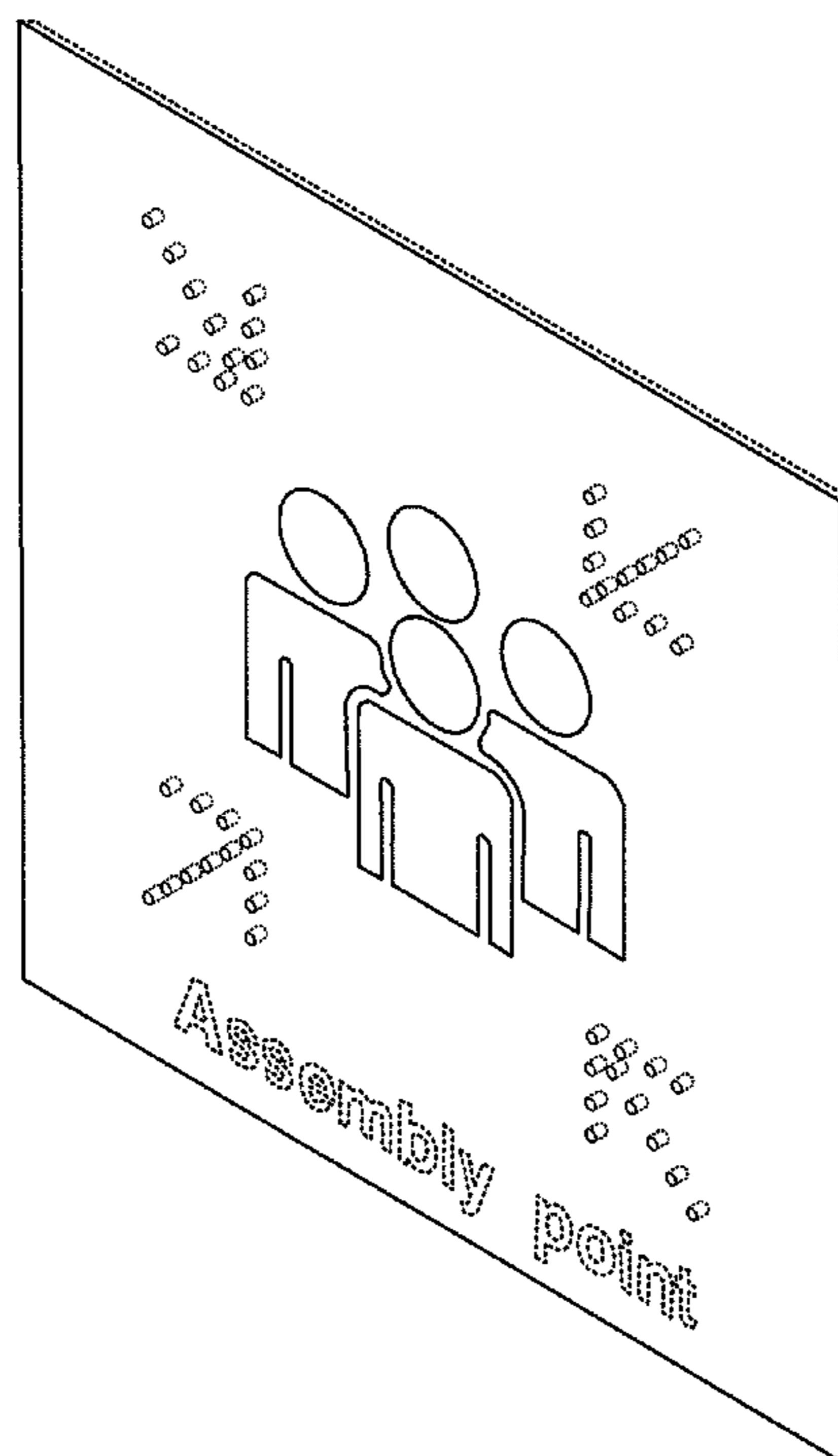
**DESCRIPTION**

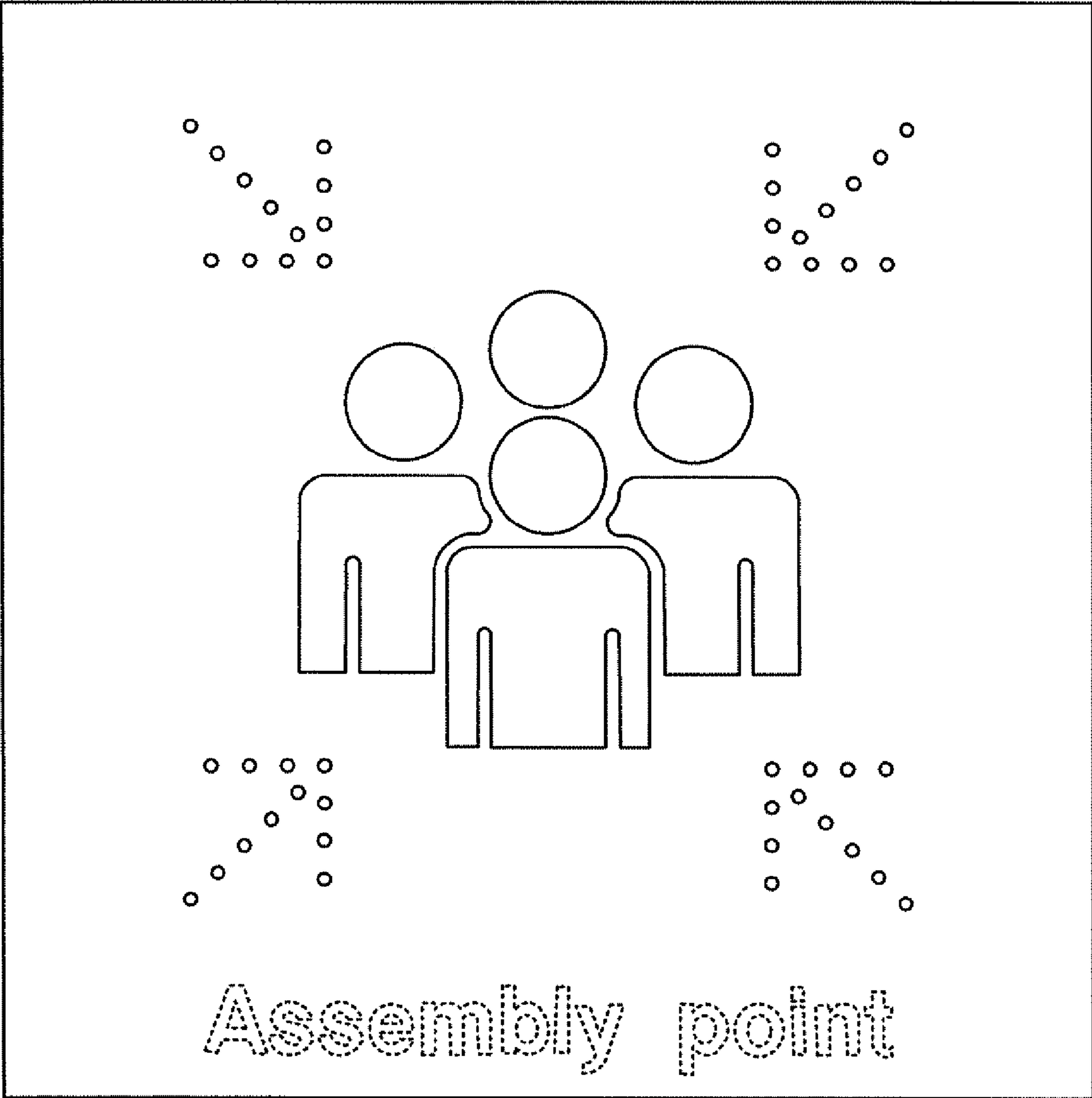
FIG. 1 is a front plan view of a sign of the present invention;  
and,

FIG. 2 is a perspective view of the sign of FIG. 1.

A back view of the sign is not illustrated as it does not form  
part of the claimed design. In the drawings, the broken lines  
represent environmental structure forming no part of the  
claim.

**1 Claim, 2 Drawing Sheets**





*FIG. 1*

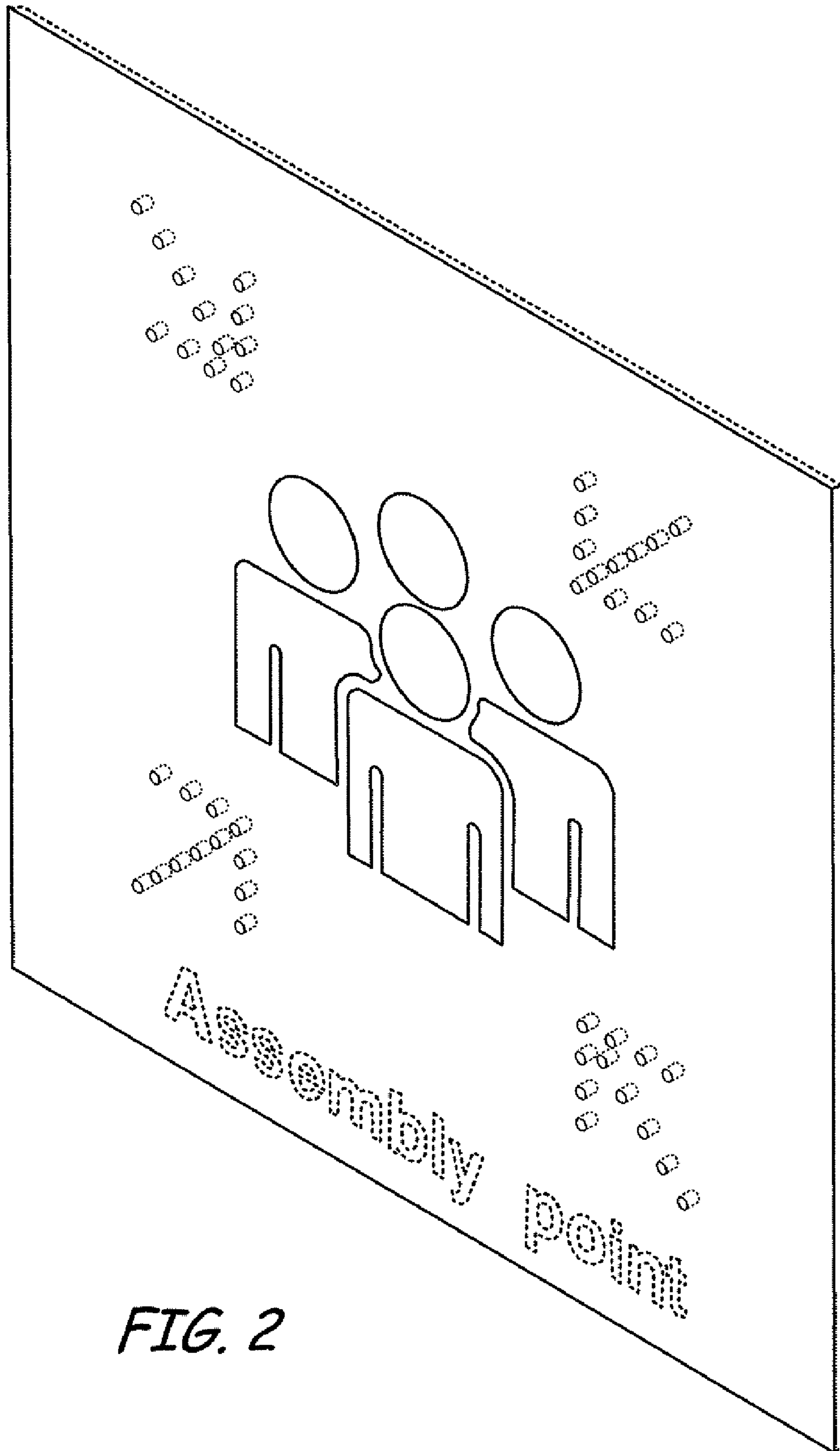


FIG. 2