



US00D576212S

(12) **United States Design Patent**
Qiu et al.

(10) **Patent No.:** **US D576,212 S**
(45) **Date of Patent:** **** Sep. 2, 2008**

- (54) **DUAL-TIP PEN/MARKER**
- (75) Inventors: **Zhiming Qiu**, Ningbo (CN); **Yong Zhang**, Ningbo (CN)
- (73) Assignee: **Beifa Group Co., Ltd.**, Ningbo (CN)
- (**) Term: **14 Years**
- (21) Appl. No.: **29/277,826**
- (22) Filed: **Mar. 9, 2007**
- (30) **Foreign Application Priority Data**
Sep. 18, 2006 (CN) 2006 3 0146804
- (51) **LOC (8) Cl.** **19-06**
- (52) **U.S. Cl.** **D19/47**
- (58) **Field of Classification Search** D19/41–51,
D19/53, 54, 55; 401/6–7, 88, 99, 100, 104,
401/109, 209
See application file for complete search history.

(56) **References Cited**

U.S. PATENT DOCUMENTS

D295,537 S	5/1988	Davidson	
D312,658 S	12/1990	Sumino	
D319,844 S	9/1991	Grotsch	
D395,674 S *	6/1998	Boix Gacia D19/51
D404,069 S	1/1999	Hasegawa	
D416,577 S	11/1999	Andrews	
D421,625 S *	3/2000	Oka D19/49
D443,642 S	6/2001	Tsuchikura	
D470,885 S	2/2003	Tahara	
D474,809 S *	5/2003	Willat et al. D19/51
D498,493 S	11/2004	Togawa	
D506,499 S	6/2005	Qiu	
D508,264 S *	8/2005	Losel D19/50
D510,599 S	10/2005	Shibata	
D539,348 S *	3/2007	Hamilton et al. D19/50

D541,344 S * 4/2007 Hamilton et al. D19/50

OTHER PUBLICATIONS

Qiu, Z., et al., U.S. Appl. No. 29/277,289, filed Feb. 20, 2007.

* cited by examiner

Primary Examiner—Elizabeth A. Albert

Assistant Examiner—Kelley A Donnelly

(74) *Attorney, Agent, or Firm*—Christensen O'Connor Johnson Kindness PLLC

(57) **CLAIM**

The ornamental design for a dual-tip pen/marker, as shown and described.

DESCRIPTION

FIG. 1 is a lower front left perspective view of a dual-tip pen/marker showing our new design;

FIG. 2 is an exploded upper right perspective view thereof;

FIG. 3 is an upper rear right perspective view of the pen/marker shown in FIG. 1, with the cap removed and placed on the opposite end of the pen/marker;

FIG. 4 is a top plan view of the pen/marker shown in FIG. 1;

FIG. 5 is a bottom plan view thereof;

FIG. 6 is a left side elevation view thereof;

FIG. 7 is a front elevation view thereof;

FIG. 8 is a right elevation view thereof;

FIG. 9 is a rear elevation view thereof;

FIG. 10 is a left side elevation view thereof with the cap removed for convenience of illustration;

FIG. 11 is a front elevation view thereof;

FIG. 12 is a right side elevation view thereof; and,

FIG. 13 is a rear elevation view thereof.

1 Claim, 4 Drawing Sheets

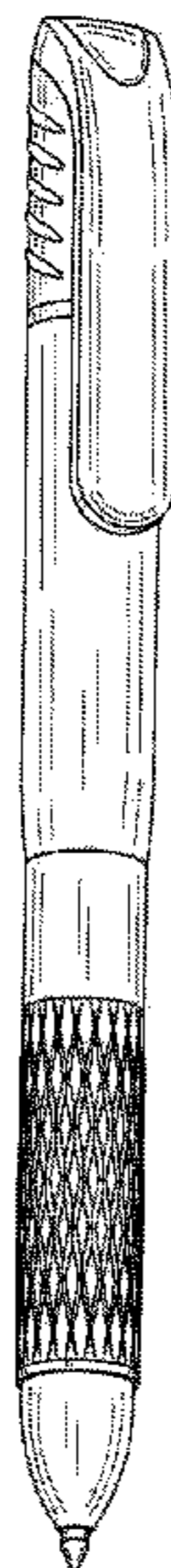


Fig. 1

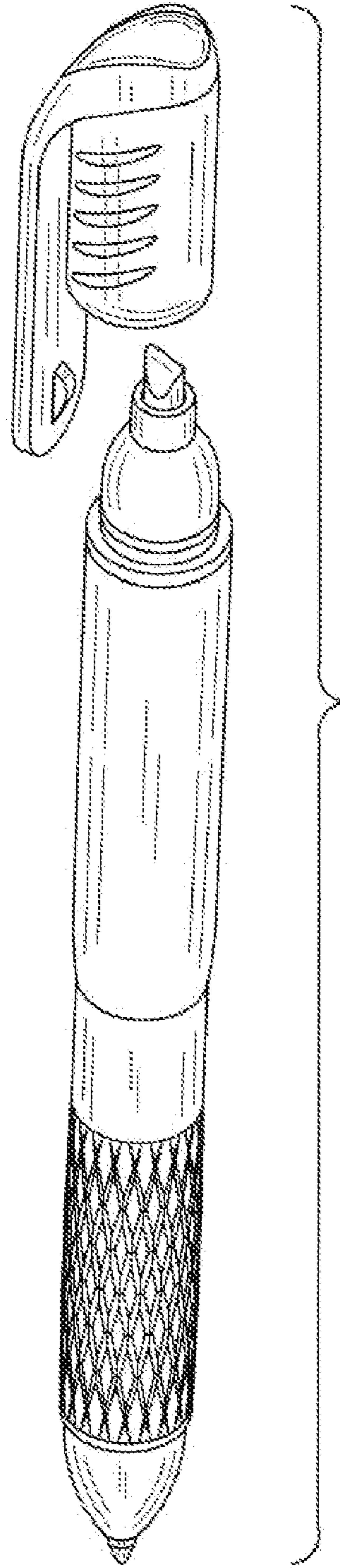
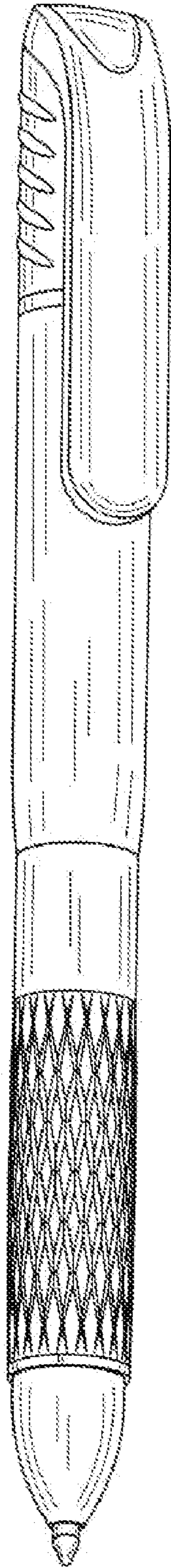


Fig. 2

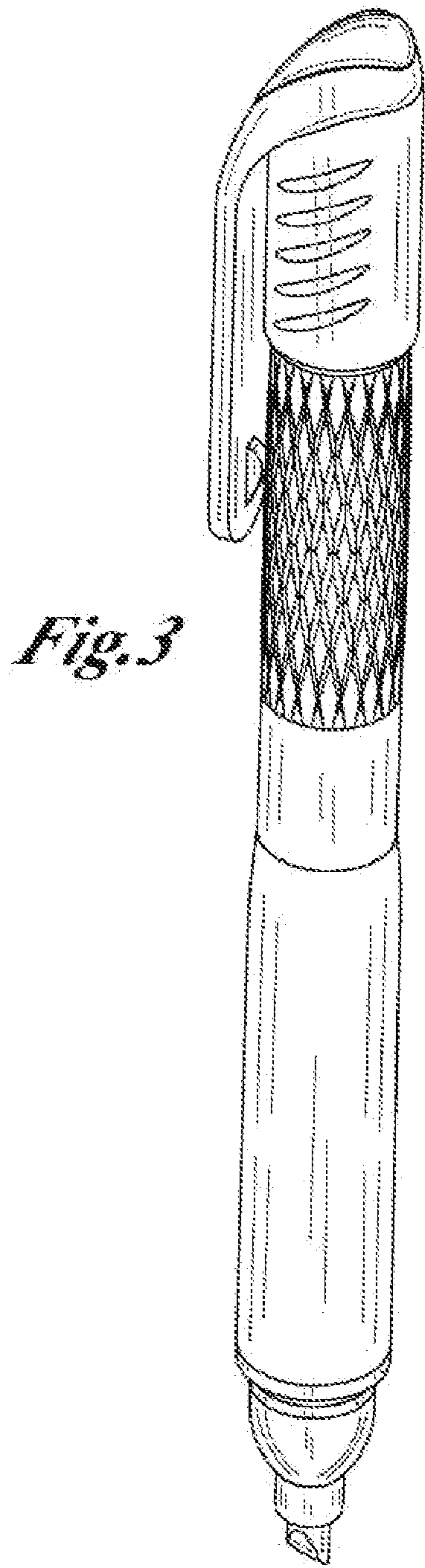


Fig. 3




Fig. 4

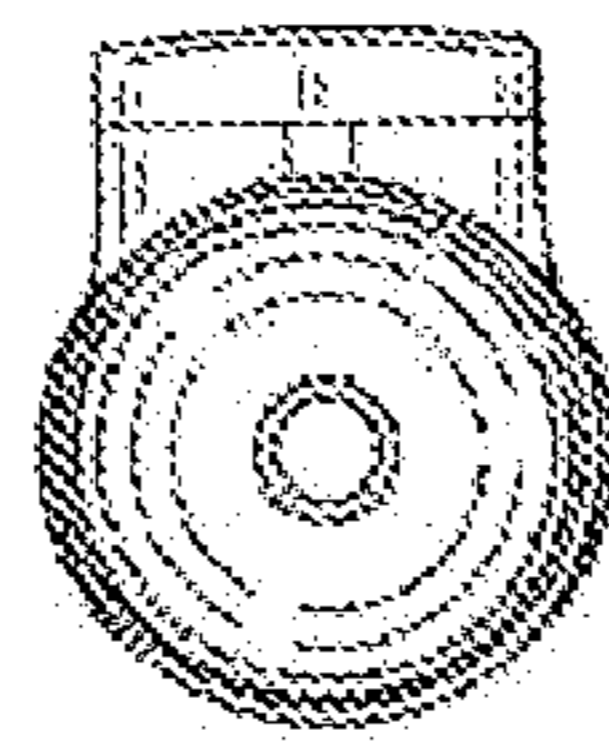


Fig. 5

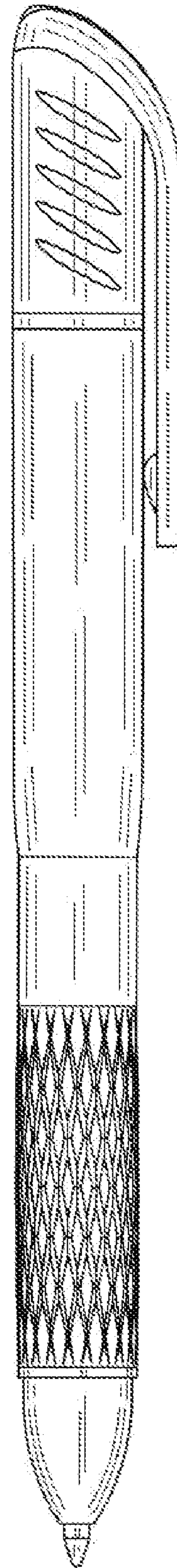


Fig. 6




Fig. 7

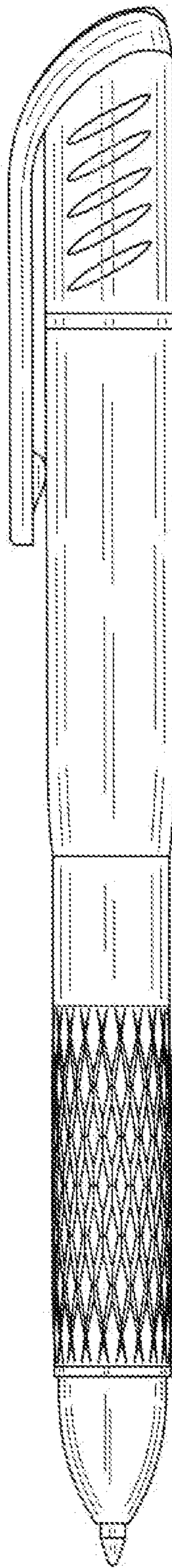


Fig. 8




Fig. 9




Fig. 10

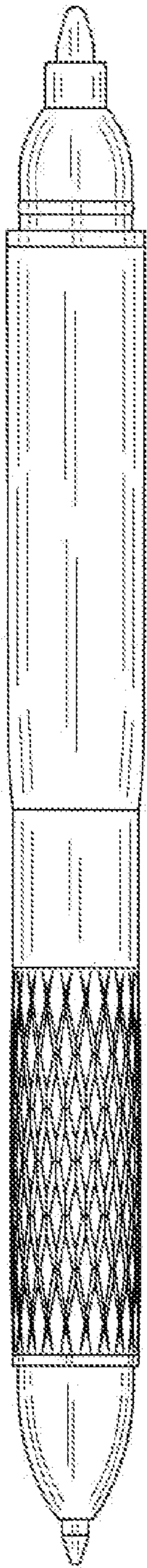


Fig. 11

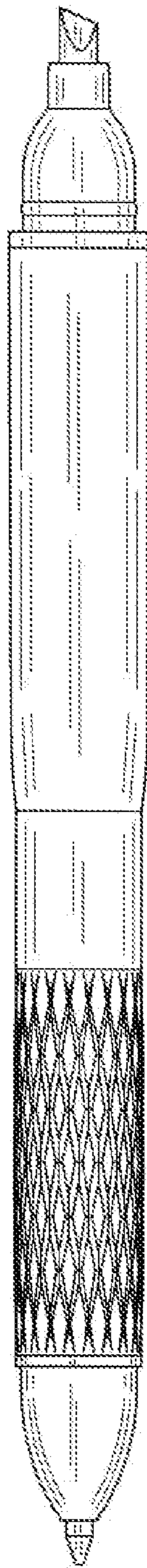


Fig. 12

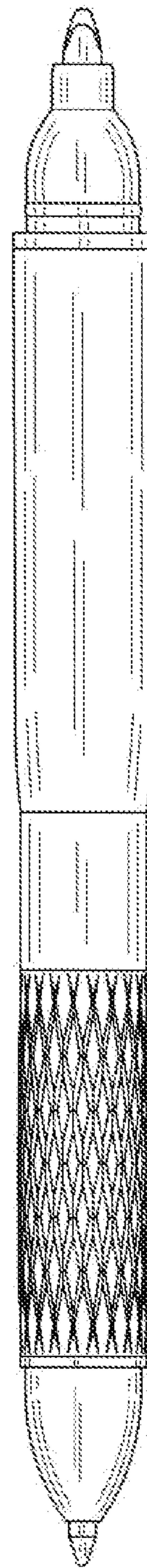


Fig. 13

UNITED STATES PATENT AND TRADEMARK OFFICE
CERTIFICATE OF CORRECTION

PATENT NO. : Des. 576,212 S
APPLICATION NO. : 29/277826
DATED : September 2, 2008
INVENTOR(S) : Z. Qiu et al.

Page 1 of 1

It is certified that error appears in the above-identified patent and that said Letters Patent is hereby corrected as shown below:

<u>COLUMN</u>	<u>LINE</u>	<u>ERROR</u>
(30) Pg. 1, col. 1	Foreign Appl. Priority Data	“2006 3 0146804” should read --2006 3 0146804.9--
Pg. 1, col. 2	Assistant Examiner	“Kelley A Donnelly” should read --Kelley A. Donnelly--

Signed and Sealed this

Twenty-sixth Day of May, 2009



JOHN DOLL
Acting Director of the United States Patent and Trademark Office