



US00D576209S

(12) **United States Design Patent**
Huang

(10) **Patent No.:** **US D576,209 S**

(45) **Date of Patent:** **** Sep. 2, 2008**

(54) **NOTEPAPER PEN**

D564,584 S * 3/2008 Windorski et al. D19/36
D566,360 S * 4/2008 Ungaro D32/35

(76) Inventor: **Te-Ming Huang**, P.O. Box No. 6-57,
Junghe, Taipei 235 (TW)

FOREIGN PATENT DOCUMENTS

(**) Term: **14 Years**

CN 0500217.5 * 8/2005
CN 0702723.2 * 11/2007
EP 000452115-0006 * 12/2006
GB 3003746 * 7/2002

(21) Appl. No.: **29/274,904**

* cited by examiner

(22) Filed: **Jun. 6, 2007**

Primary Examiner—Elizabeth A. Albert

Assistant Examiner—Karen E Eldridge Powers

(74) *Attorney, Agent, or Firm*—Troxell Law Office, PLLC

(51) **LOC (8) Cl.** **19-06**

(52) **U.S. Cl.** **D19/44**

(58) **Field of Classification Search** D19/35,
D19/36, 41, 42, 43, 44, 45, 46, 47, 48, 49,
D19/50, 51, 54, 55, 56, 57; D27/146; 24/11 R,
24/11 F, 11 P; 40/334; 401/6, 52, 99, 100,
401/104, 105, 106, 107, 108, 109, 192, 195,
401/243, 244, 245, 246, 247; 362/118

(57) **CLAIM**

See application file for complete search history.

The ornamental design for a notepaper pen, as shown and described.

DESCRIPTION

(56) **References Cited**

FIG. 1 is a perspective view of a notepaper pen;

FIG. 2 is a front view thereof;

FIG. 3 is a back view thereof;

FIG. 4 is a left side view thereof;

FIG. 5 is a right side view thereof;

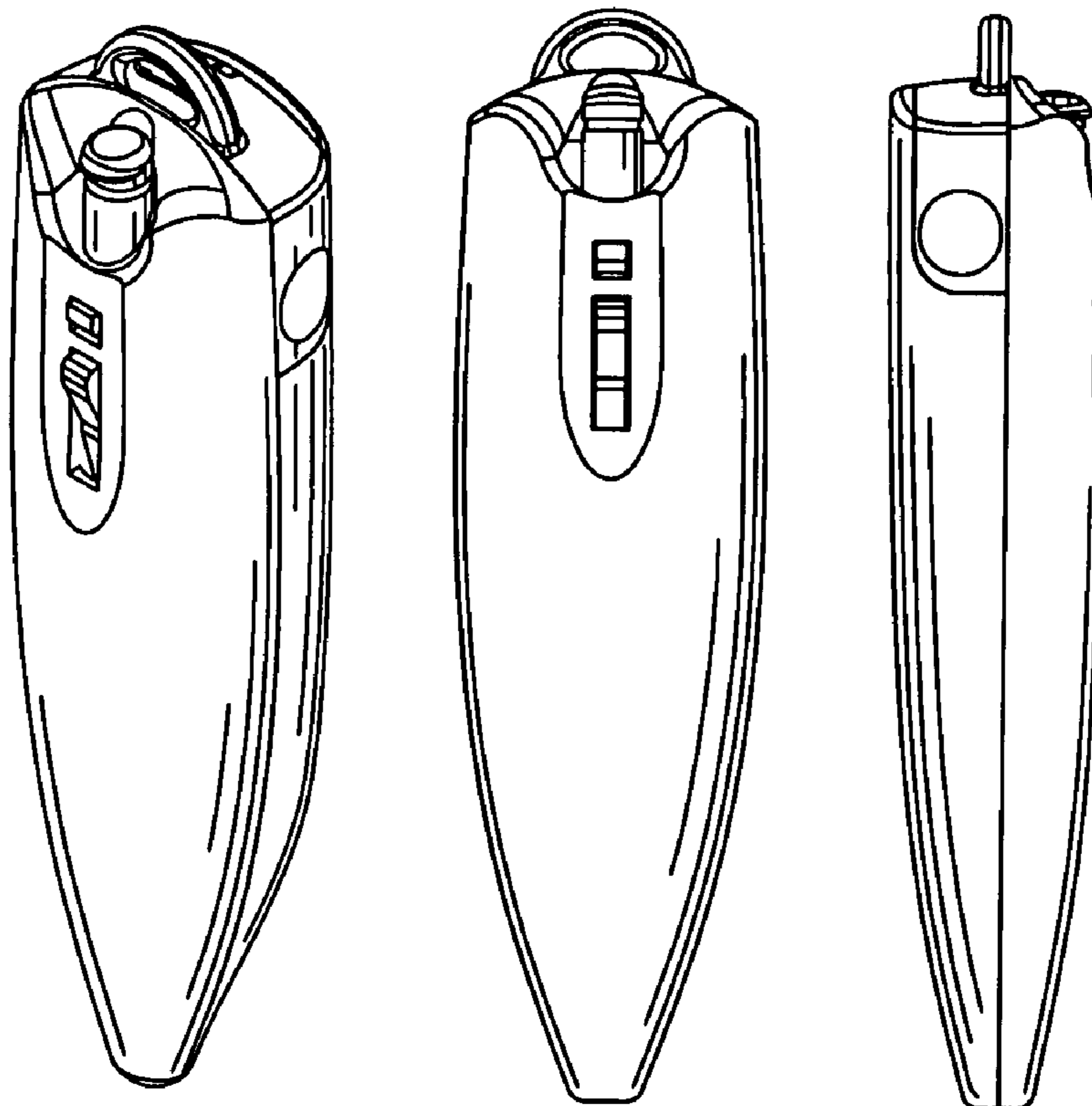
FIG. 6 is a top view thereof; and,

FIG. 7 is a bottom view thereof.

U.S. PATENT DOCUMENTS

D310,449 S * 9/1990 Agrippino D3/208
D351,562 S * 10/1994 Moffatt et al. D10/78
D389,515 S * 1/1998 Van Swieten D19/36
D504,916 S * 5/2005 Yeh D19/48
7,040,829 B2 * 5/2006 Lin 401/195
D539,343 S * 3/2007 Qiu D19/36
7,246,964 B2 * 7/2007 Thomas 401/195

1 Claim, 4 Drawing Sheets






FIG.1

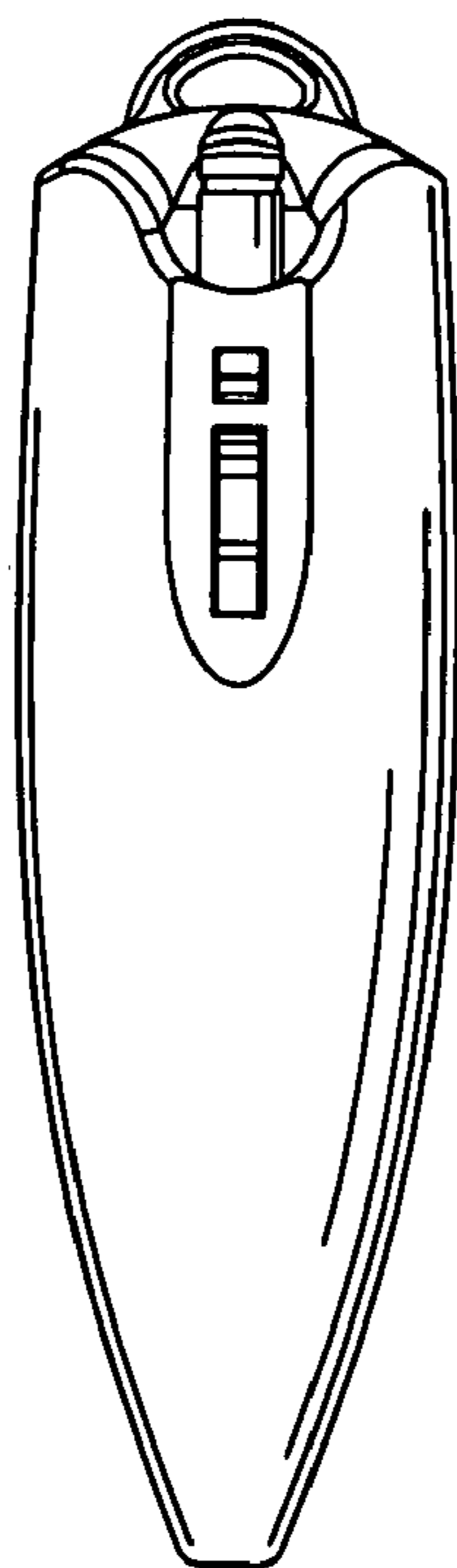


FIG. 2

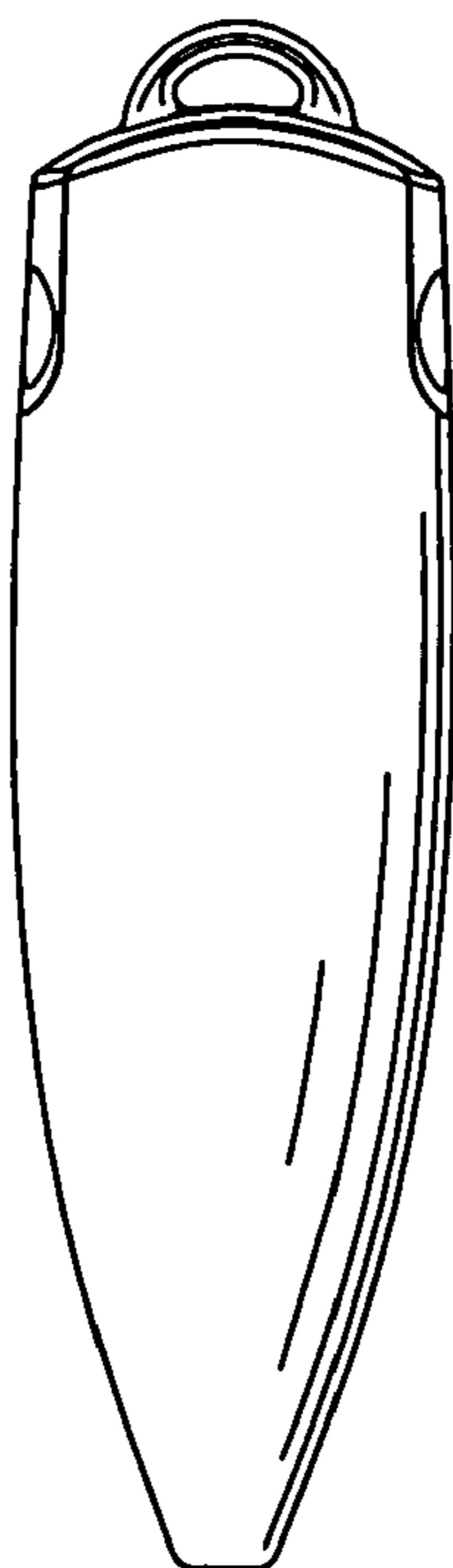


FIG. 3



FIG.4

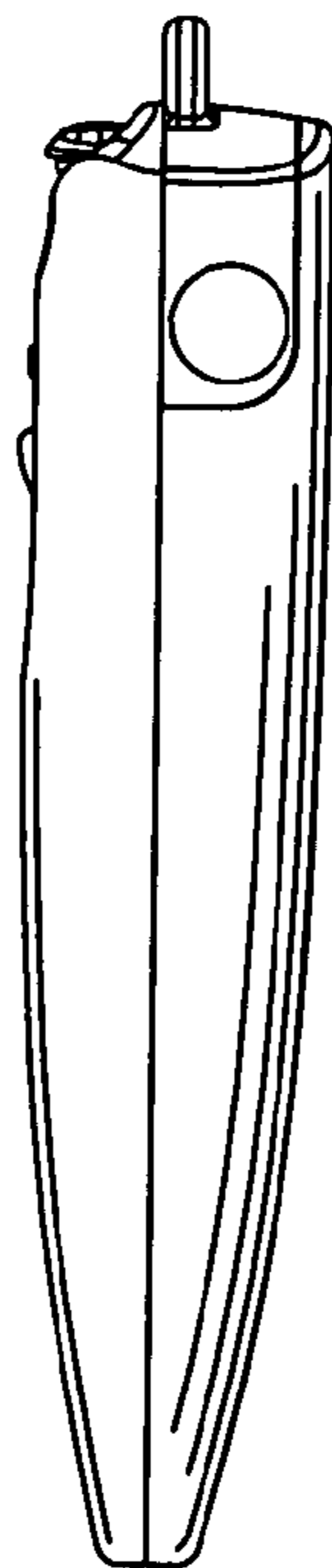


FIG.5

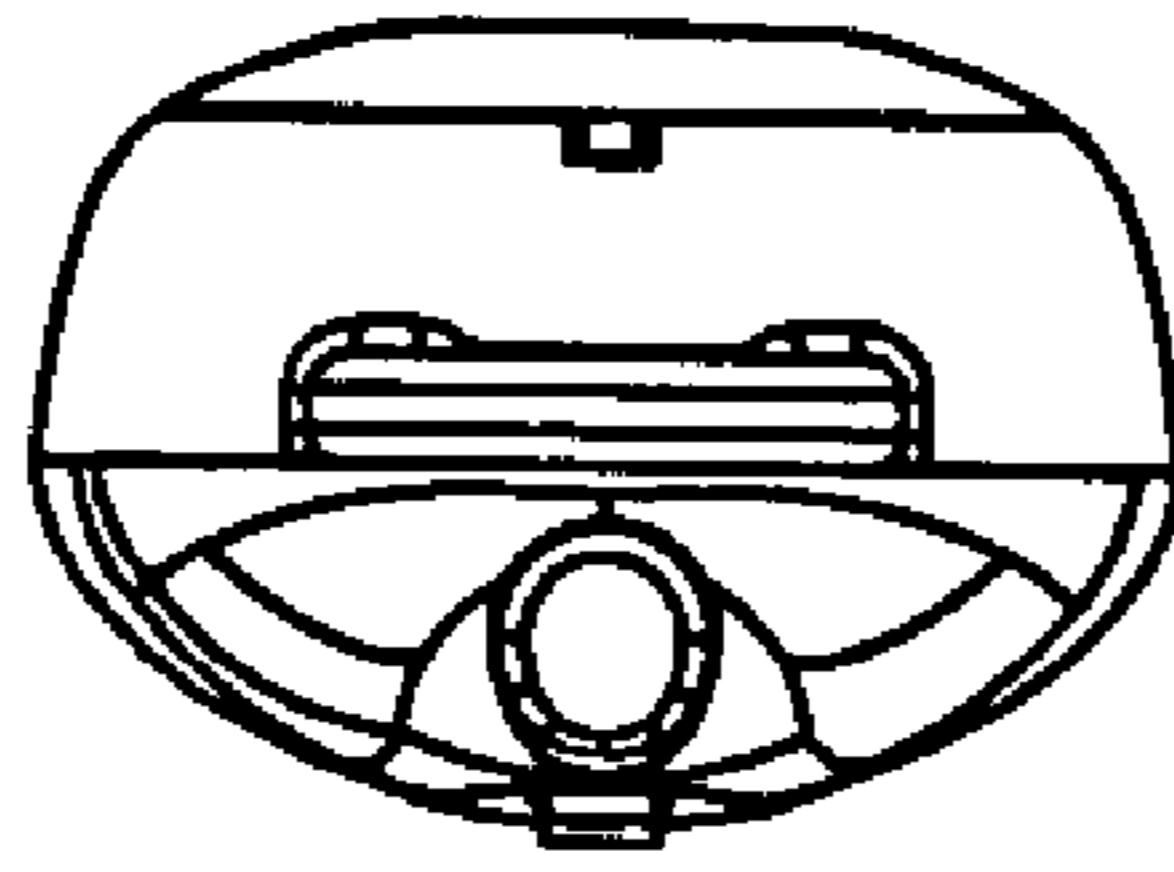


FIG. 6

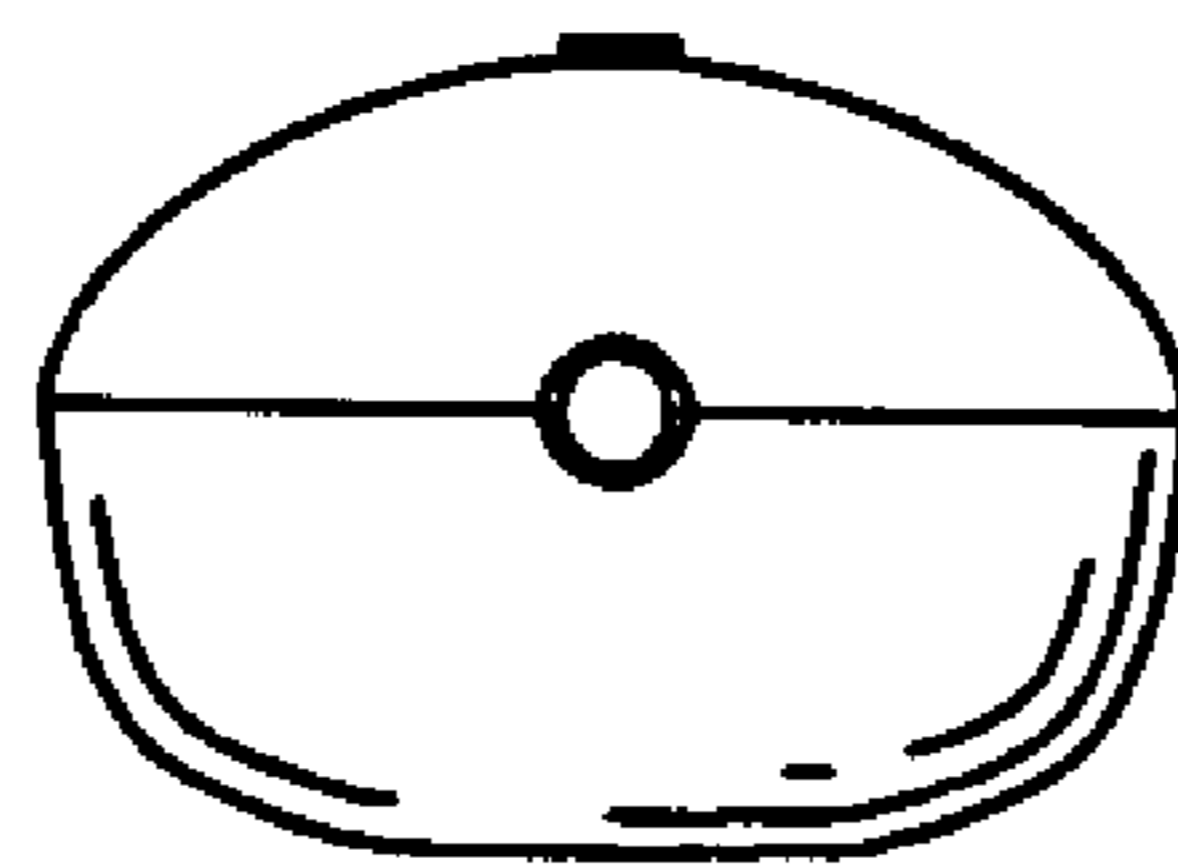


FIG. 7