



US00D576199S

(12) **United States Design Patent**  
**Mosley et al.**

(10) **Patent No.:** **US D576,199 S**  
(45) **Date of Patent:** **\*\* Sep. 2, 2008**

(54) **EYE WEAR RETAINER**

(75) Inventors: **Andrew Wesley Mosley**, Jackson, AL  
(US); **Russell Douglas Sims**, Florence,  
MS (US)

(73) Assignee: **A & R Investing, LLC**, Florence, MS  
(US)

(\*\*) Term: **14 Years**

(21) Appl. No.: **29/303,794**

(22) Filed: **Feb. 18, 2008**

(51) **LOC (8) Cl.** ..... **16-06**

(52) **U.S. Cl.** ..... **D16/339**

(58) **Field of Classification Search** ..... D16/300,  
D16/306, 310, 311, 312, 313, 314, 319, 320,  
D16/321, 322, 323, 324, 325, 326, 327, 328,  
D16/329, 330, 339; D2/878, 866; 351/41,  
351/44, 48, 51, 52, 58, 59, 111, 156, 157,  
351/158; 359/400; 2/236, 247, 248, 249,  
2/253, 448, 452; D29/109, 110; D11/11

See application file for complete search history.

(56) **References Cited**

**U.S. PATENT DOCUMENTS**

1,448,465 A \* 3/1923 Sherman ..... D11/11  
2,681,545 A \* 6/1954 Hall ..... D11/11  
4,978,210 A \* 12/1990 Lundbeck ..... 351/157  
5,369,452 A \* 11/1994 Williams ..... 351/157

5,781,273 A \* 7/1998 Boden ..... 351/156  
D411,562 S \* 6/1999 Riley ..... D16/339  
D429,756 S \* 8/2000 Desrosiers ..... D16/339  
D437,609 S \* 2/2001 Riley ..... D16/339  
6,764,177 B1 \* 7/2004 Chisolm ..... 351/157

\* cited by examiner

*Primary Examiner*—T. Chase Nelson

*Assistant Examiner*—Barbara B Lohr

(74) *Attorney, Agent, or Firm*—Russell Carter Gache;  
Maynard, Cooper & Gale, P.C.

(57) **CLAIM**

The ornamental design for an eye wear retainer, as shown and described.

**DESCRIPTION**

FIG. 1 is a front perspective view of an eye wear retainer. The broken line illustration of environmental structure in the drawing is not part of the design sought to be patented.

FIG. 2 is a rear perspective view,

FIG. 3 is a top plan view,

FIG. 4 is a bottom view,

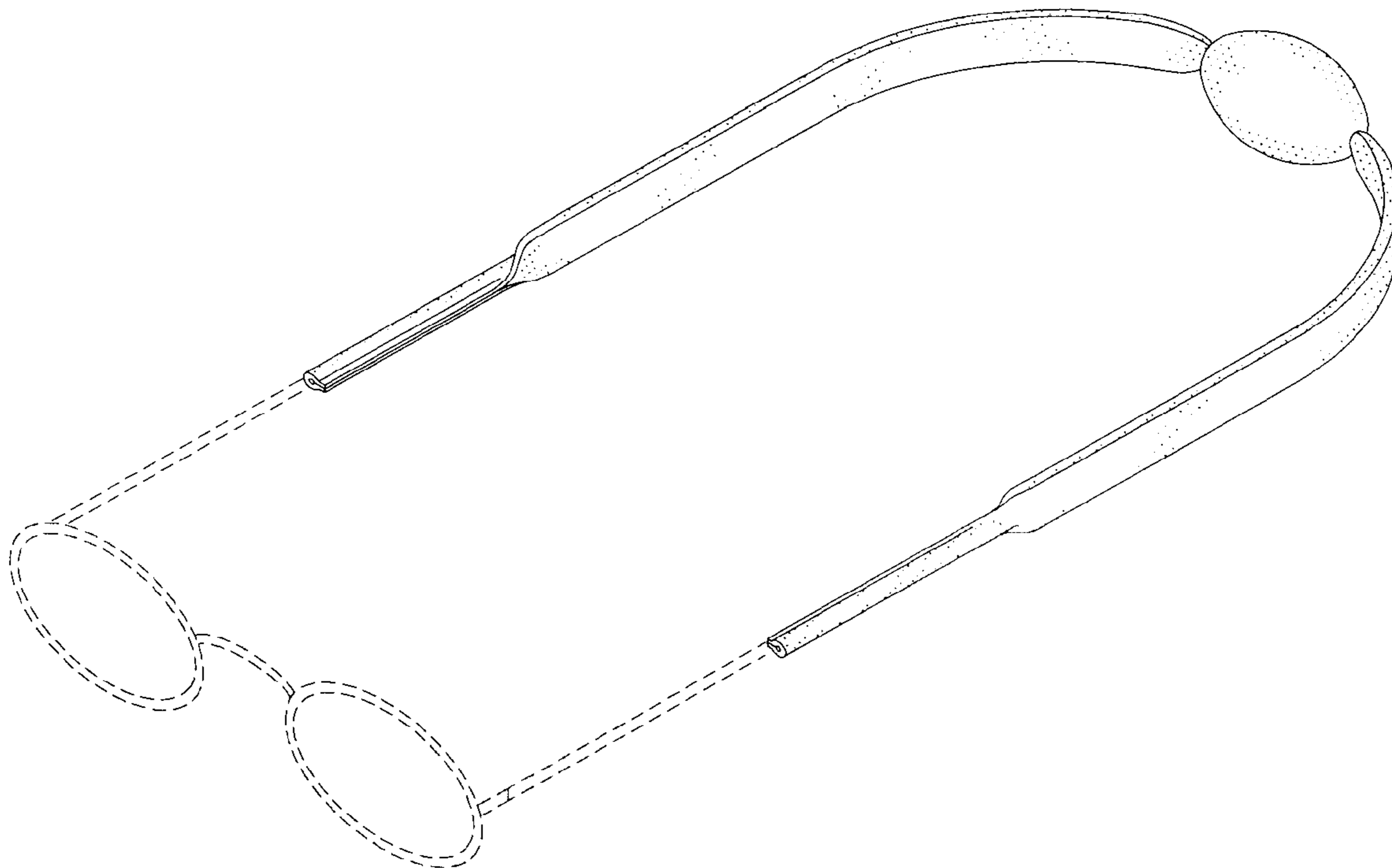
FIG. 5 is a front elevational view,

FIG. 6 is a rear elevational view,

FIG. 7 is a left side elevational view; and,

FIG. 8 is a right side elevational view.

**1 Claim, 3 Drawing Sheets**



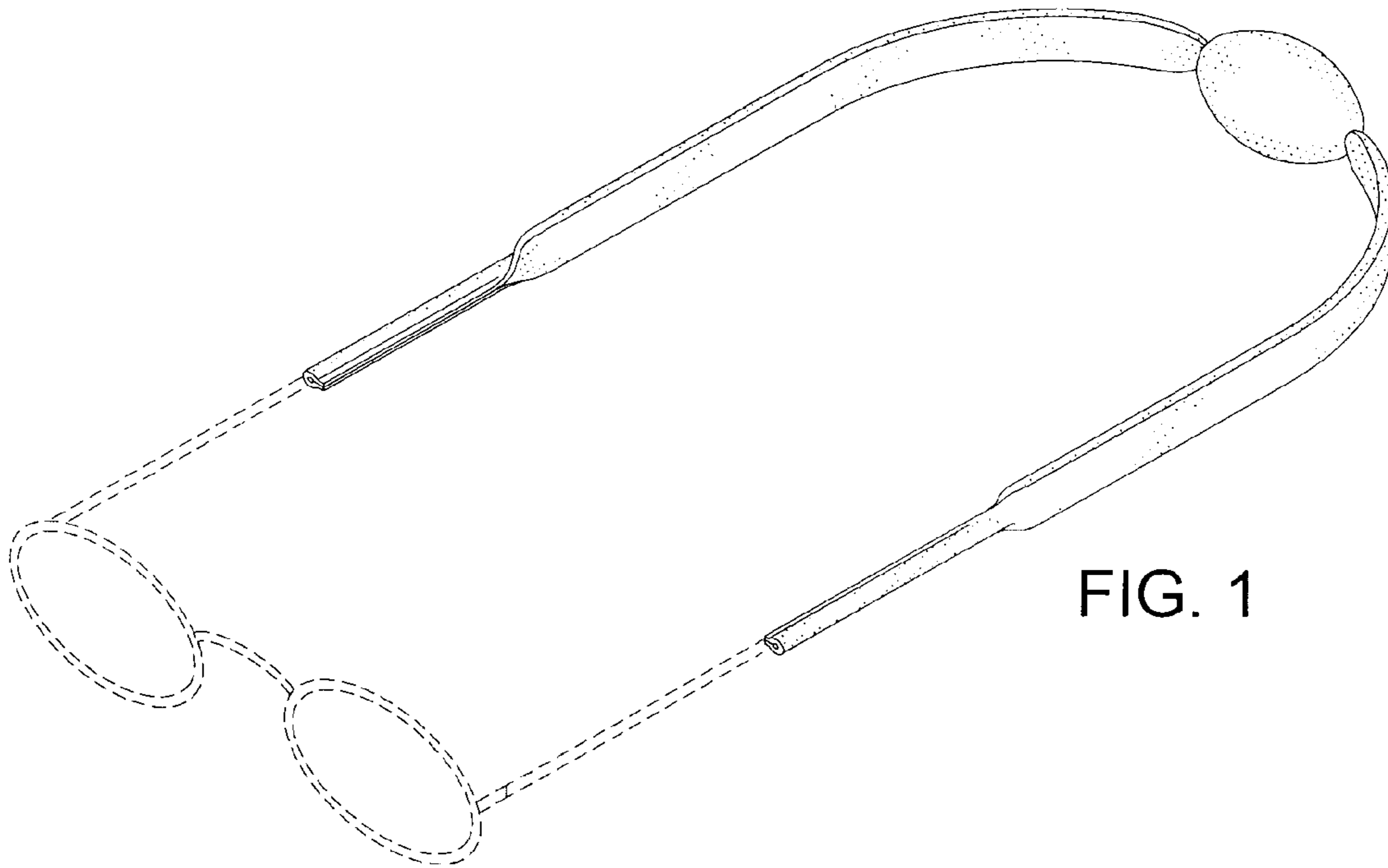


FIG. 1

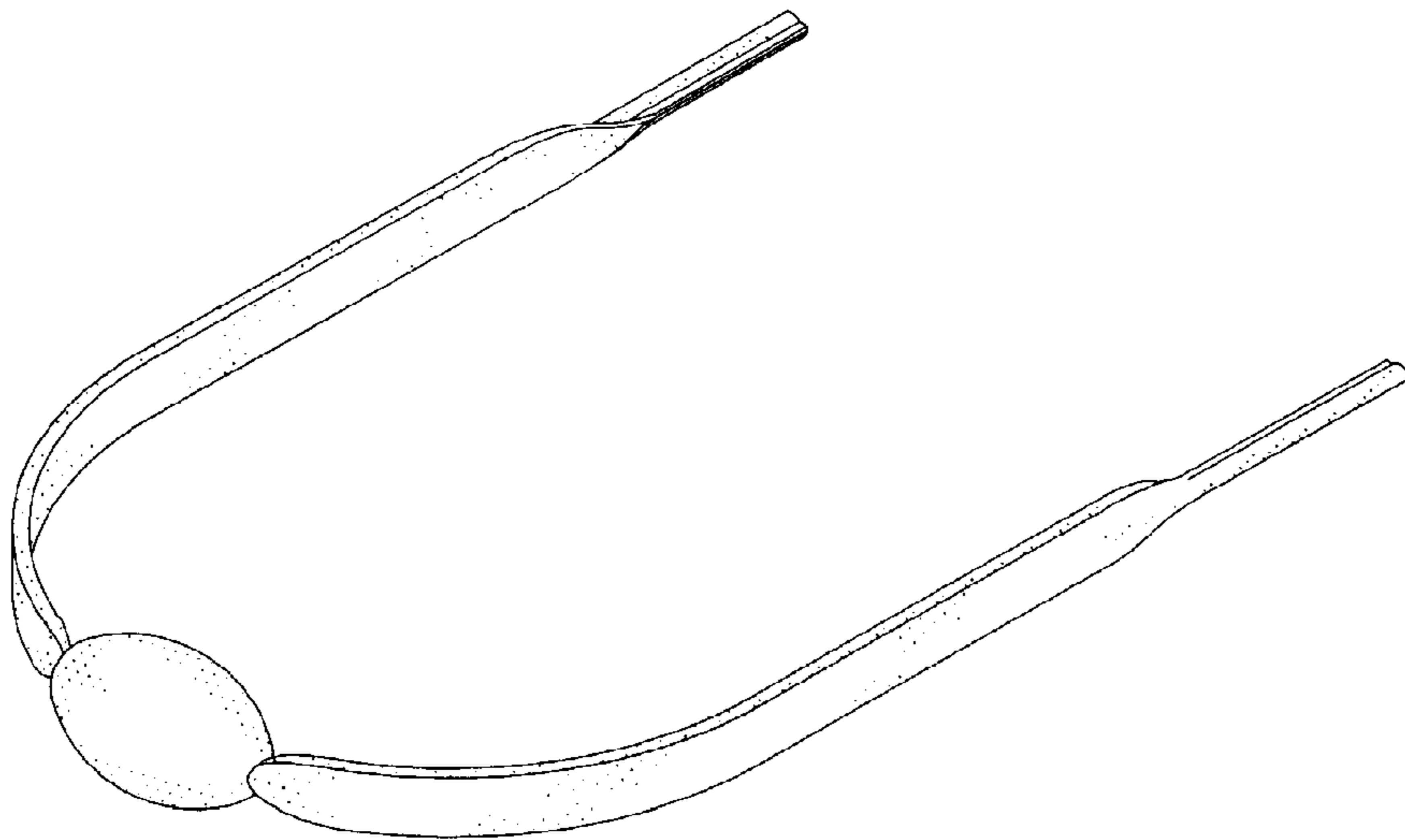


FIG. 2

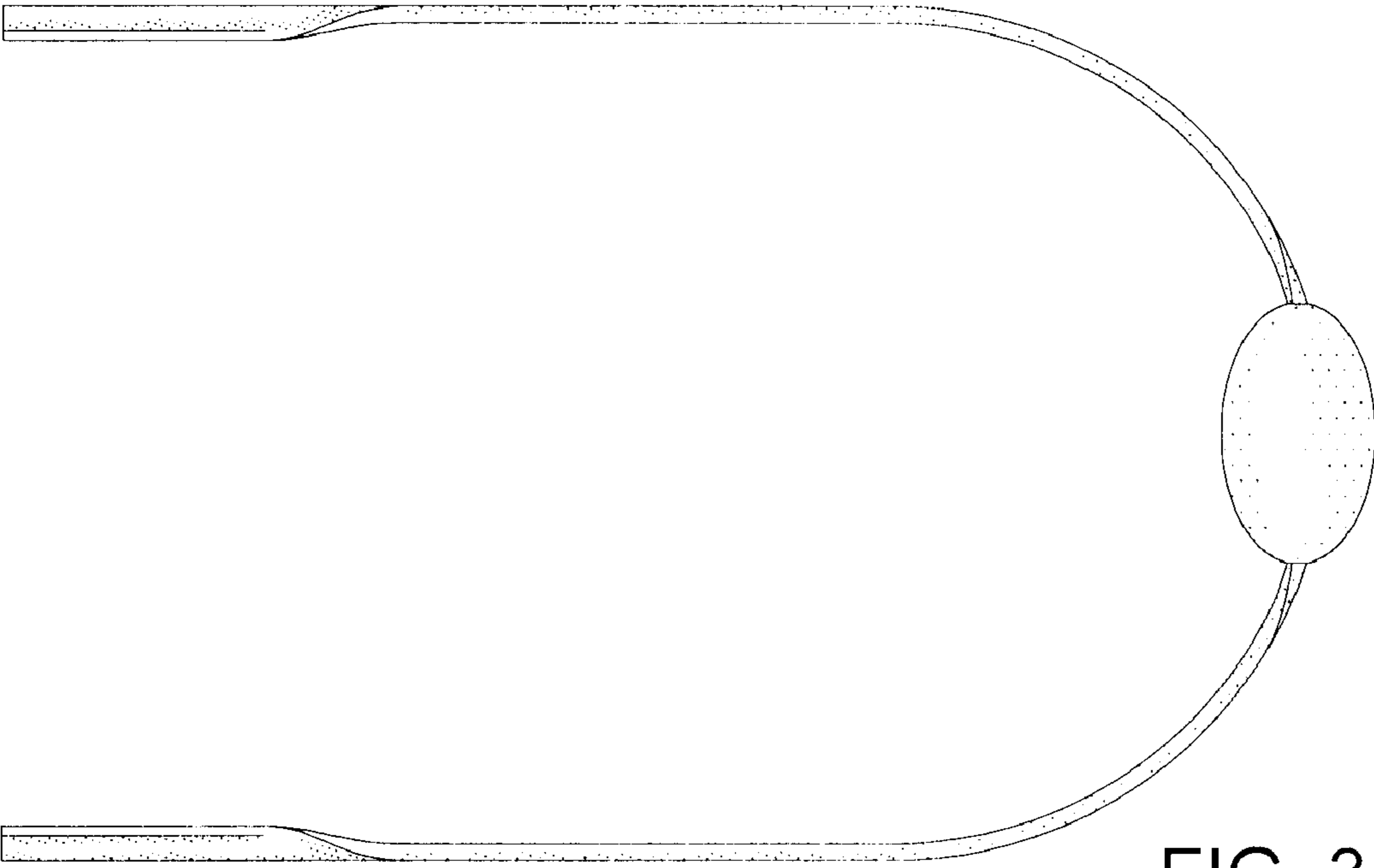


FIG. 3




FIG. 4

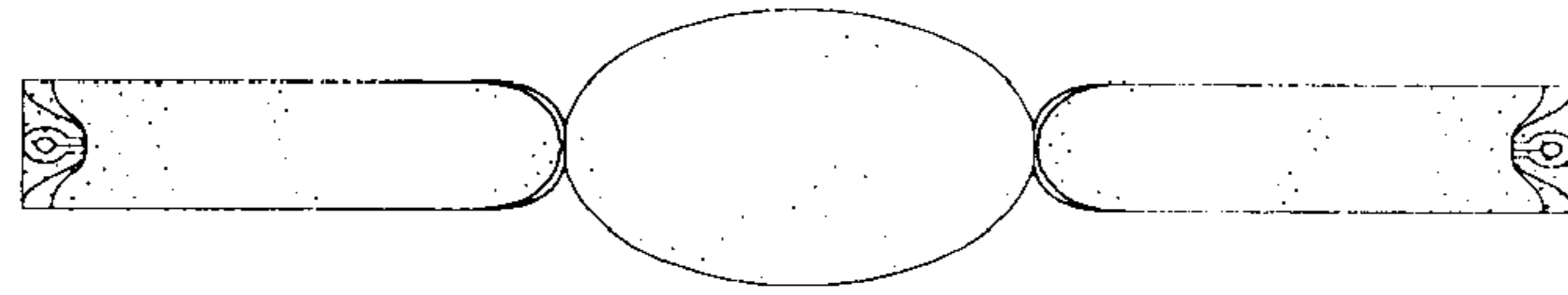


FIG. 5

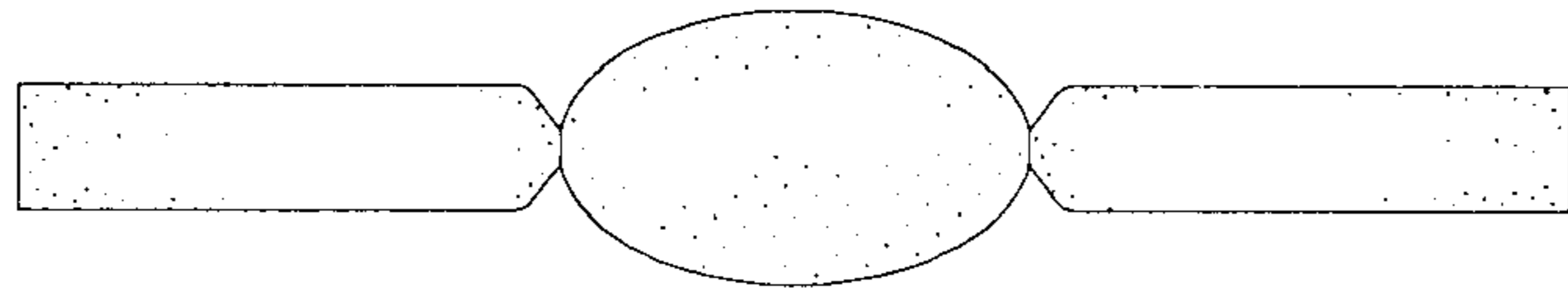


FIG. 6




FIG. 7




FIG. 8