

US00D576176S

(12) **United States Design Patent**
Jong et al.

(10) **Patent No.:** **US D576,176 S**
(45) **Date of Patent:** **** Sep. 2, 2008**

(54) **GRAPHIC USER INTERFACE FOR A CELLULAR PHONE**

(75) Inventors: **In-Won Jong**, Anyang (KR);
Nho-Kyung Hong, Seoul (KR);
Hee-Woong Choi, Seoul (KR);
Kyoung-Sik Yoon, Seoul (KR);
Min-Suk Kim, Seoul (KR);
Hee-Kyeong Jon, Seoul (KR);
Sung-Jun Lee, Seoul (KR); **Andrea Kim**, Seoul (KR); **You-Jin Im**, Seoul (KR)

(73) Assignee: **Samsung Electronics Co., Ltd.**, Suwon-Si (KR)

(**) Term: **14 Years**

(21) Appl. No.: **29/265,833**

(22) Filed: **Sep. 11, 2006**

(30) **Foreign Application Priority Data**
Mar. 23, 2006 (KR) 30-2006-0010834

(51) **LOC (8) Cl.** **14-04**

(52) **U.S. Cl.** **D14/487**

(58) **Field of Classification Search** D14/485-495;
715/700-705, 716, 727, 730, 748, 750, 751,
715/760-762, 764, 775-781, 786, 787, 808,
715/809, 810, 832-846, 863-867, 973-977
See application file for complete search history.

(56) **References Cited**

U.S. PATENT DOCUMENTS

6,111,614 A * 8/2000 Mugura et al. 348/569
6,518,986 B1 * 2/2003 Mugura 715/810

D516,574 S * 3/2006 Ishida et al. D14/488
D547,765 S * 7/2007 Wang et al. D14/486
D549,712 S * 8/2007 Kim et al. D14/485
D550,690 S * 9/2007 Armendariz D14/487
D554,656 S * 11/2007 Seo et al. D14/486
D554,658 S * 11/2007 Park et al. D14/486
D559,261 S * 1/2008 Jung et al. D14/486
D564,530 S * 3/2008 Kim et al. D14/486
7,343,565 B2 * 3/2008 Ying et al. 715/780

* cited by examiner

Primary Examiner—Cathron Brooks

Assistant Examiner—Deanna Fluegeman

(74) *Attorney, Agent, or Firm*—Staas & Halsey LLP

(57) **CLAIM**

The ornamental design for a graphic user interface for a cellular phone, as shown and described.

DESCRIPTION

FIG. 1 is a perspective view of a graphic user interface according to our new design;

FIG. 2 is a front elevational view thereof;

FIG. 3 is a rear elevational view thereof;

FIG. 4 is a left side elevational view thereof;

FIG. 5 is a right side elevational view thereof;

FIG. 6 is a top plan view thereof;

FIG. 7 is a bottom plan view thereof; and,

FIG. 8 is an enlarged view of a portion of the image of FIG. 2.

The broken line showing of a cellular phone is included for the purpose of illustrating portions of the article and forms no part of the claimed design.

1 Claim, 8 Drawing Sheets



FIG. 1

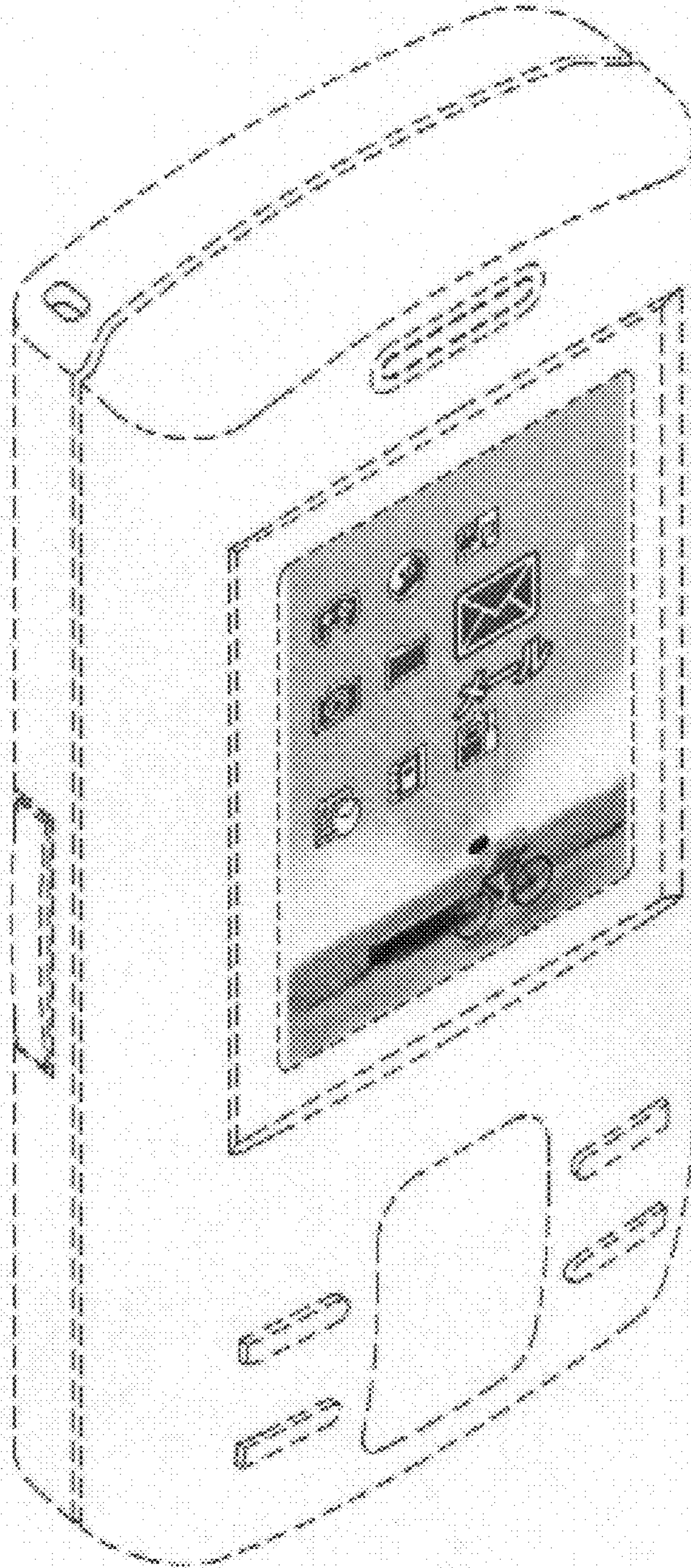


FIG.2




FIG.3




FIG. 4




FIG. 5

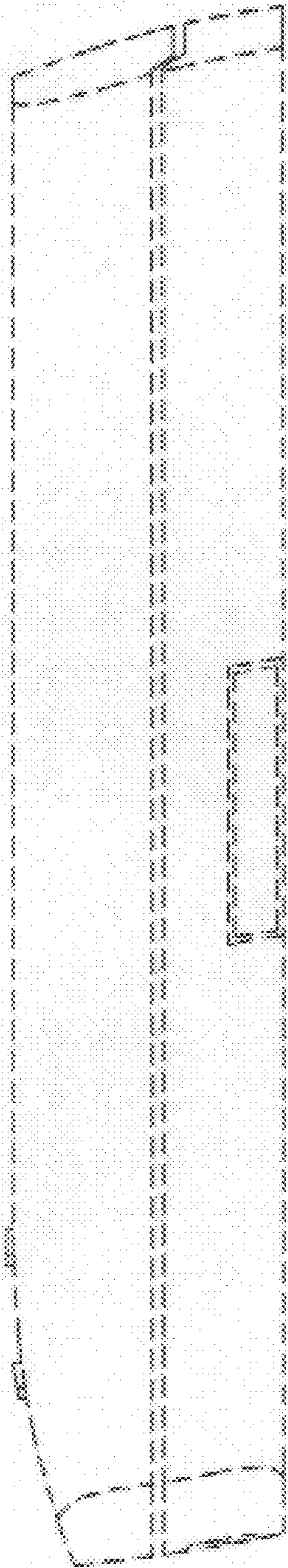


FIG.6




FIG. 7

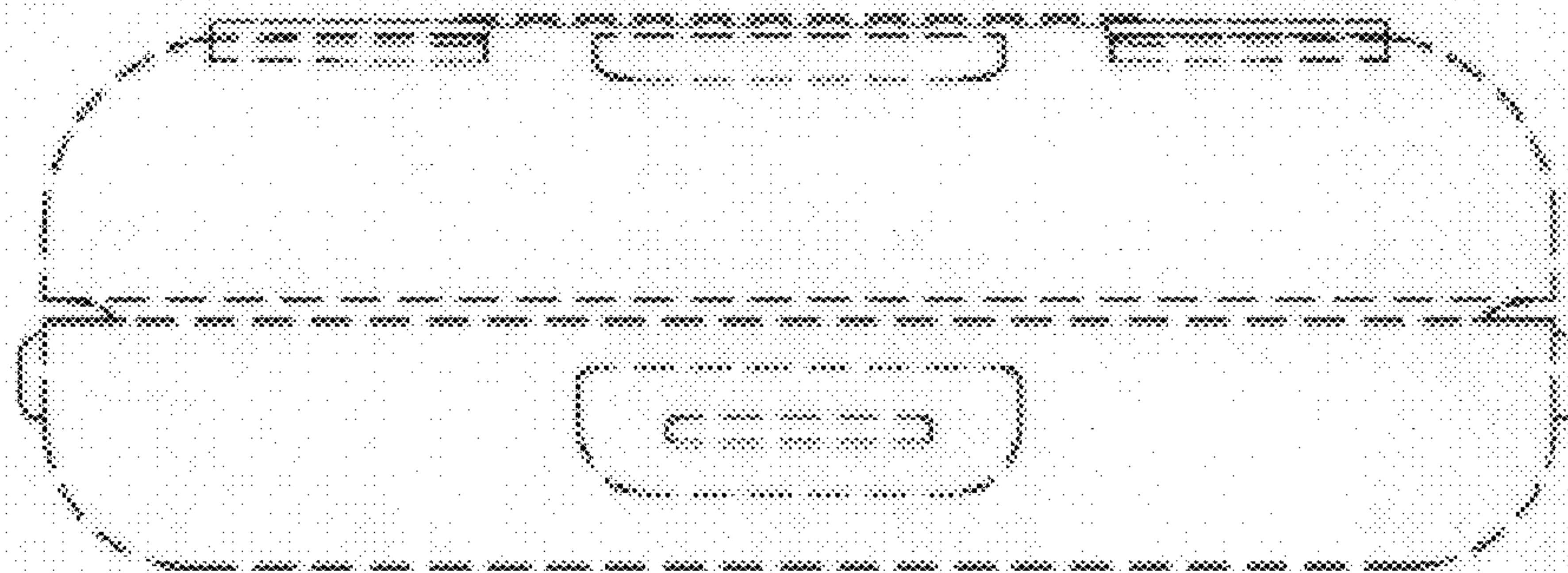


FIG.8

