



US00D576165S

(12) **United States Design Patent**
Yow et al.

(10) **Patent No.:** **US D576,165 S**
(45) **Date of Patent:** **** Sep. 2, 2008**

(54) **PORTION OF A VIDEO GAME CONTROLLER**

D561,238 S * 2/2008 Butler et al. D17/20

(76) Inventors: **Raymond Yow**, 7661 Coffeeberry Dr.,
Corona, CA (US) 92880; **Hong Up Yow**,
7661 Coffeeberry Dr., Corona, CA (US)
92880

(**) Term: **14 Years**

(21) Appl. No.: **29/286,908**

(22) Filed: **May 21, 2007**

(51) **LOC (8) Cl.** **14-02**

(52) **U.S. Cl.** **D14/400; D17/14**

(58) **Field of Classification Search** D14/217,
D14/218, 356, 388, 399-401, 412-416, 432,
D14/434, 454-457, 496; D17/14, 18-21,
D17/24, 99; D21/324, 332, 333, 405, 409,
D21/411, 468, 586; 84/7, 11, 173, 267-269,
84/290, 293, 718; 345/156-161, 905; 463/1,
463/30, 36-38, 46, 47

See application file for complete search history.

(56) **References Cited**

U.S. PATENT DOCUMENTS

D169,062 S *	3/1953	Fender	D17/14
D239,052 S *	3/1976	Bolen et al.	D17/14
D276,918 S *	12/1984	Peavey	D17/20
D278,349 S *	4/1985	Peavey et al.	D17/20
D282,177 S *	1/1986	Peavey	D17/20
D324,692 S *	3/1992	Milner et al.	D17/14
D378,596 S *	3/1997	Jarowsky	D17/14
D390,250 S *	2/1998	McGuire	D17/14
D392,310 S *	3/1998	McGuire	D17/20
D420,694 S *	2/2000	Rose	D17/14
D517,114 S *	3/2006	Knaggs et al.	D17/14
7,320,643 B1 *	1/2008	Brosius et al.	463/37

OTHER PUBLICATIONS

Tony Bacon; Electric Guitars, The Illustrated Encyclopedia; 2000; pp. 239, 248; Backbeat Books; London, United Kingdom.
MusicMan Instruments, Stingray5, accessed date Sep. 14, 2007, http://www.ernieball.com/mmonline/specs/inst_stingray5_big.html, Copyright 1999 Ernie Ball, Inc., San Luis Obispo, CA USA.

* cited by examiner

Primary Examiner—Stella M. Reid

Assistant Examiner—Keli L Acker

(74) *Attorney, Agent, or Firm*—Oswald & Yap; Jay Y. Chiu

(57) **CLAIM**

The ornamental design for a portion of a video game controller, as shown and described.

DESCRIPTION

FIG. 1 is a top plan view of a portion of a video game controller showing our new design;

FIG. 2 is a top front perspective view thereof;

FIG. 3 is a top left perspective view thereof;

FIG. 4 is a top right perspective view thereof;

FIG. 5 is a top rear perspective view thereof;

FIG. 6 is a bottom plan view thereof;

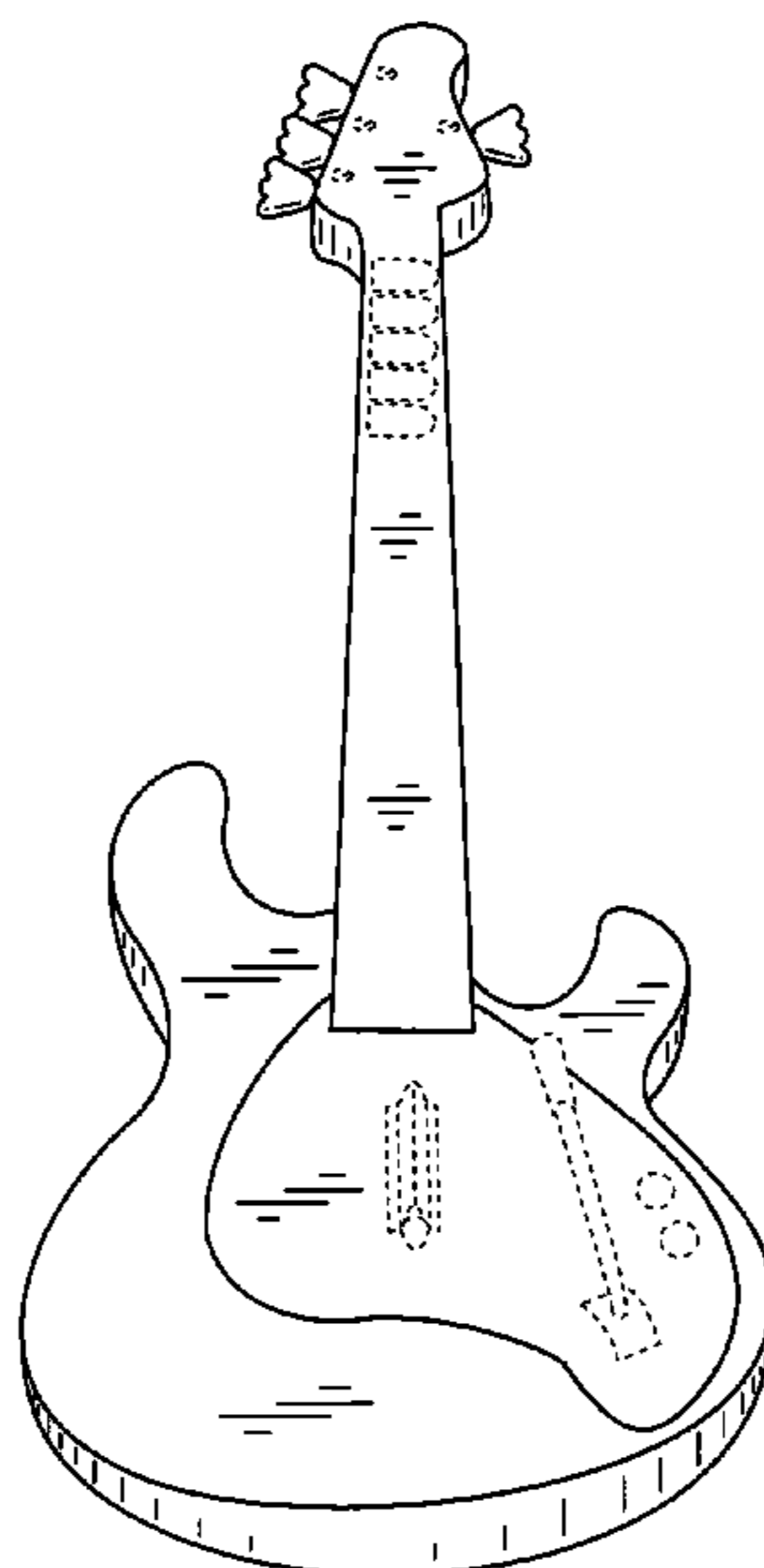
FIG. 7 is a front elevational view thereof; and,

FIG. 8 is a rear elevational view thereof.

The features shown in broken lines are for illustrative purposes only and form no part of the claimed design.

Our new design of a portion of a game controller is characterized by a guitar shaped body.

1 Claim, 6 Drawing Sheets



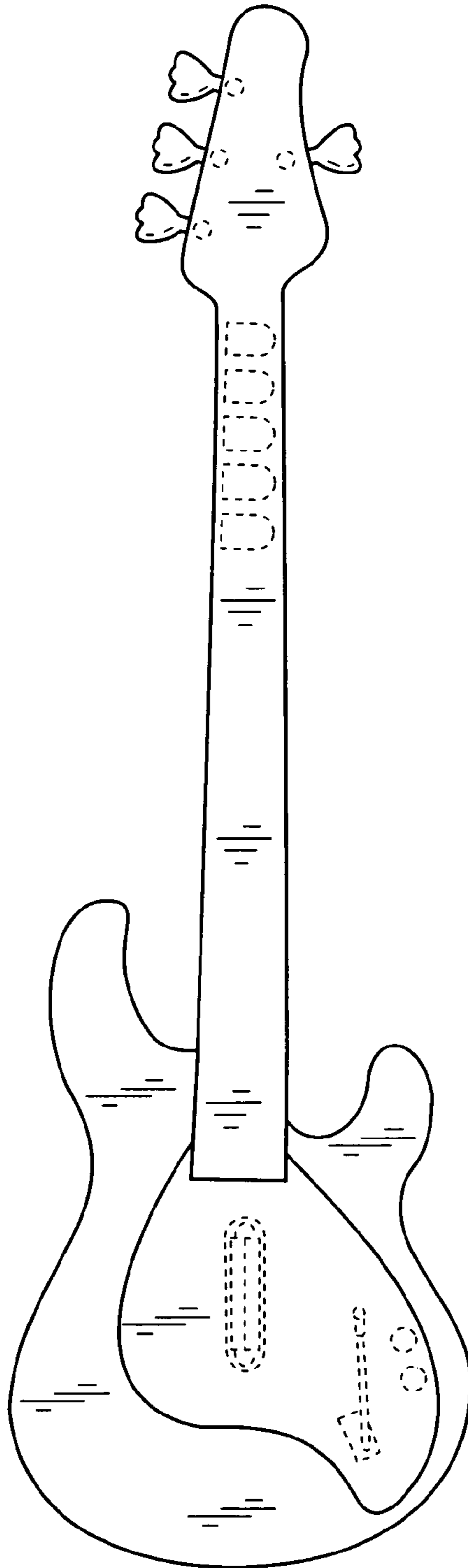


FIG. 1

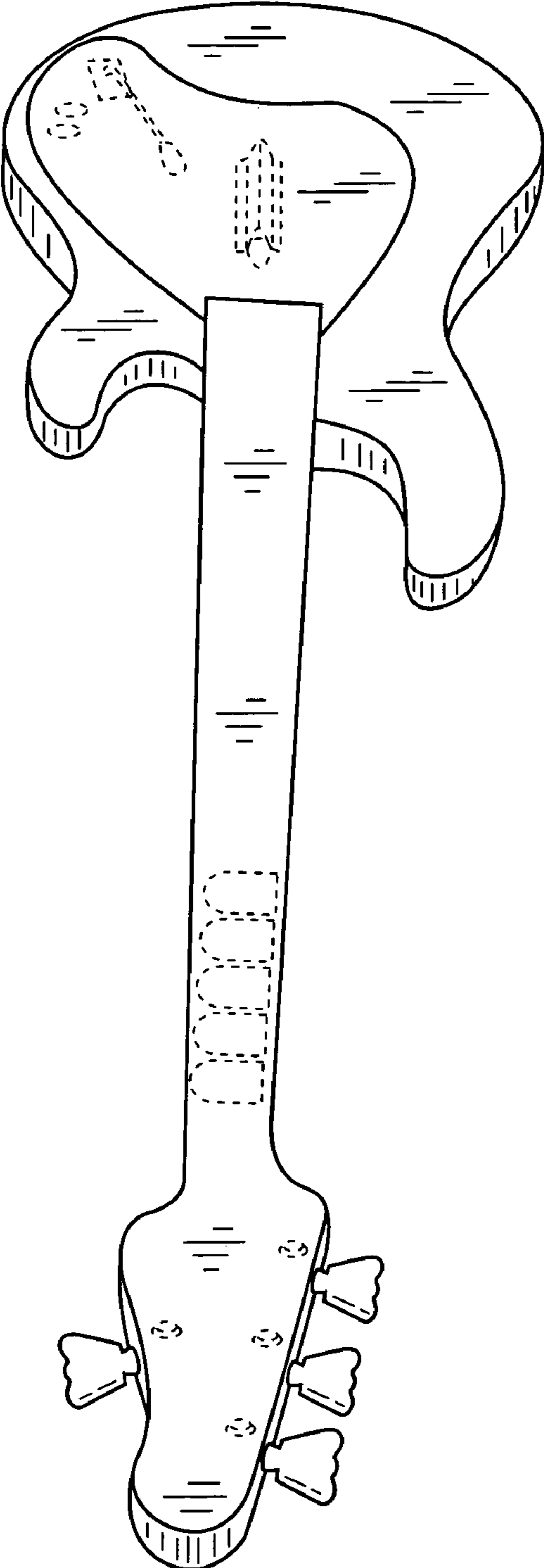


FIG. 2

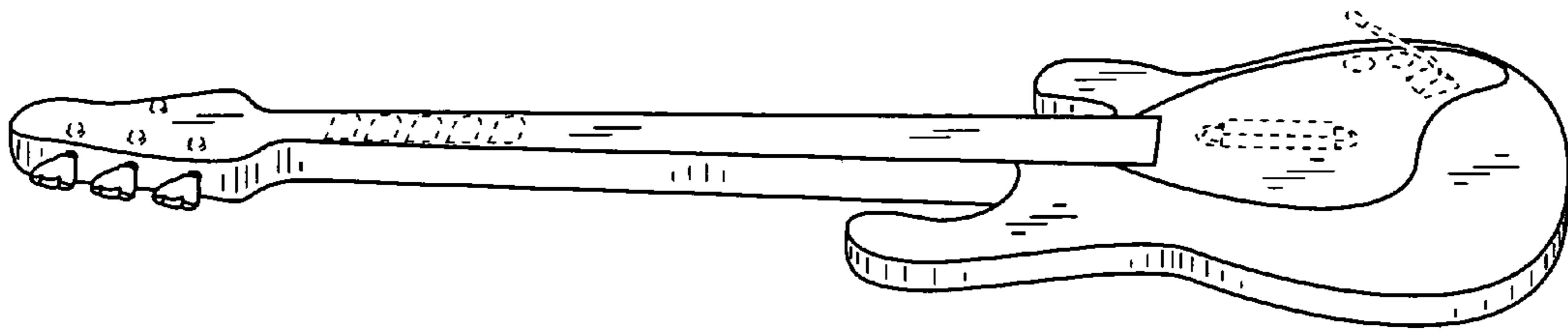


FIG. 3

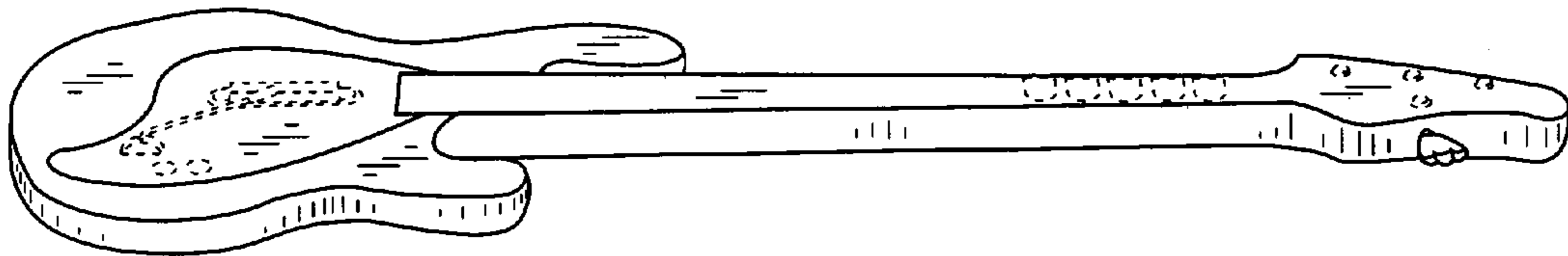


FIG. 4

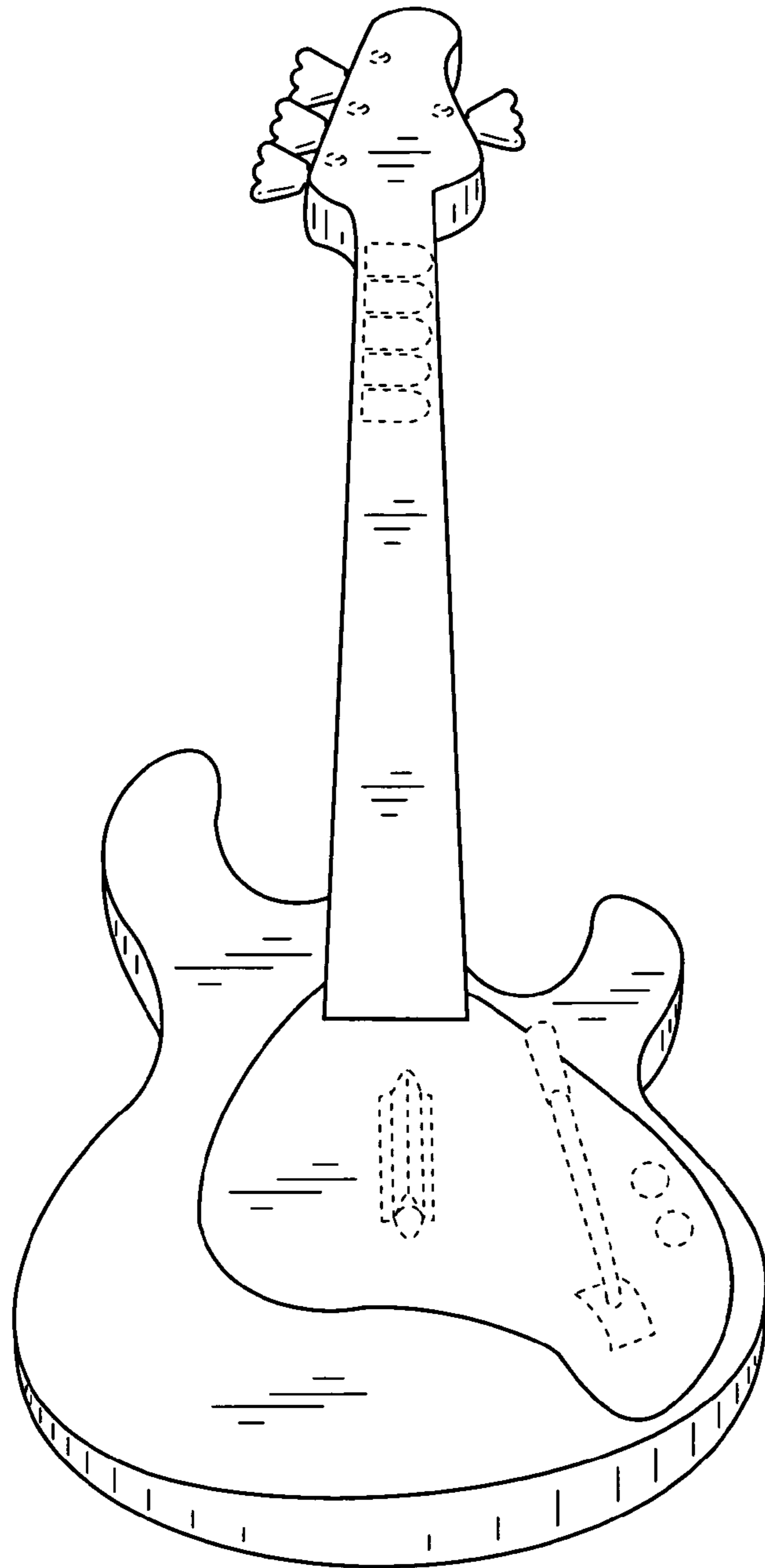


FIG. 5

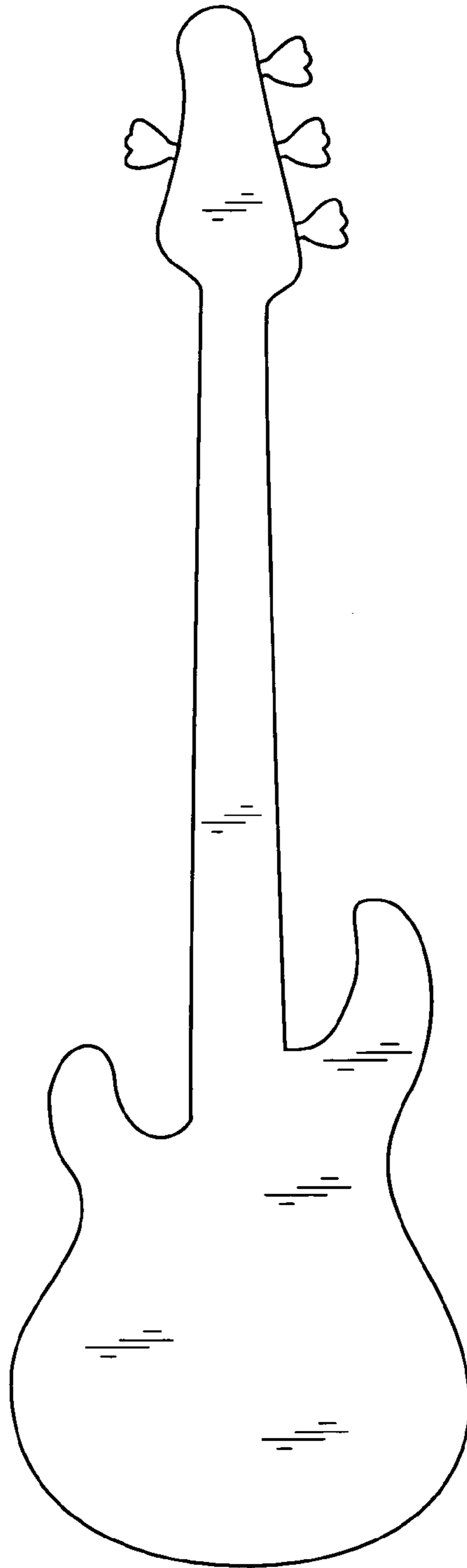


FIG. 6

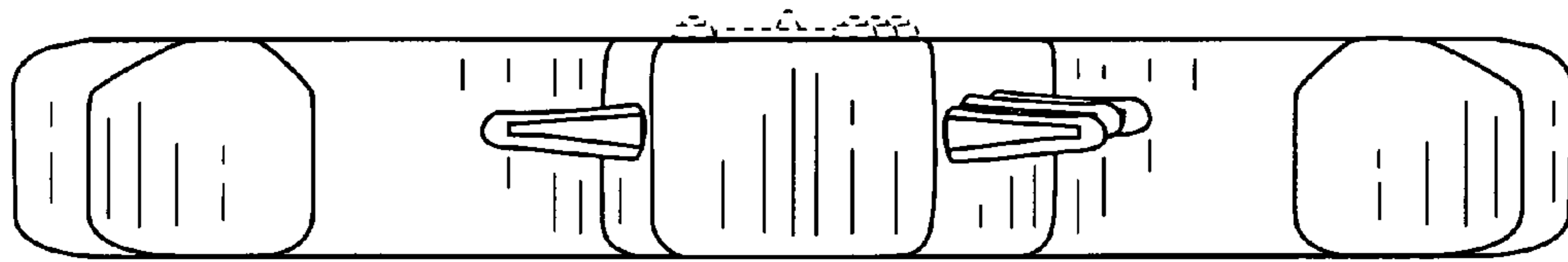


FIG. 7




FIG. 8

UNITED STATES PATENT AND TRADEMARK OFFICE
CERTIFICATE OF CORRECTION

PATENT NO. : Des. 576,165 S
APPLICATION NO. : 29/286908
DATED : September 2, 2008
INVENTOR(S) : Raymond Yow et al.

Page 1 of 1

It is certified that error appears in the above-identified patent and that said Letters Patent is hereby corrected as shown below:

Title Page, Item 76

“Hong Up Yow” should read

Hong Lip Yow

Signed and Sealed this

Second Day of June, 2009



JOHN DOLL
Acting Director of the United States Patent and Trademark Office