

US00D576163S

(12) **United States Design Patent**
Sasaki

(10) **Patent No.:** **US D576,163 S**
(45) **Date of Patent:** **** Sep. 2, 2008**

(54) **CASE FOR HARD DISC DRIVE**

(75) Inventor: **Ichiro Sasaki**, Tokyo (JP)

(73) Assignee: **Sony Computer Entertainment Inc.**,
Tokyo (JP)

(**) Term: **14 Years**

(21) Appl. No.: **29/272,601**

(22) Filed: **Feb. 13, 2007**

(30) **Foreign Application Priority Data**

Aug. 14, 2006 (JP) D2006-021676

(51) **LOC (8) Cl.** **14-02**

(52) **U.S. Cl.** **D14/363**

(58) **Field of Classification Search** D13/149,
D13/184; D14/356-369; 360/131-133,
360/97.01, 97.03; 361/683-686, 724-725,
361/752; 369/272.1, 273, 75.11, 13.01; 711/100,
711/115

See application file for complete search history.

(56) **References Cited**

U.S. PATENT DOCUMENTS

- D391,798 S 3/1998 Kirihara et al.
- D395,430 S 6/1998 Tatenuma
- D466,507 S 12/2002 Nakamura
- D466,897 S 12/2002 Hata
- D487,459 S * 3/2004 Stone et al. D14/363
- D512,422 S * 12/2005 Sato et al. D14/363

FOREIGN PATENT DOCUMENTS

TW D101498 S 11/2004

OTHER PUBLICATIONS

Taiwan IPO Search Report for application No. 96301085 dated Nov. 28, 2007.

* cited by examiner

Primary Examiner—Brian N Vinson

(74) *Attorney, Agent, or Firm*—Rader, Fishman & Grauer, PLLC

(57) **CLAIM**

The ornamental design for a case for hard disc drive, as shown and described.

DESCRIPTION

FIG. 1 is a perspective view of a case for hard disc drive showing my new design;

FIG. 2 is a front elevational view thereof.

FIG. 3 is a rear elevational view thereof;

FIG. 4 is a left side elevational view thereof;

FIG. 5 is a right side elevational view thereof;

FIG. 6 is a top plan view thereof; and,

FIG. 7 is a bottom plan view thereof.

Portions are shown as broken lines are for illustrative purpose only and form no part of the claimed design. The dot-dash broken lines define, but are not included in, the boundaries of the claimed design.

1 Claim, 7 Drawing Sheets

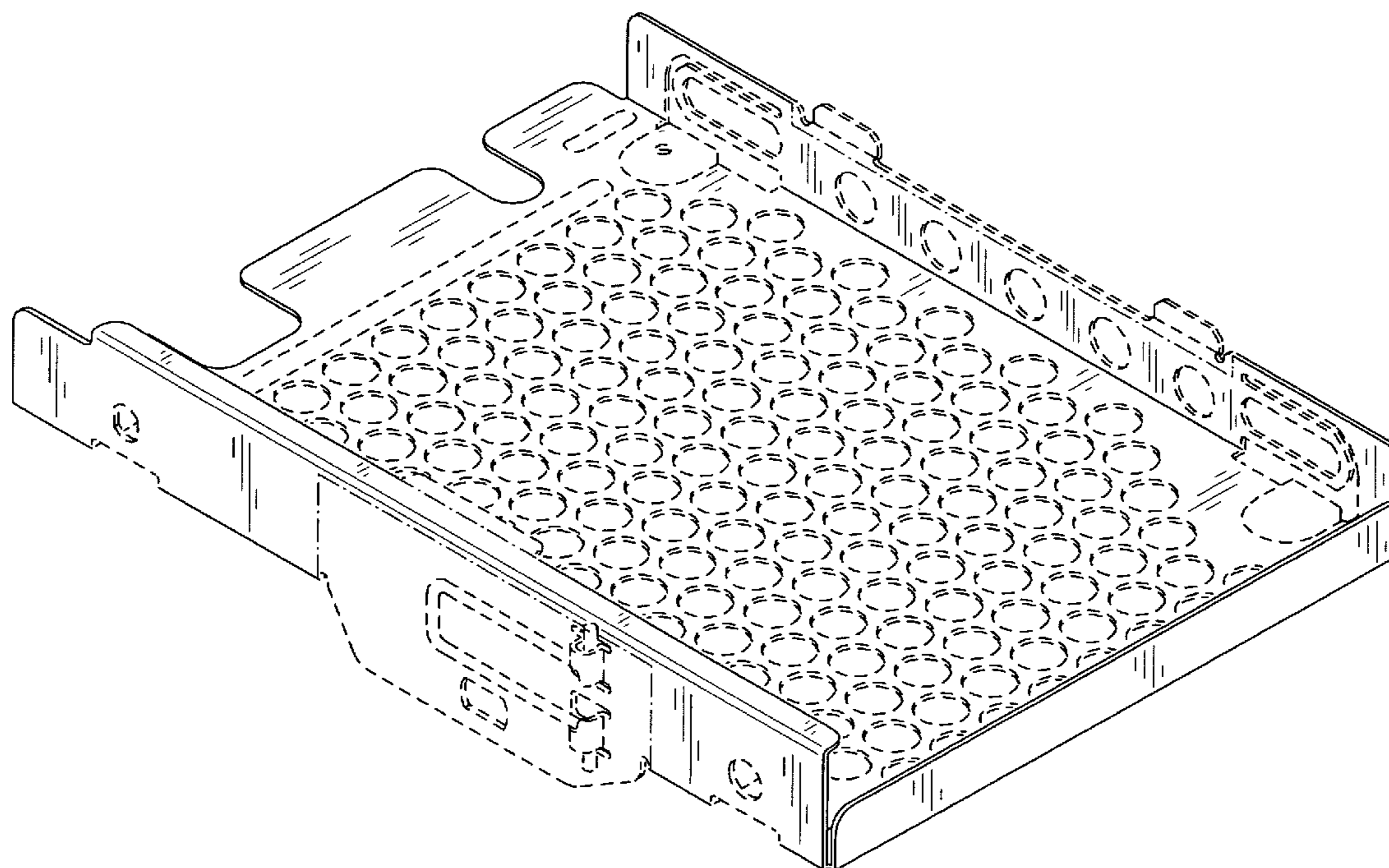


Fig. 1

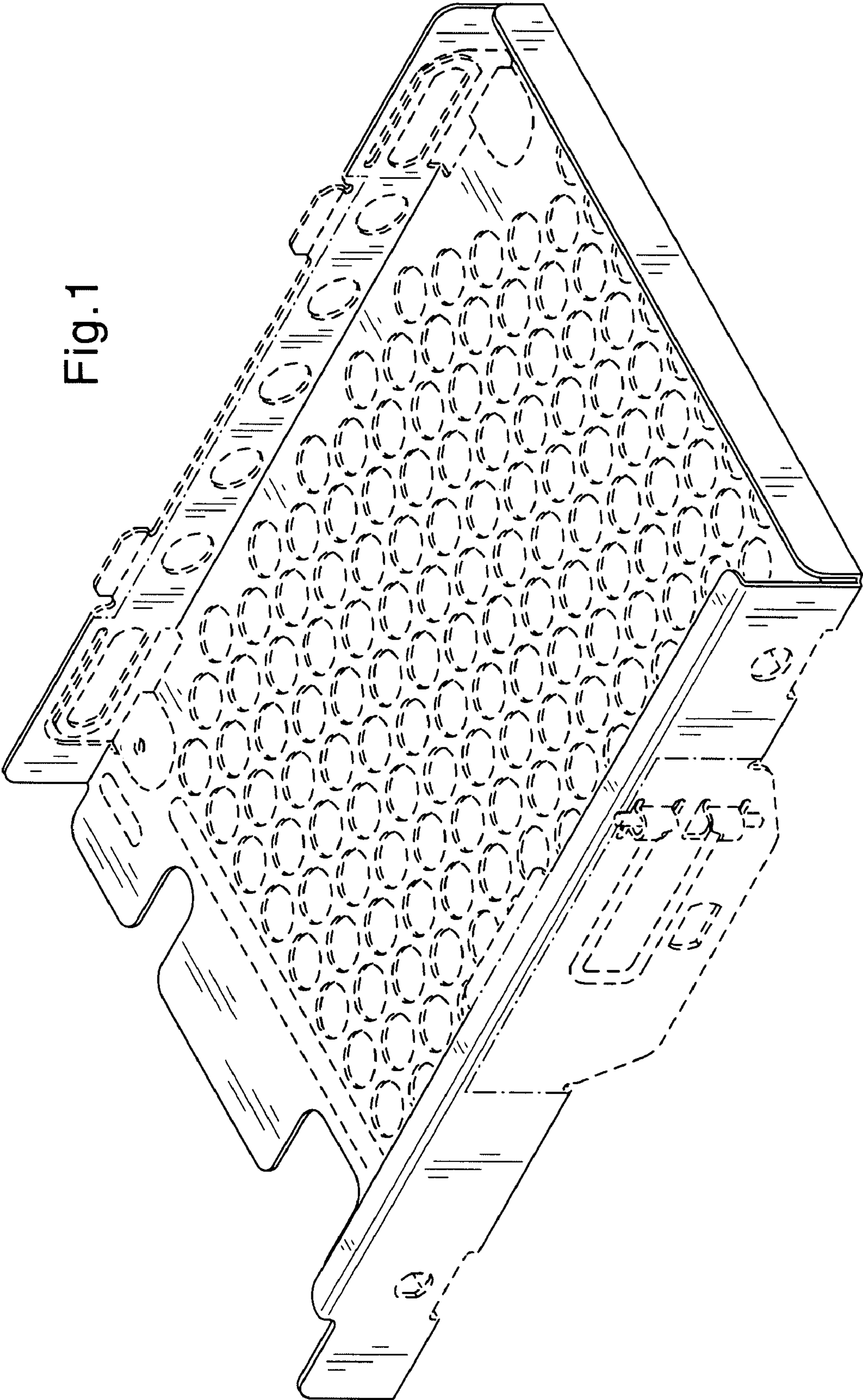


Fig.2

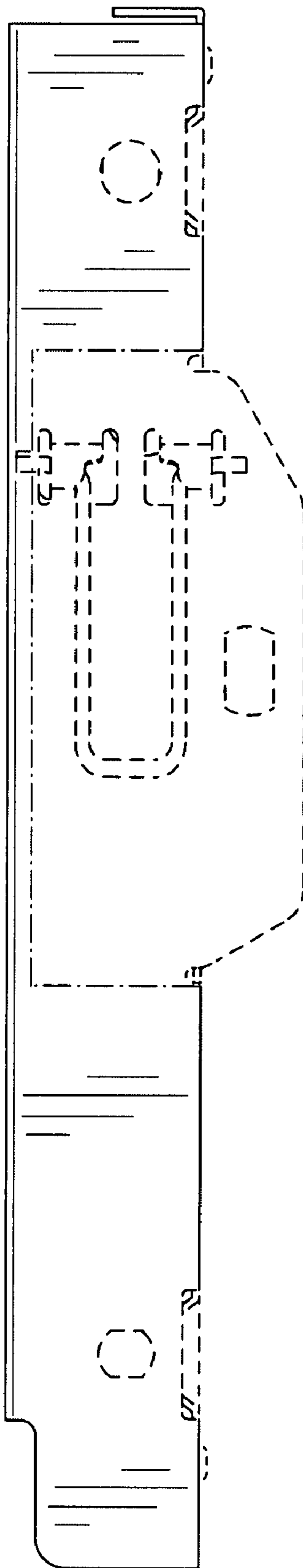


Fig.3

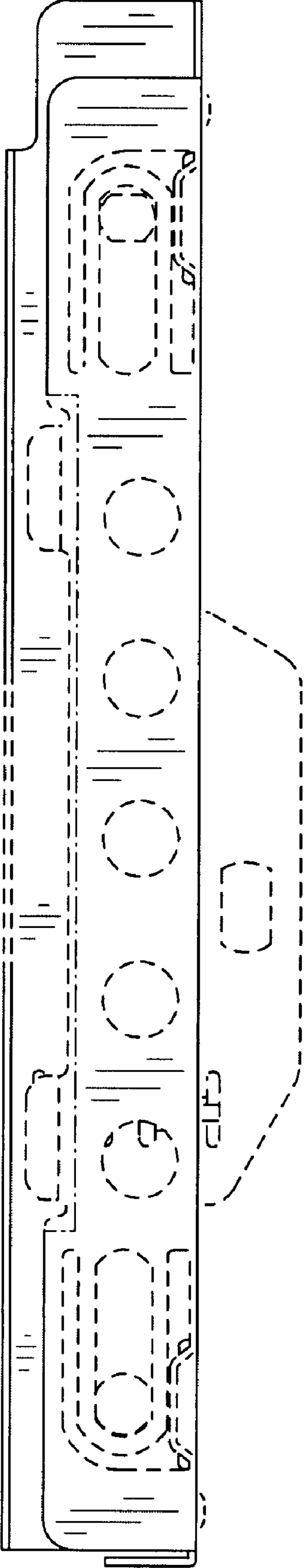


Fig. 4

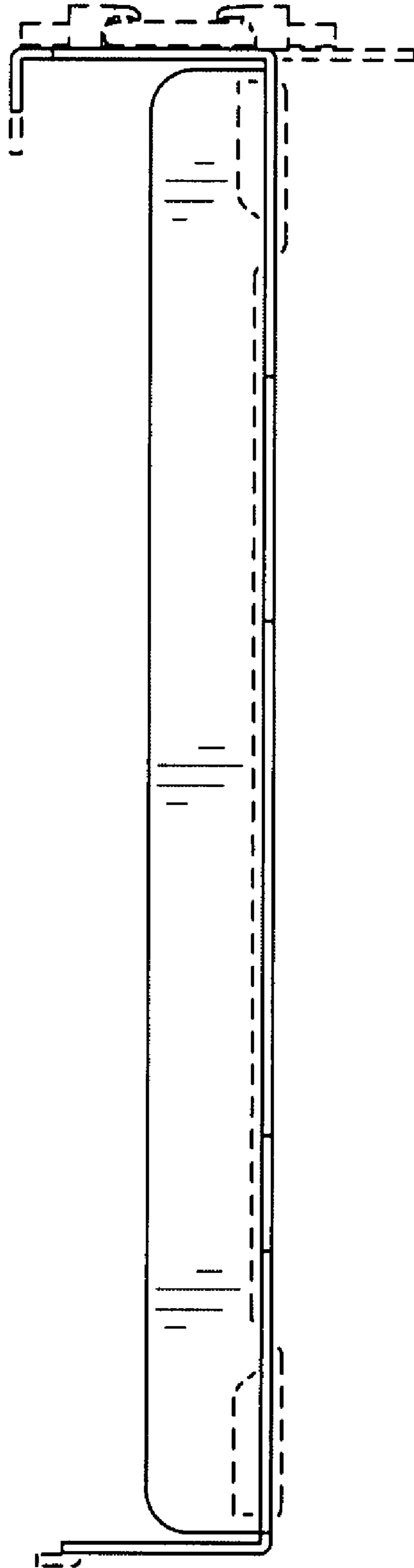


Fig. 5

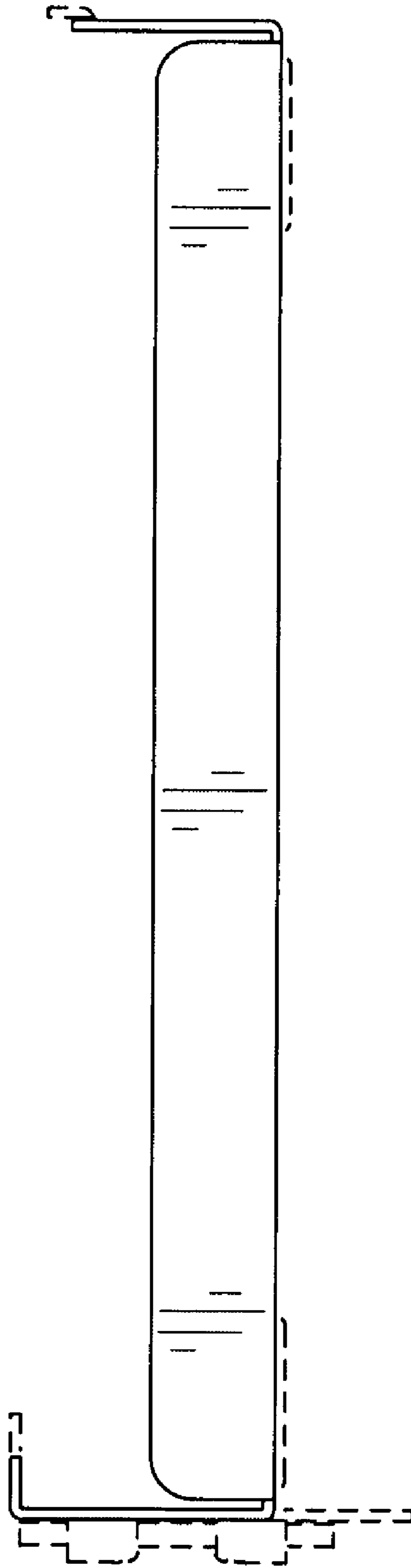


Fig. 6

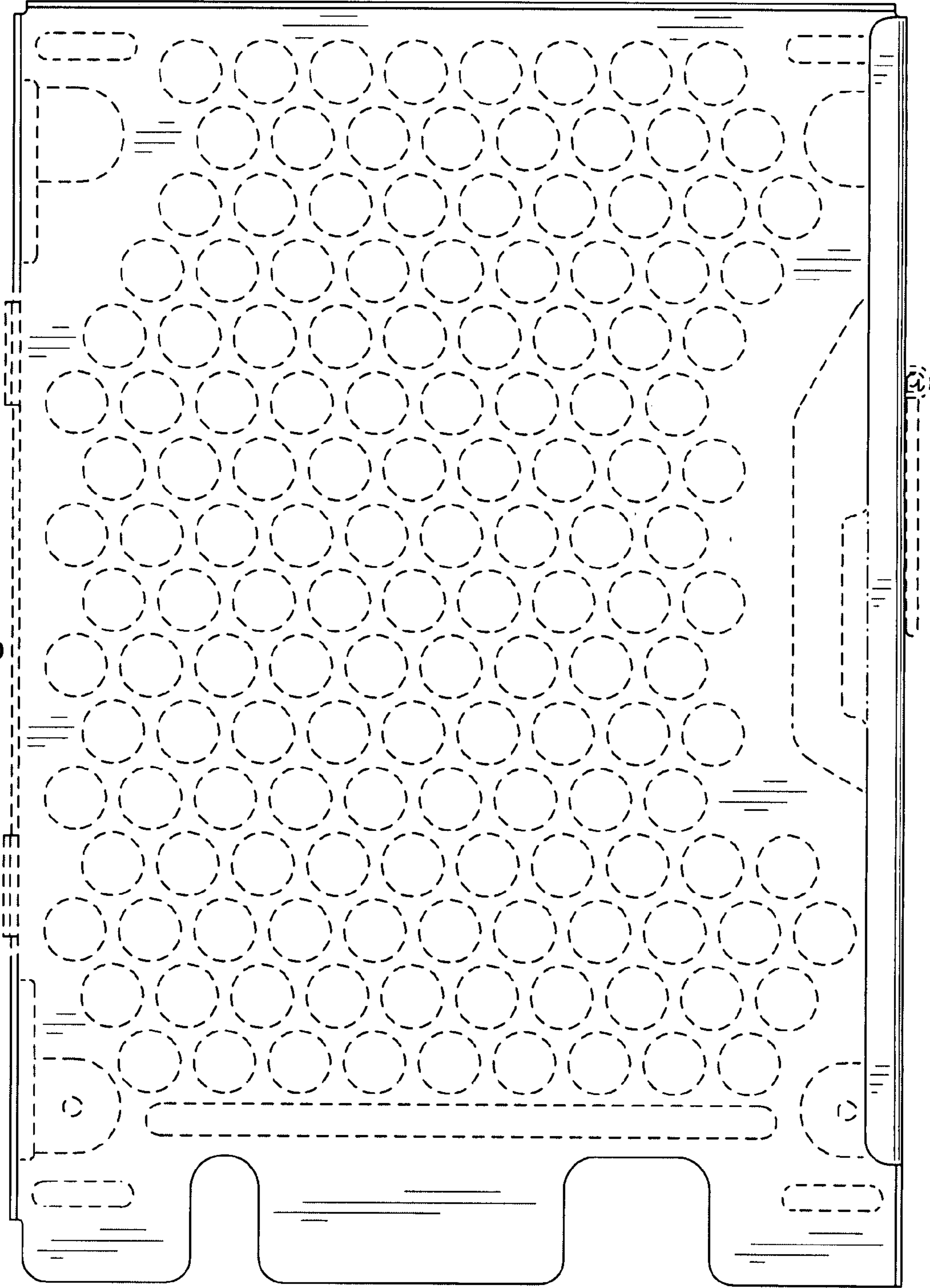


Fig. 7

