



US00D576148S

(12) **United States Design Patent**
Lee, Jr. et al.

(10) **Patent No.:** **US D576,148 S**
(45) **Date of Patent:** **** Sep. 2, 2008**

(54) **MUSIC SYSTEM**

D563,388 S * 3/2008 Aquillano D14/214
D566,101 S * 4/2008 Griffin et al. D14/214

(75) Inventors: **John Arthur Lee, Jr.**, Framingham, MA (US); **Stuart Raymond Jang**, Waltham, MA (US)

OTHER PUBLICATIONS

U.S. Appl. No. 29/275,402, filed Dec. 22, 2006, including transaction history printed off PAIR Feb. 6, 2008.

U.S. Appl. No. 29/275,403, filed Dec. 22, 2006, including transaction history printed off PAIR Feb. 6, 2008.

(73) Assignee: **Bose Corporation**, Framingham, MA (US)

(**) Term: **14 Years**

* cited by examiner

(21) Appl. No.: **29/299,161**

Primary Examiner—Stella M. Reid

Assistant Examiner—Keli L Acker

(22) Filed: **Dec. 20, 2007**

(74) *Attorney, Agent, or Firm*—Bose Intellectual Property Group

(51) **LOC (8) Cl.** **14-03**

(57) **CLAIM**

(52) **U.S. Cl.** **D14/188**; D14/214

The ornamental design for a music system, substantially as shown and described.

(58) **Field of Classification Search** D14/137, D14/142, 149, 155, 168, 169, 170, 171, 188, D14/189, 191–198, 204, 214, 217, 251, 257, D14/258, 265, 432, 434, 435, 447, 496; 369/6–12; 370/342–344; 455/344–351, 556.1, 556.2, 455/557; 248/221.11, 309.1; 320/107, 110, 320/113–115; 361/600, 679, 683, 686; 439/529, 439/534

DESCRIPTION

See application file for complete search history.

FIG. 1 is a perspective view of our new design as seen from the front, top and left side of the music system;

FIG. 2 is a top view thereof;

FIG. 3 is a front view thereof;

FIG. 4 is a bottom view thereof;

FIG. 5 is a back view thereof;

FIG. 6 is a right side view thereof, the left side view being a mirror image of the right side view; and,

FIG. 7 is a perspective view as seen from the back, top and right side thereof.

The broken line showing of the connector is included for the purpose of illustrating environmental structure and forms no part of the claimed design.

(56) **References Cited**

U.S. PATENT DOCUMENTS

D514,090 S	1/2006	Carbone	
D514,546 S	* 2/2006	Chan	D14/171
D532,773 S	* 11/2006	Langberg et al.	D14/214
D545,810 S	* 7/2007	Hussaini et al.	D14/168
D547,303 S	* 7/2007	Westrup et al.	D14/214
D552,080 S	* 10/2007	Langberg et al.	D14/214
D554,104 S	* 10/2007	Kurihara	D14/214
D558,185 S	* 12/2007	Schul et al.	D14/214
D563,386 S	* 3/2008	Foster	D14/214
D563,387 S	* 3/2008	Aquillano	D14/214

1 Claim, 7 Drawing Sheets


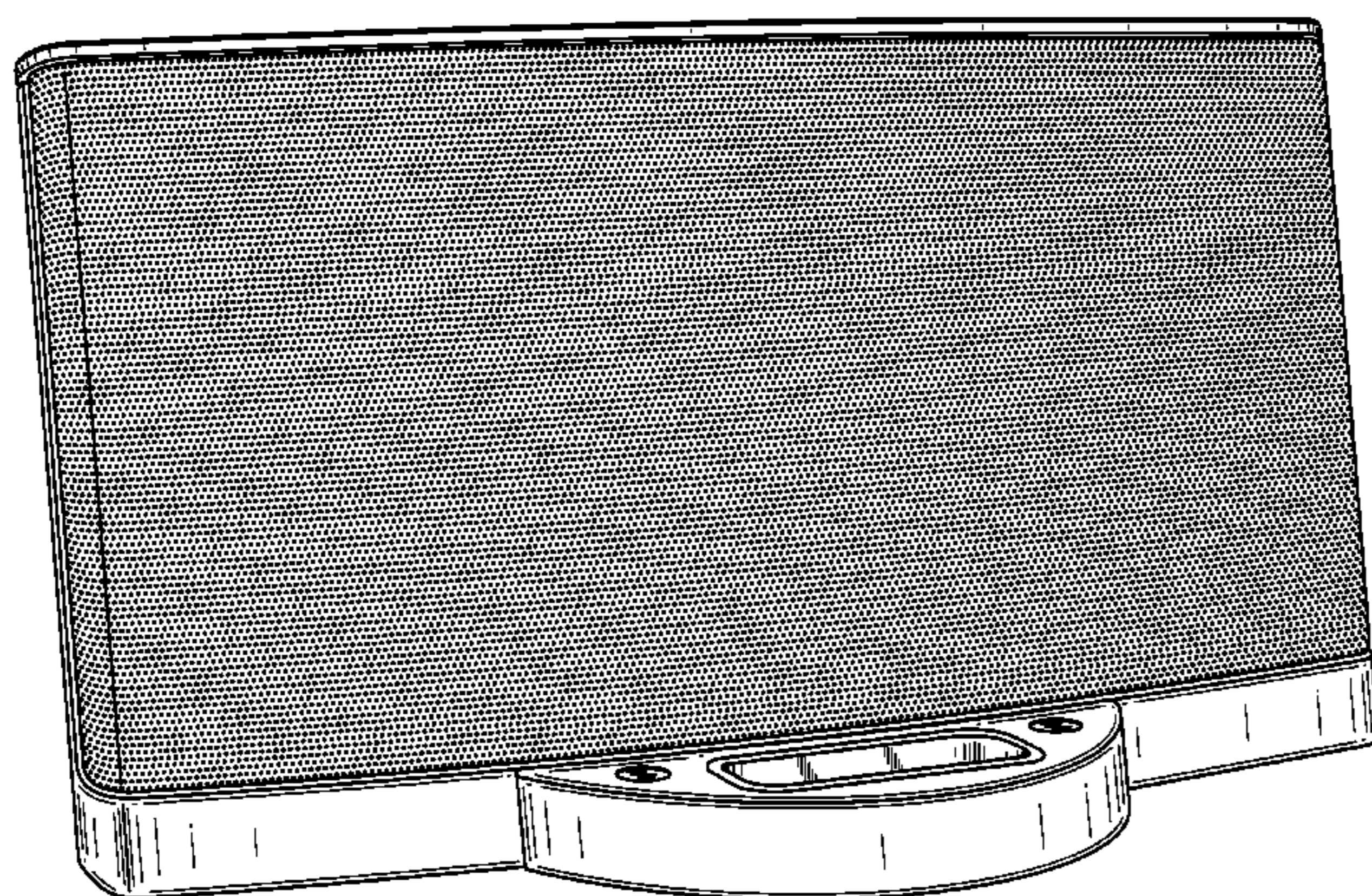


FIG. 1

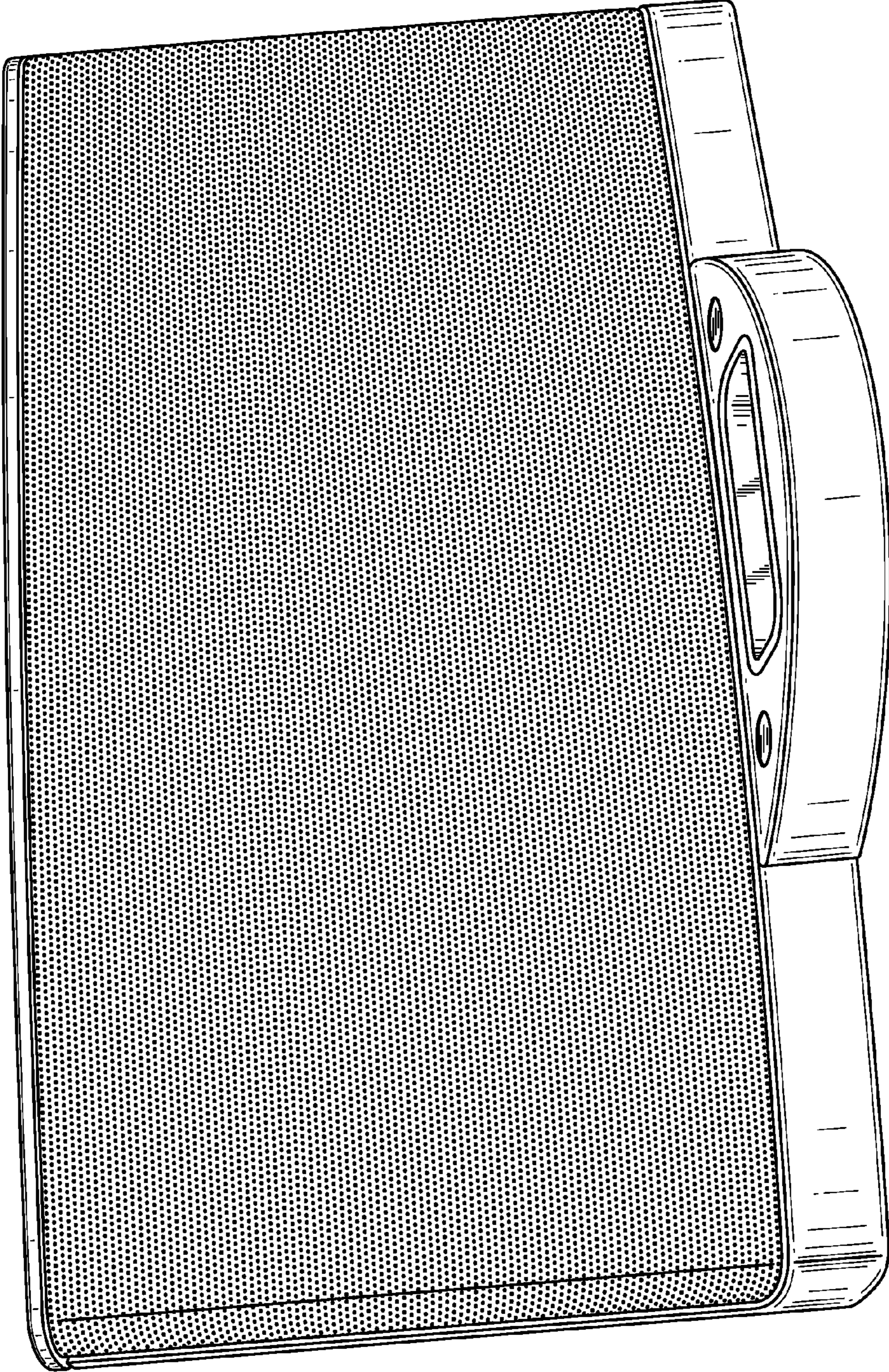


FIG. 2

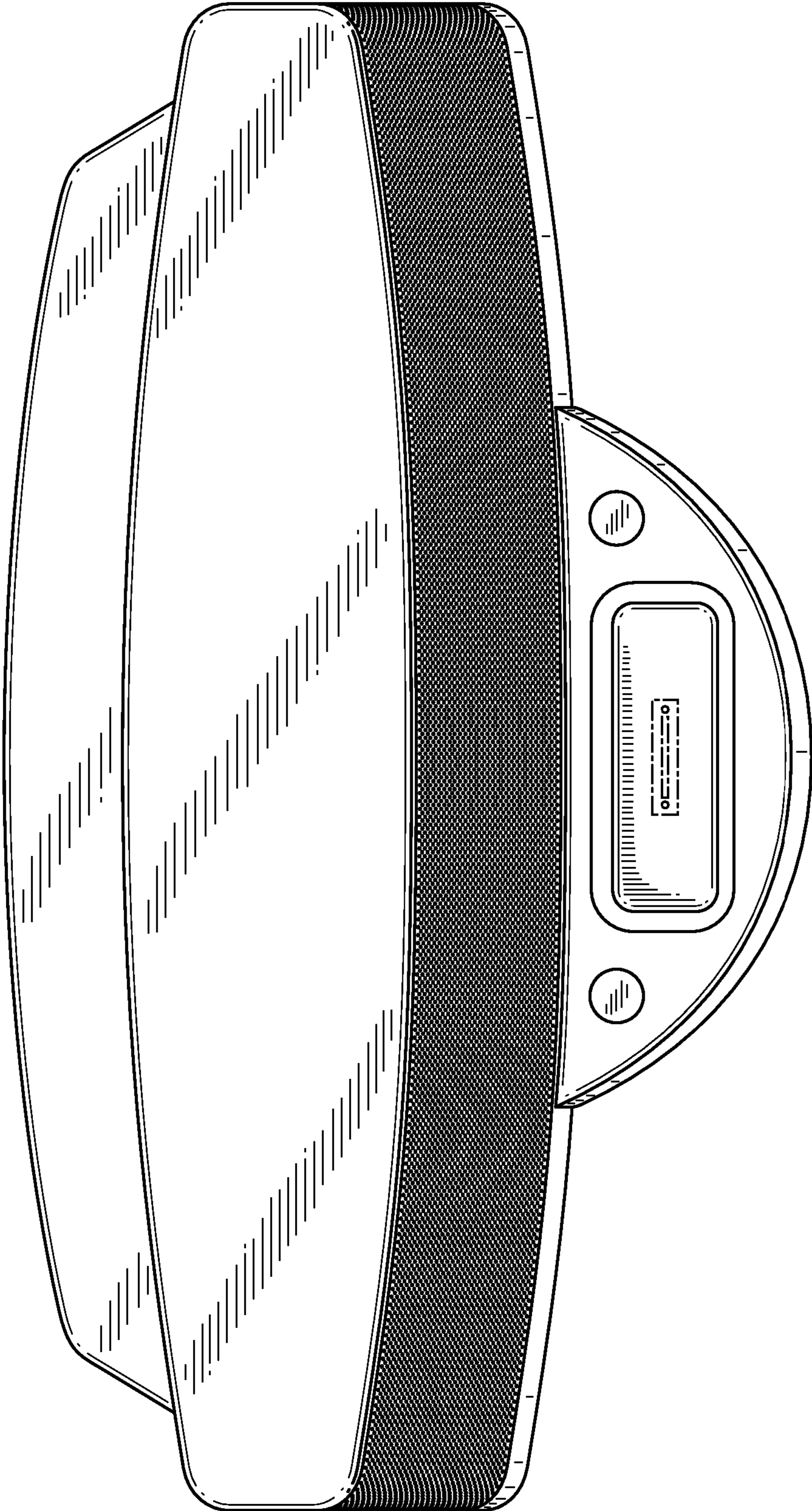


FIG. 3




FIG. 4

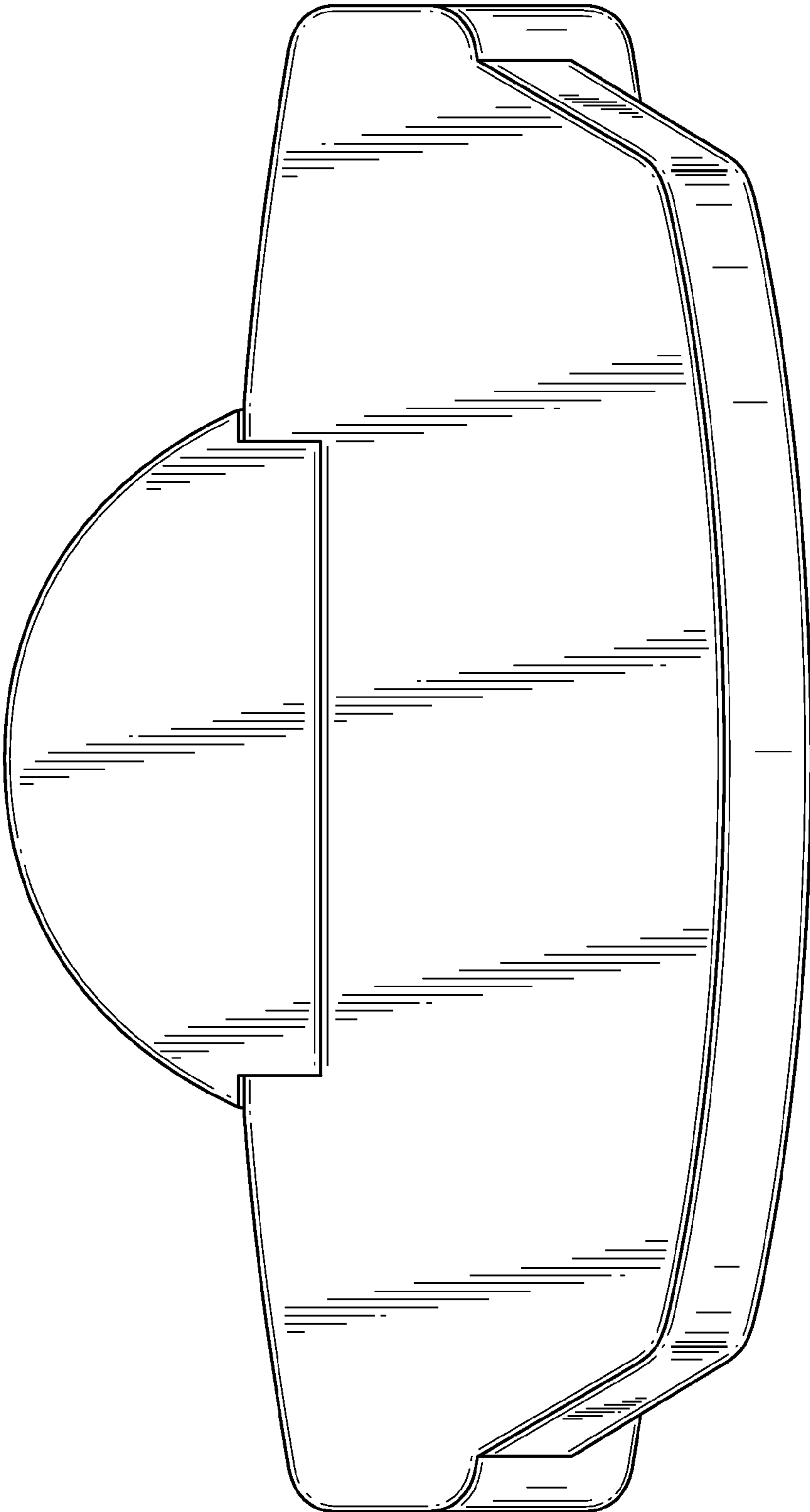


FIG. 5

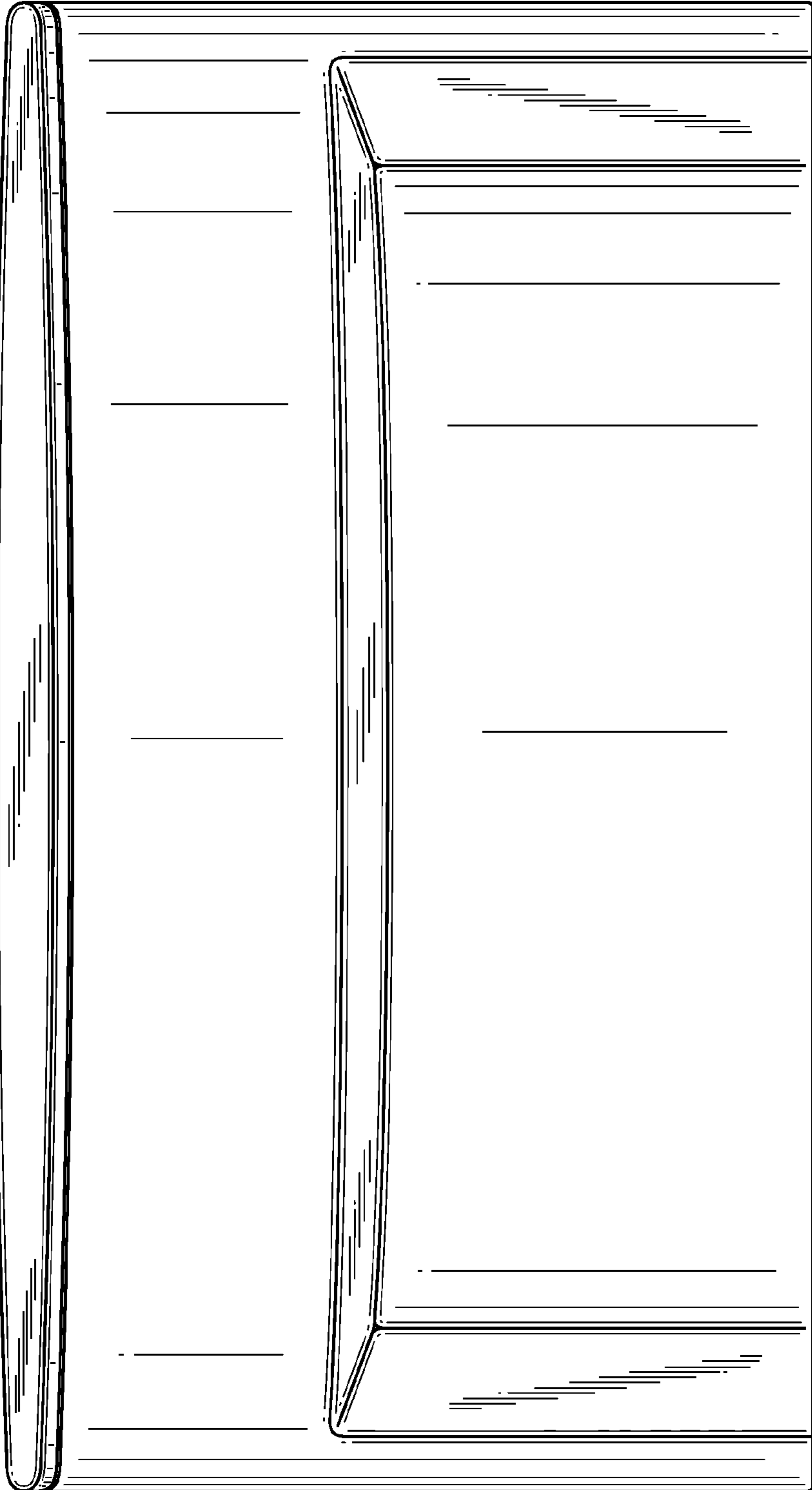


FIG. 6

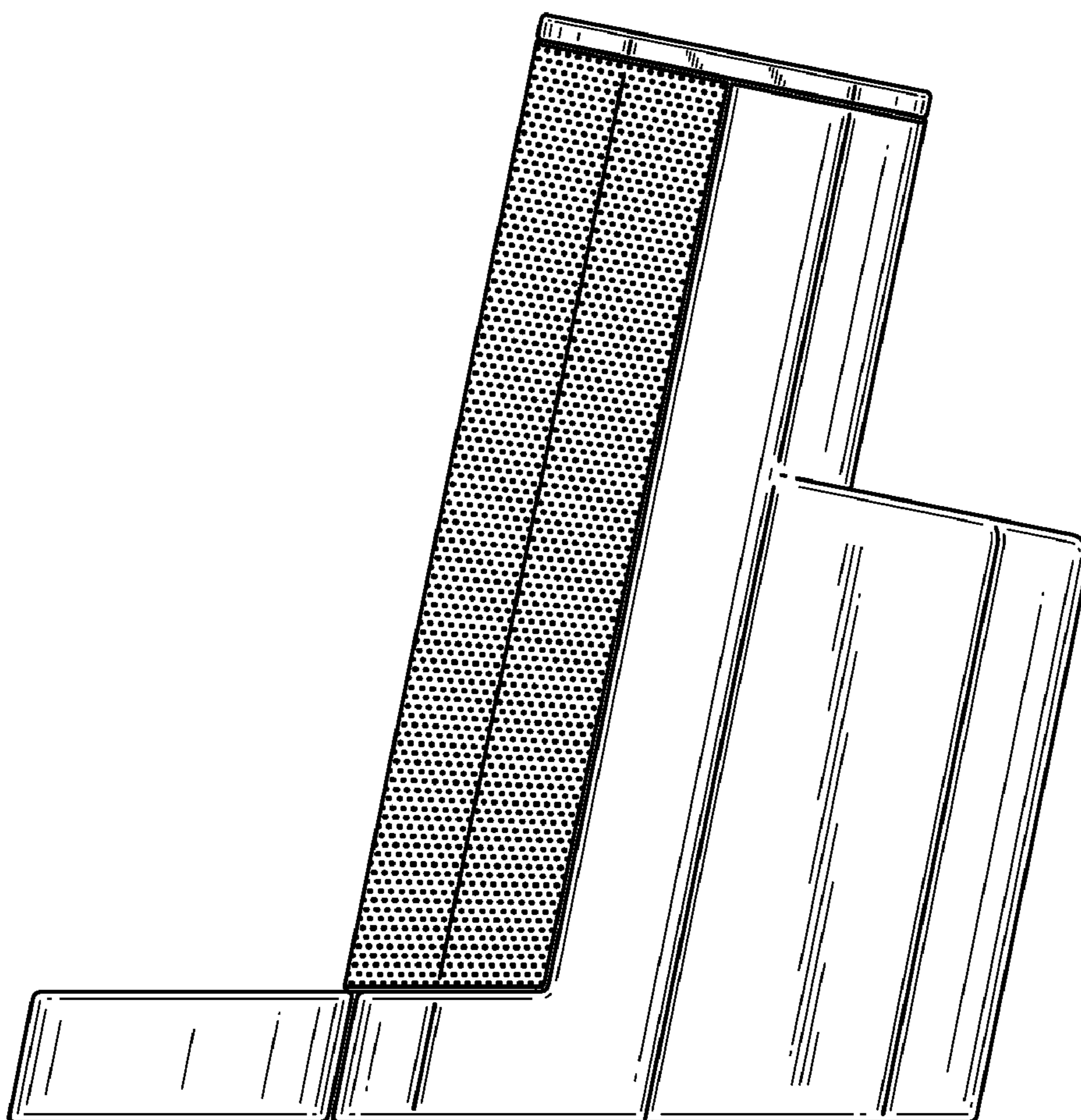


FIG. 7

