



US00D576146S

(12) **United States Design Patent**  
**Brown et al.**

(10) **Patent No.:** **US D576,146 S**  
(45) **Date of Patent:** **\*\* Sep. 2, 2008**

(54) **TELEPHONE**

D562,304 S \* 2/2008 Takada et al. .... D14/151

(75) Inventors: **Dustin Brown**, Chicago, IL (US);  
**Arthur Wu**, Plano, TX (US); **Chris Hunke**,  
Plano, TX (US); **Shingo Ishizaka**, Tokyo (JP);  
**Akira Takahashi**, Tokyo (JP)

JP	1306797	7/2007
JP	1306798	7/2007
JP	1306799	7/2007
JP	1306800	7/2007

FOREIGN PATENT DOCUMENTS

(73) Assignee: **Iwatsu Electric Co., Ltd.**, Tokyo (JP)

(\*\*) Term: **14 Years**

(21) Appl. No.: **29/298,106**

(22) Filed: **Nov. 29, 2007**

(51) **LOC (8) Cl.** ..... **14-03**

(52) **U.S. Cl.** ..... **D14/151**

(58) **Field of Classification Search** ..... D14/130,  
D14/140-142, 144, 146-151, 158-159, 240,  
D14/243, 251-253, 329-330, 357, 434, 496;  
379/88.17, 90.01, 93.17, 387.01, 388.02,  
379/419-420.04, 428.01-428.04, 434-436,  
379/440, 446-447, 454-455; 381/16, 71.1;  
D13/107-108; 191/12.2 R; 320/108, 110,  
320/113-115; 445/411, 550.1-90.3; 348/14.01-14.06  
See application file for complete search history.

OTHER PUBLICATIONS

General Electric / RCA 25413RE3, <URL:http://www.101phones.com/details/4385-1133/General-Electric-RCA-4-Line-Corded-Phone-System-25413Re3.html (1 of 2)May 22, 2008 10:00:19 PM>, retrieved from internet May 22, 2008.\*  
Panasonic KX-TS208W, <URL:http://www.101phones.com/details/2883-282/Panasonic-2-Line-Corded-Phones-KX-TS208.html>, retrieved from internet May 22, 2008.\*  
U.S. Appl. No. 29/298,106, filed Nov. 29, 2007, Dustin Brown et al.  
U.S. Appl. No. 29/298,108, filed Nov. 29, 2007, Dustin Brown et al.  
U.S. Appl. No. 29/298,111, filed Nov. 29, 2007, Dustin Brown et al.  
U.S. Appl. No. 29/298,114, filed Nov. 29, 2007, Dustin Brown et al.

\* cited by examiner

*Primary Examiner*—Ian Simmons  
*Assistant Examiner*—Carla Wright  
(74) *Attorney, Agent, or Firm*—Paul & Paul

(56) **References Cited**

U.S. PATENT DOCUMENTS

D303,390 S *	9/1989	Ohta et al.	.....	D14/151
D332,263 S *	1/1993	Taniguchi	.....	D14/151
D366,484 S *	1/1996	Levin	.....	D14/151
D375,094 S *	10/1996	Toh	.....	D14/151
D457,152 S *	5/2002	Nam	.....	D14/151
D470,830 S *	2/2003	Weidinger	.....	D14/151
D482,342 S *	11/2003	Weidinger	.....	D14/151
D529,477 S *	10/2006	Hsu	.....	D14/151
D530,303 S *	10/2006	Tang	.....	D14/151
D537,065 S *	2/2007	Chen	.....	D14/151
7,216,401 B2 *	5/2007	Bae	.....	16/324
D556,181 S *	11/2007	Liu	.....	D14/151

(57) **CLAIM**

The ornamental design for a telephone, as shown and described.

**DESCRIPTION**

FIG. 1 is a perspective view of a telephone showing our new design;  
FIG. 2 is a front view thereof;  
FIG. 3 is a rear view thereof;  
FIG. 4 is a left side elevational view thereof;  
FIG. 5 is a right side elevational view thereof;  
FIG. 6 is a top plan view thereof; and,  
FIG. 7 is a bottom plan view thereof.

**1 Claim, 6 Drawing Sheets**

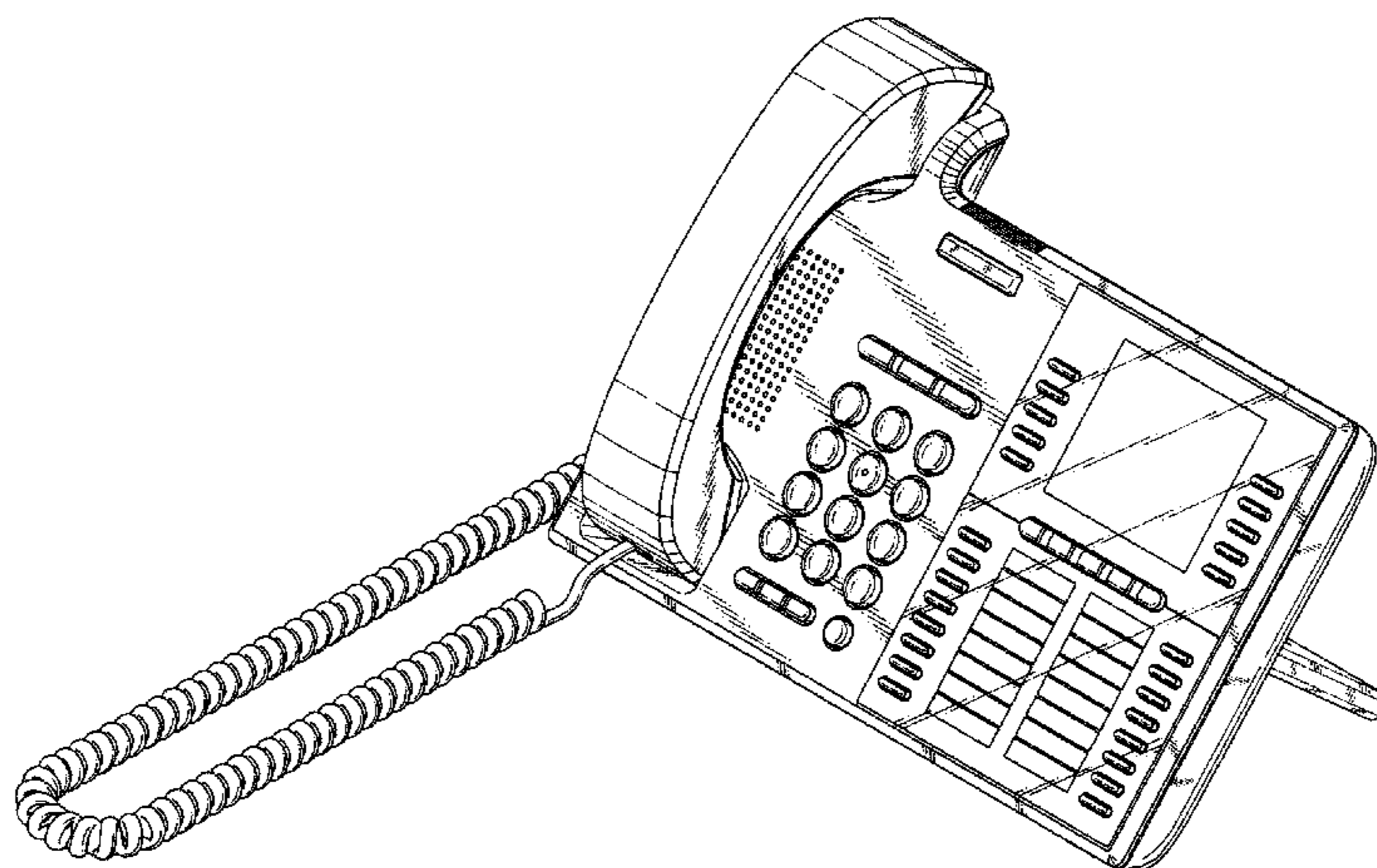


Fig. 1

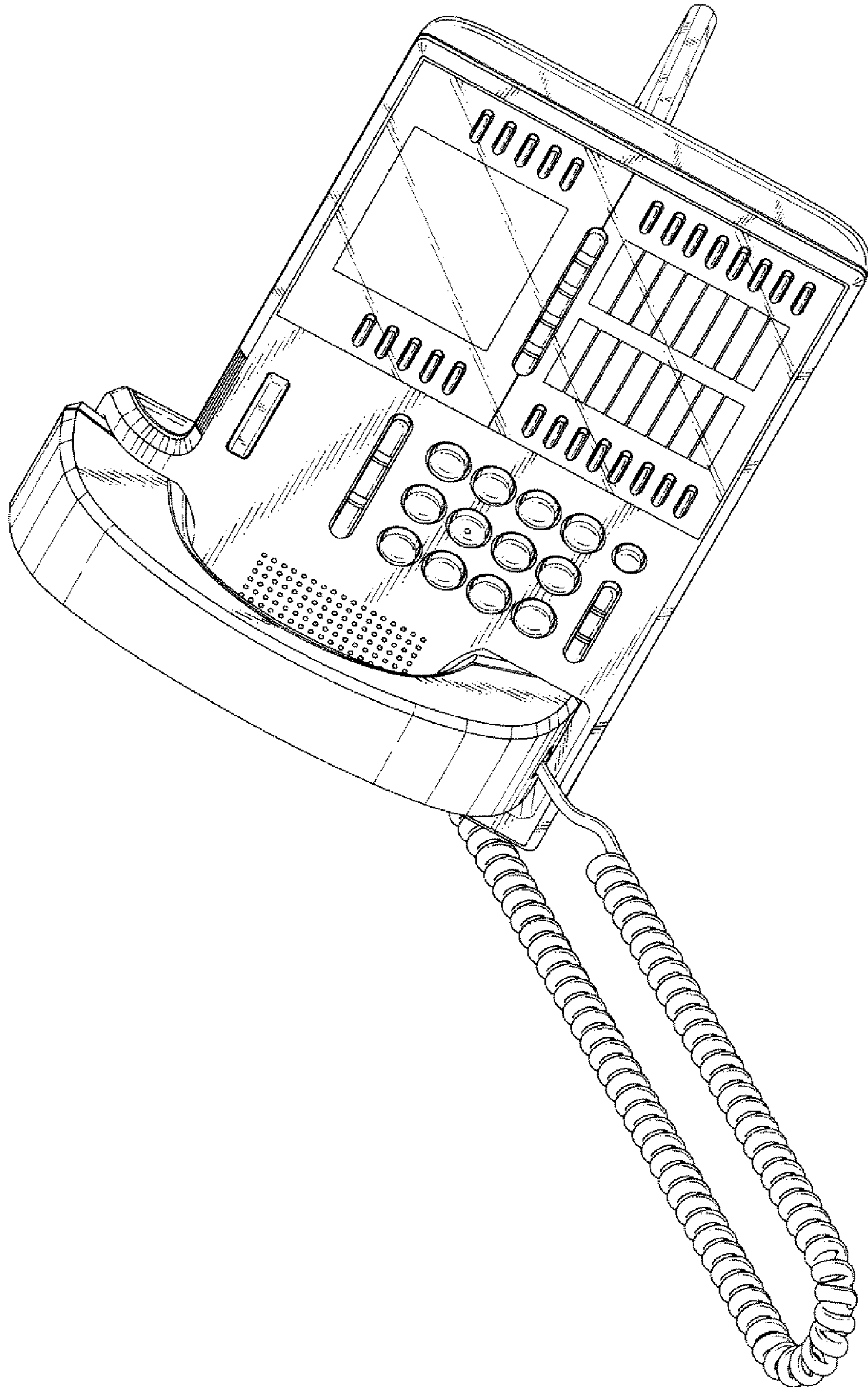


Fig. 2

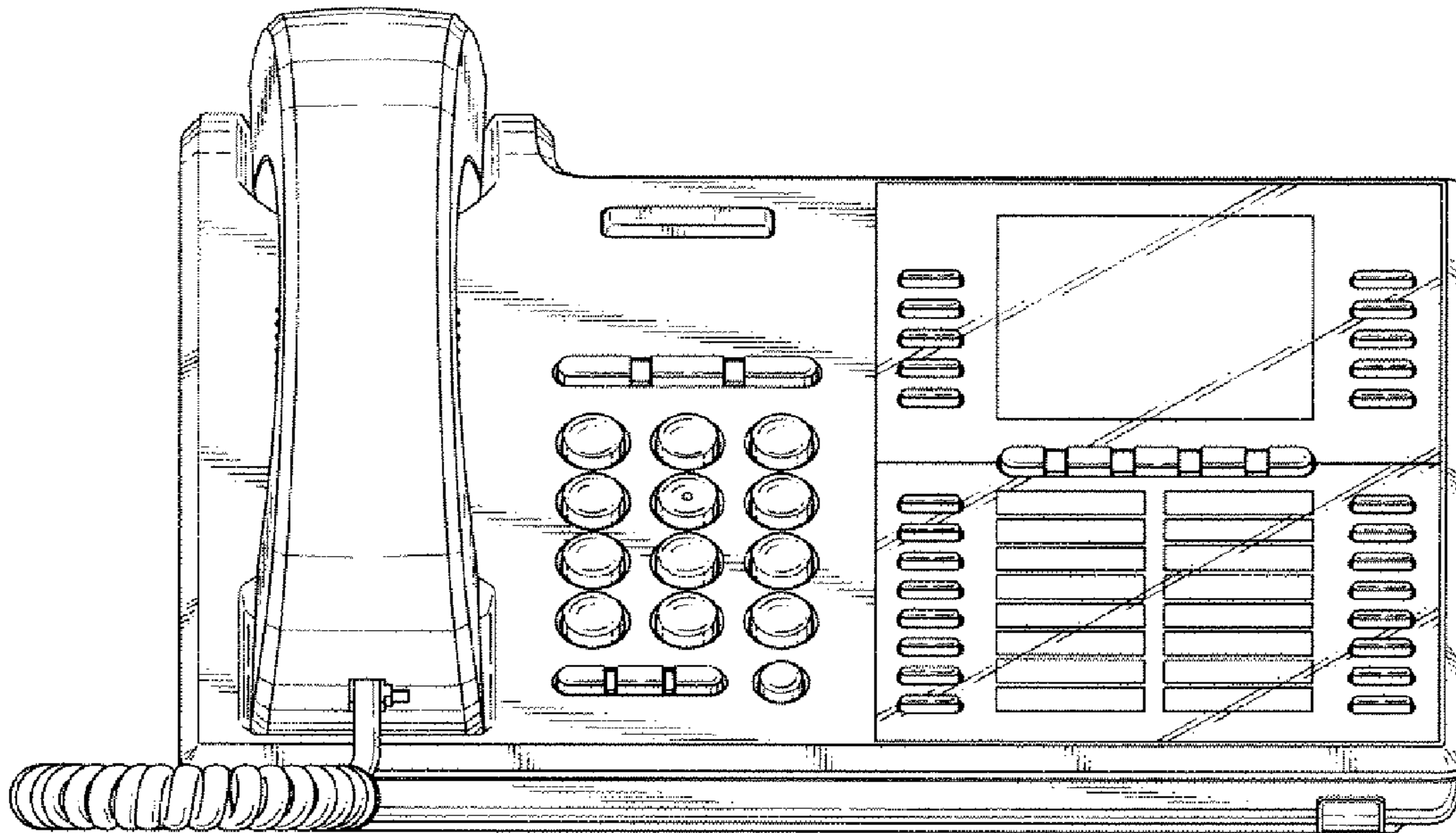


Fig. 3

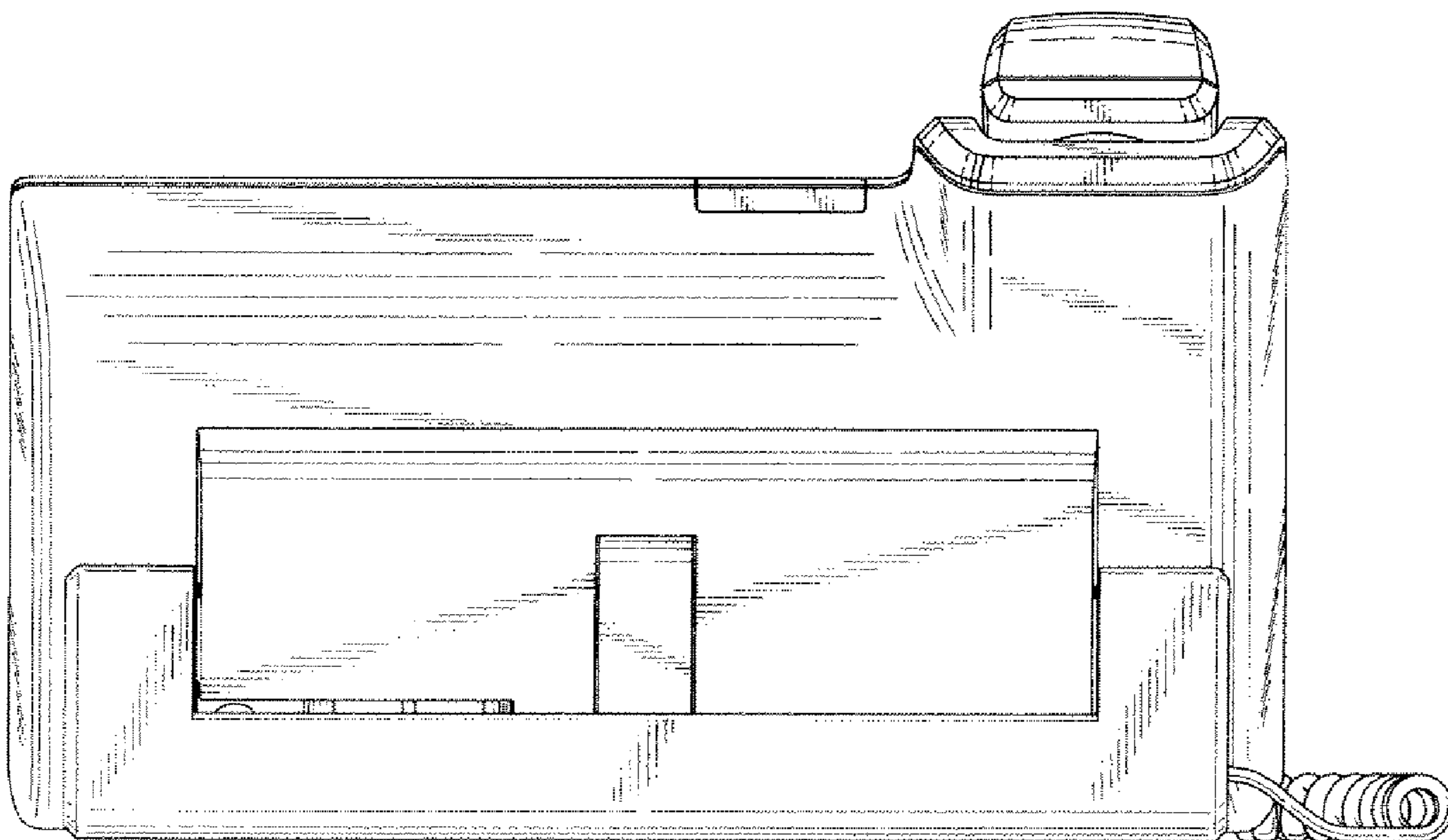


Fig. 4

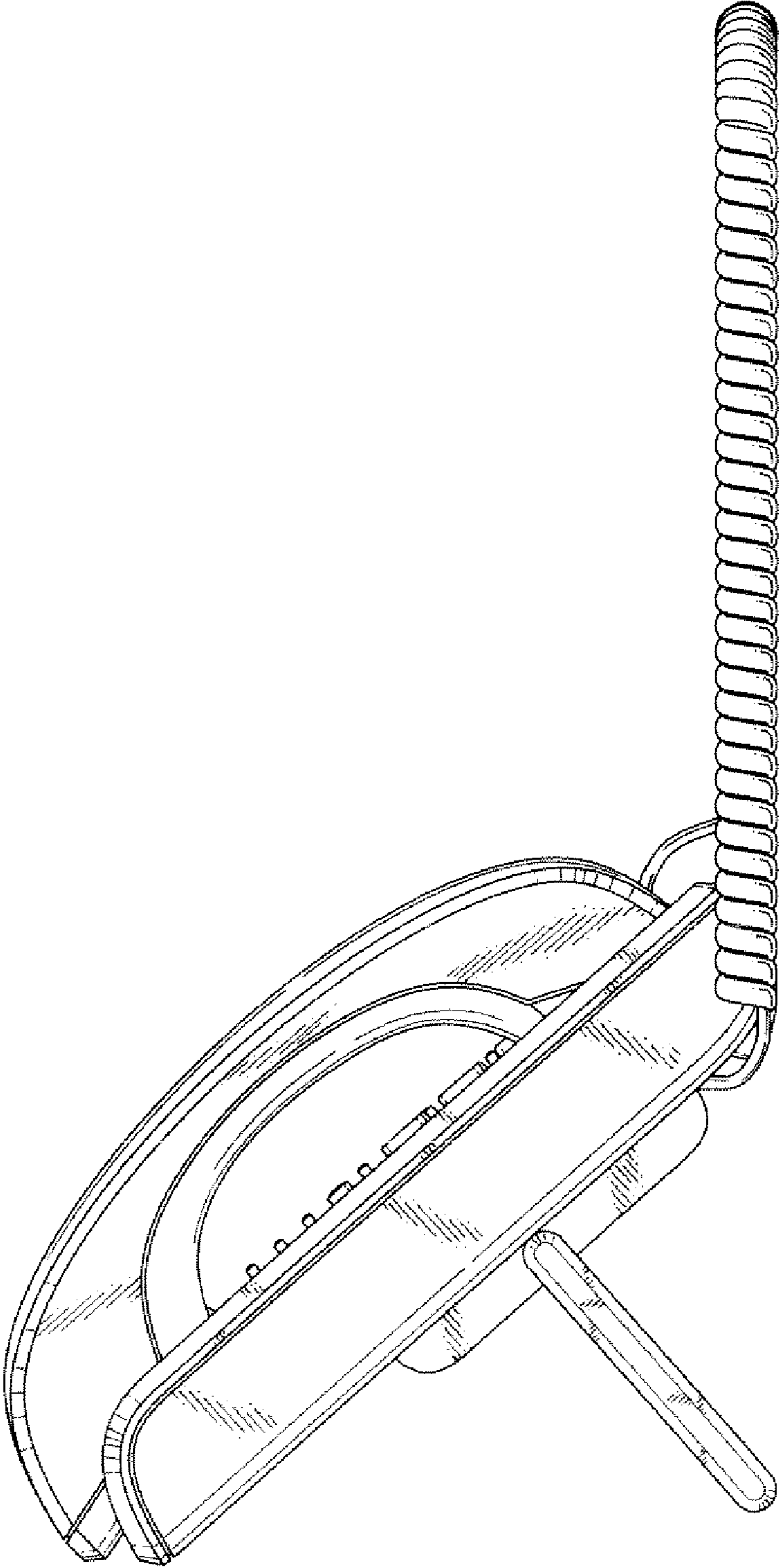


Fig. 5

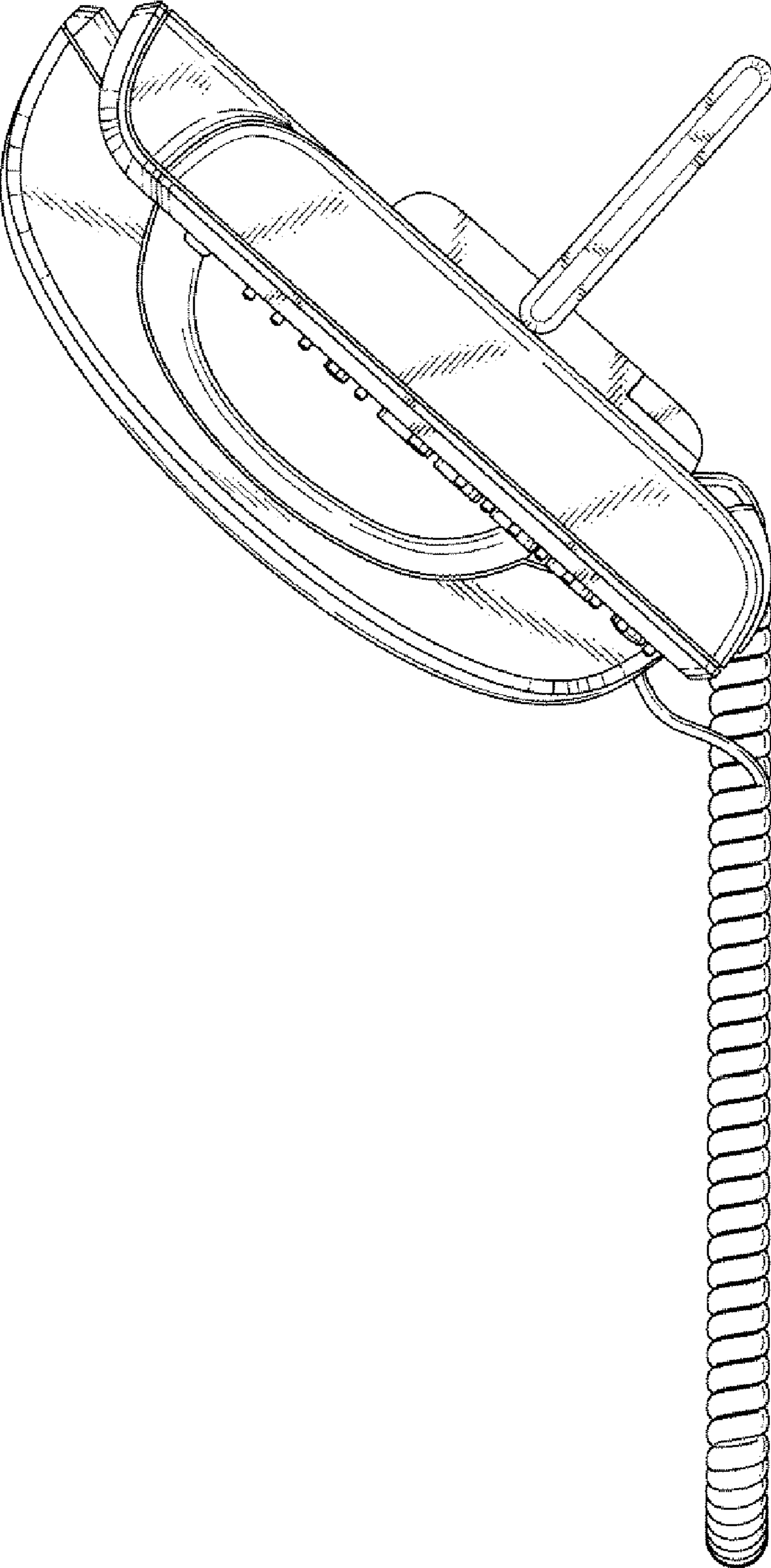


Fig. 6

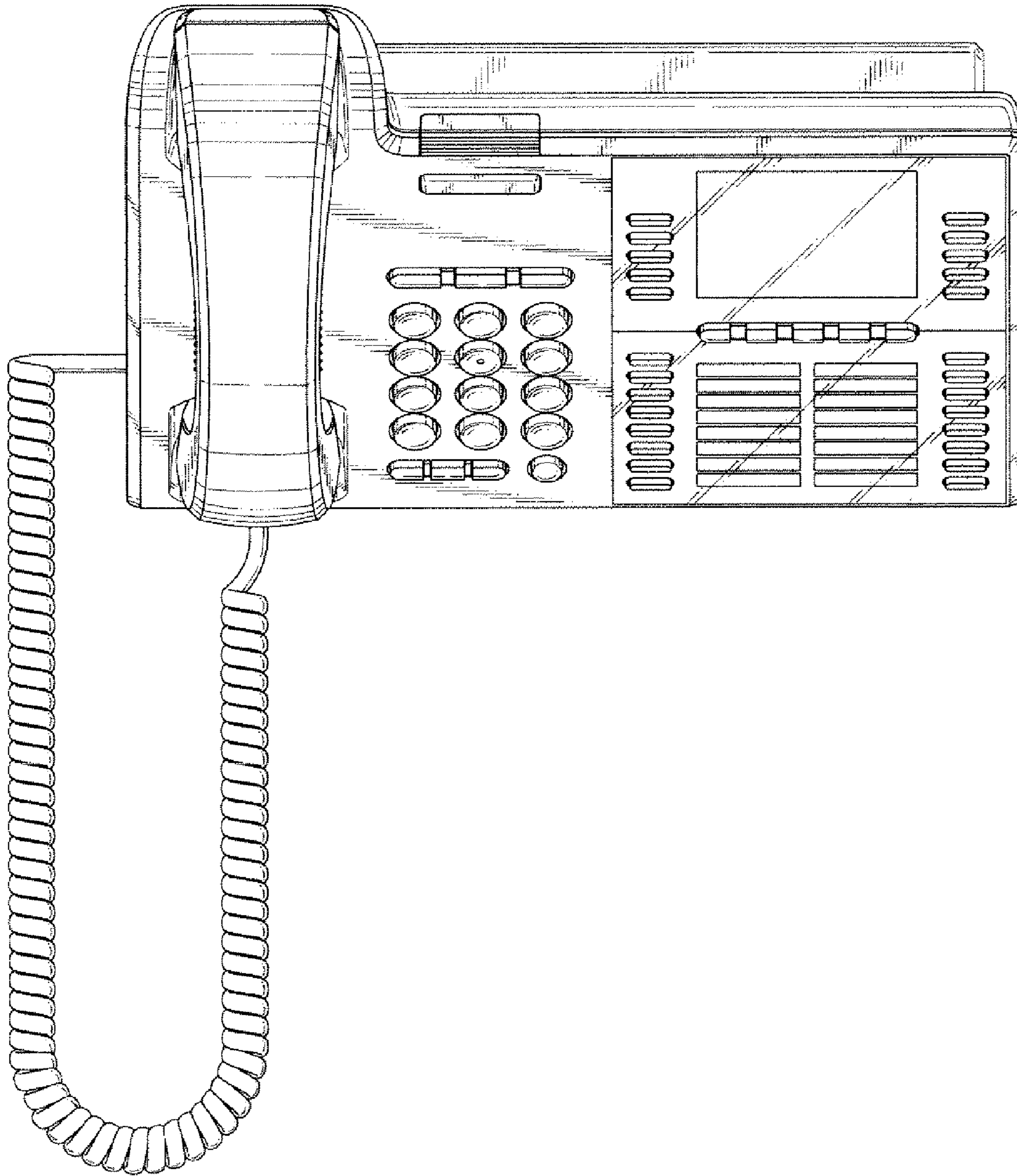


Fig. 7

