



US00D576137S

(12) **United States Design Patent**
Jeon et al.

(10) **Patent No.:** **US D576,137 S**
(45) **Date of Patent:** **** Sep. 2, 2008**

(54) **HOUSING FOR A COMMUNICATION DEVICE**

(75) Inventors: **Youngjun (Jun) Jeon**, Seoul (KR); **Kio Lee**, Seoul (KR)

(73) Assignee: **Motorola, Inc.**, Schaumburg, IL (US)

(**) Term: **14 Years**

(21) Appl. No.: **29/279,854**

(22) Filed: **May 9, 2007**

(51) **LOC (8) Cl.** **14-03**

(52) **U.S. Cl.** **D14/138**

(58) **Field of Classification Search** D14/137,
D14/138, 147, 191, 218, 247–248, 341–347,
D14/496; D10/65, 78, 104; D13/168; D18/7;
455/556.1, 566, 575.1, 575.3; 345/169
See application file for complete search history.

(56) **References Cited**

U.S. PATENT DOCUMENTS

D337,569 S * 7/1993 Kando D14/341

(Continued)

OTHER PUBLICATIONS

Motorola W220, announced Feb. 2006, [online], [retrieved on Mar. 10, 2008]. Retrieved from Internet , <URL: <http://www.gsmarena.com>>.*

Motorola E1070, announced 4th 2005, [online], [retrieved on Mar. 10, 2008]. Retrieved from Internet , <URL: <http://www.gsmarena.com>>.*

Primary Examiner—Jeffrey D. Asch
Assistant Examiner—Bridget L Eland

(74) *Attorney, Agent, or Firm*—David S. Noskowicz

(57) **CLAIM**

The ornamental design for a housing for a communication device, as shown and described.

DESCRIPTION

FIG. 1 is a perspective view of a first embodiment of an ornamental design for a housing for a communication device.

FIG. 2 is a front view of the first embodiment thereof.

FIG. 3 is a rear view of the first embodiment thereof.

FIG. 4 is a first side view of the first embodiment thereof.

FIG. 5 is a second side view of the first embodiment thereof.

FIG. 6 is a top view of the first embodiment thereof.

FIG. 7 is a bottom view of the first embodiment thereof.

FIG. 8 is a perspective view of a second embodiment of an ornamental design for a housing for a communication device.

FIG. 9 is a front view of the second embodiment thereof.

FIG. 10 is a rear view of the second embodiment thereof.

FIG. 11 is a first side view of the second embodiment thereof.

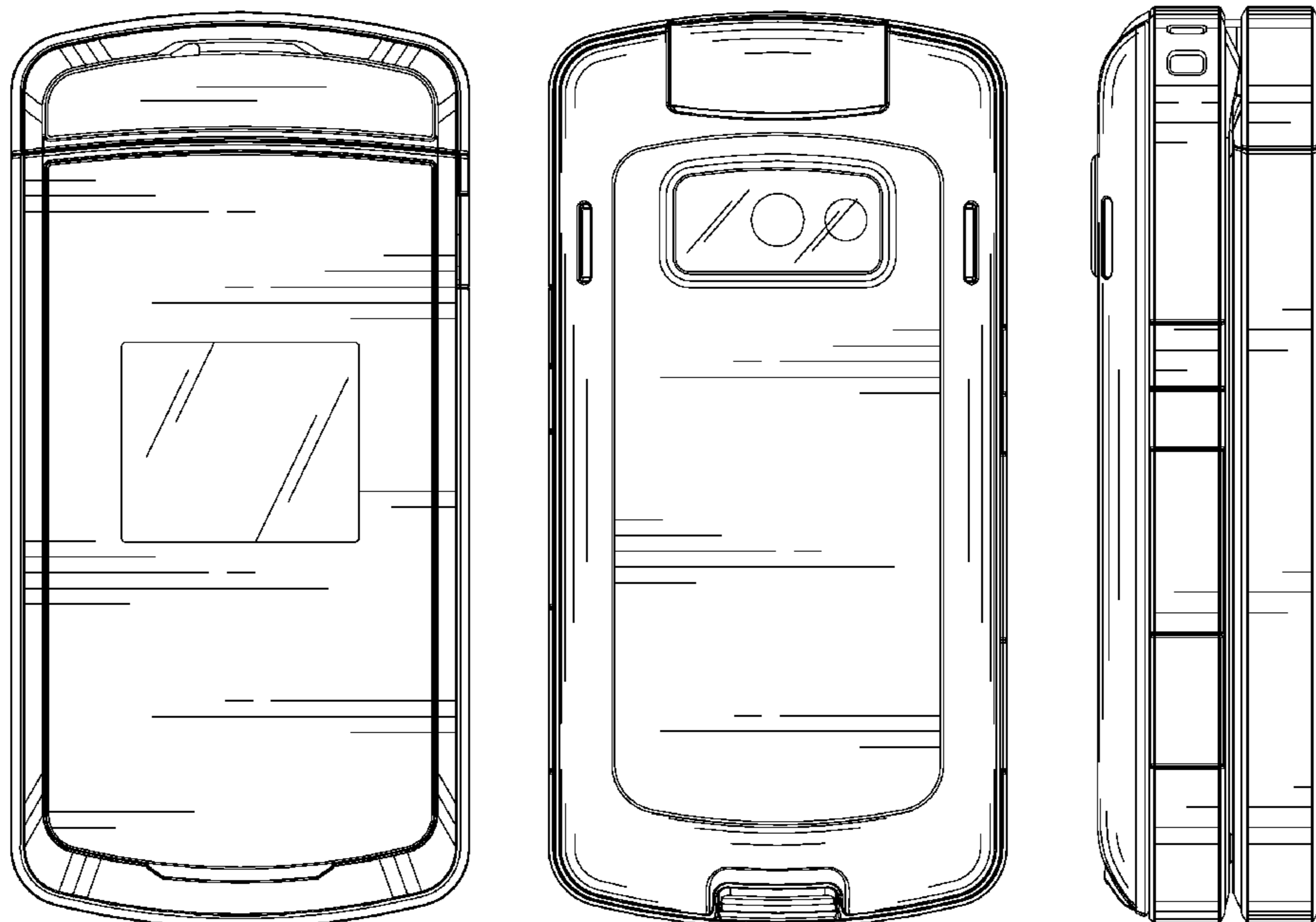
FIG. 12 is a second side view of the second embodiment thereof.

FIG. 13 is a top view of the second embodiment thereof; and,

FIG. 14 is a bottom view of the second embodiment thereof.

The broken lines shown in FIGS. 1–7 that are immediately adjacent the shaded areas represent the bounds of the claimed design, while all other broken lines are directed to environment and are for illustrative purposes only; the broken lines form no part of the embodiment in which they are shown.

1 Claim, 8 Drawing Sheets



U.S. PATENT DOCUMENTS

D466,096 S *	11/2002	Takada	D14/138	7,181,256 B2 *	2/2007	Hyun et al.	455/575.3
D493,440 S *	7/2004	Chou et al.	D14/138	D544,459 S *	6/2007	Wang	D14/138
D498,735 S *	11/2004	Chen et al.	D14/138	D548,713 S *	8/2007	Lee et al.	D14/138
D500,750 S *	1/2005	Arnholt et al.	D14/138	D551,638 S *	9/2007	Park et al.	D14/138
D513,742 S *	1/2006	Arnholt et al.	D14/138	D554,094 S *	10/2007	Ribeiro et al.	D14/138
D519,478 S *	4/2006	Lee et al.	D14/138	D554,633 S *	11/2007	Park et al.	D14/248
D519,967 S *	5/2006	Wei et al.	D14/138	D557,238 S *	12/2007	Kim	D14/138
D520,484 S *	5/2006	Lee et al.	D14/138	D558,720 S *	1/2008	Lee et al.	D14/138
D520,980 S *	5/2006	Taniyama et al.	D14/138	D560,193 S *	1/2008	Sung et al.	D14/138
D520,981 S *	5/2006	Lee et al.	D14/138	D561,719 S *	2/2008	Cho	D14/138
D526,300 S *	8/2006	Lee	D14/138	D563,376 S *	3/2008	Arnholt et al.	D14/138
D526,986 S *	8/2006	Kim	D14/138	D563,940 S *	3/2008	Van Den Nieuwenhuizen et al.	D14/138
D527,000 S *	8/2006	Hong et al.	D14/346	D566,083 S *	4/2008	Kim et al.	D14/138
D531,609 S *	11/2006	Kim et al.	D14/138	2006/0098813 A1 *	5/2006	Takamori et al.	379/433.13
D536,691 S *	2/2007	Park	D14/138	2008/0019502 A1 *	1/2008	Emmert et al.	379/433.07
D537,061 S *	2/2007	Oh	D14/138				

* cited by examiner

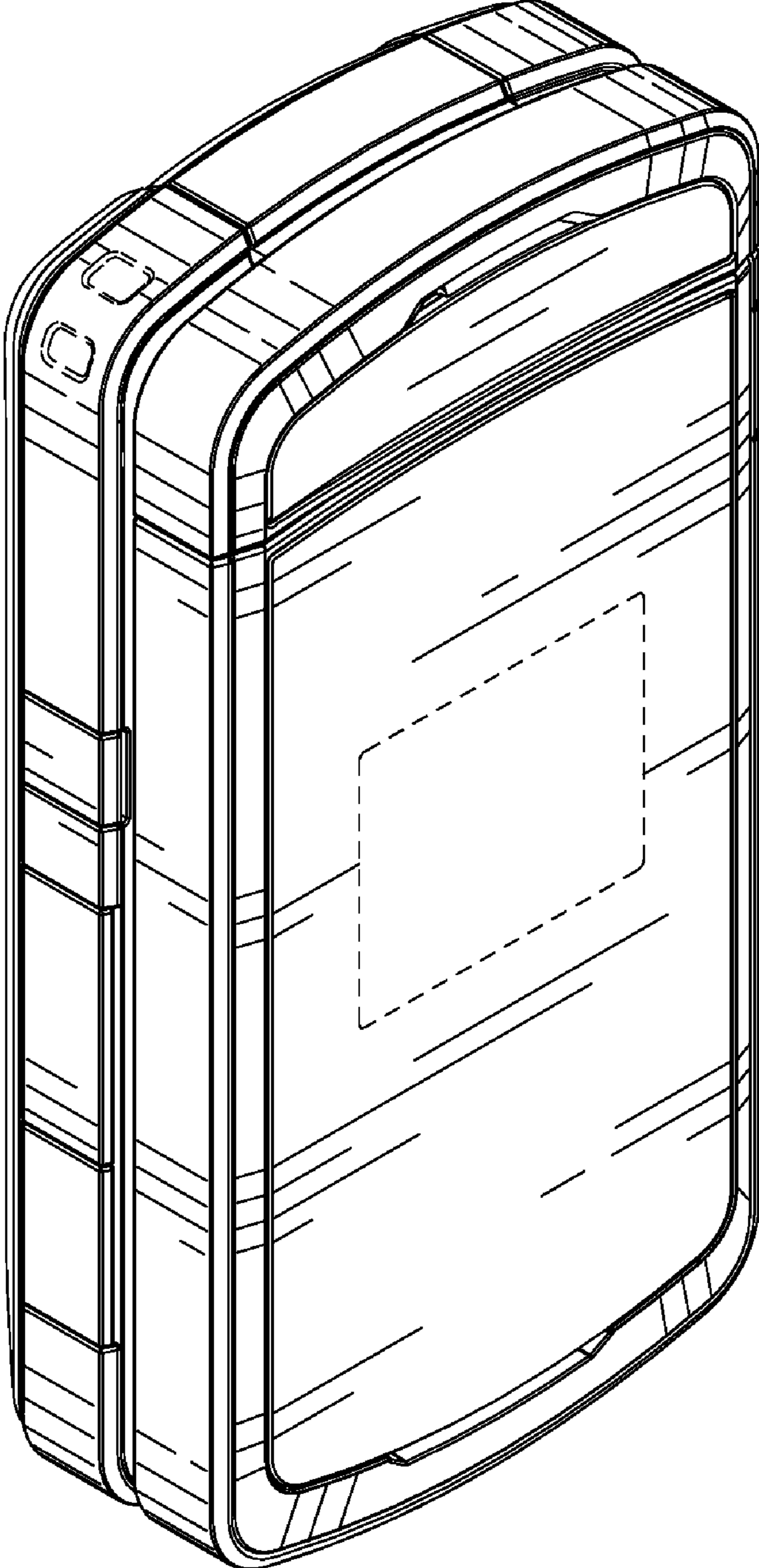


FIG. 1

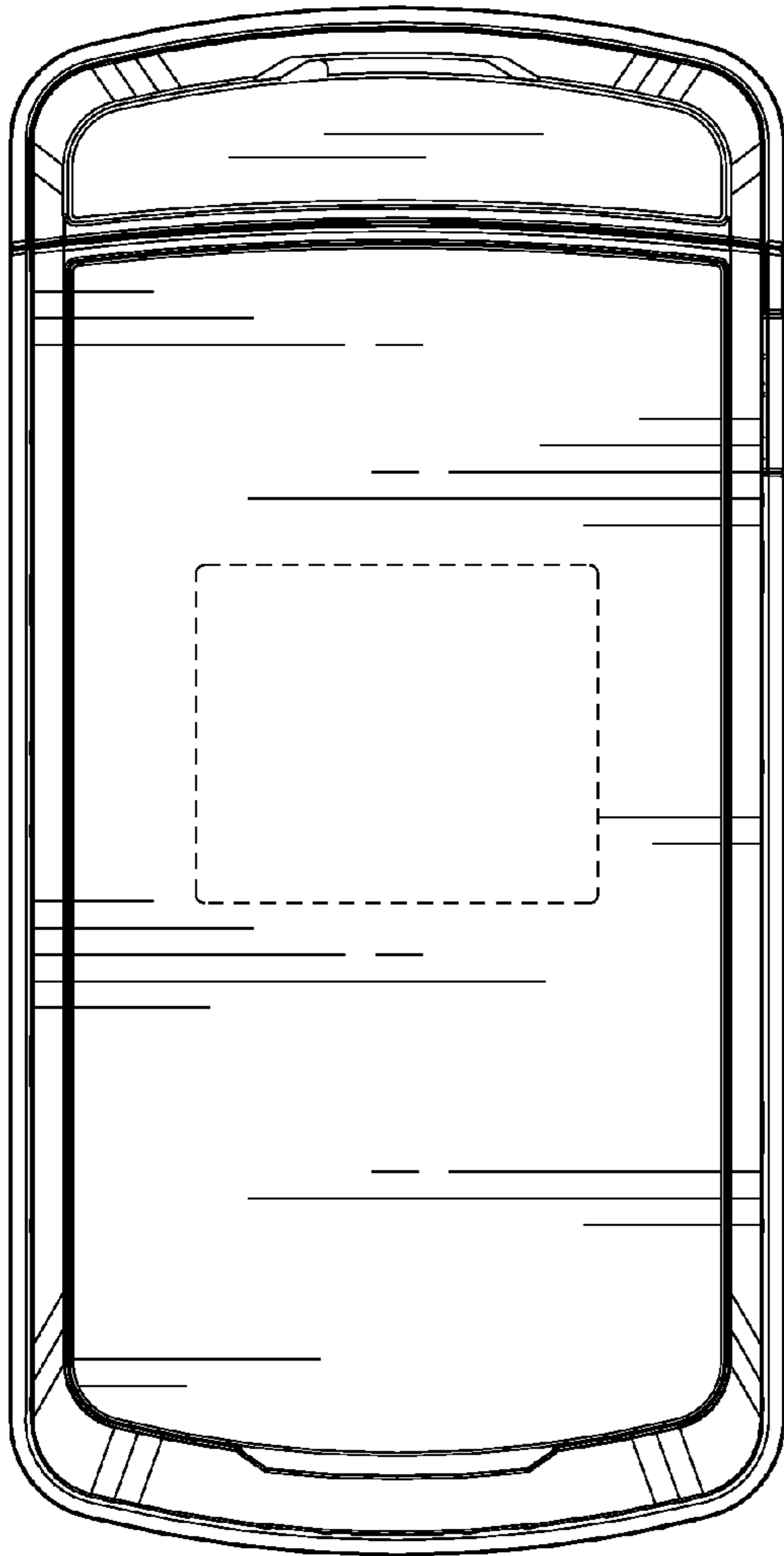


FIG. 2

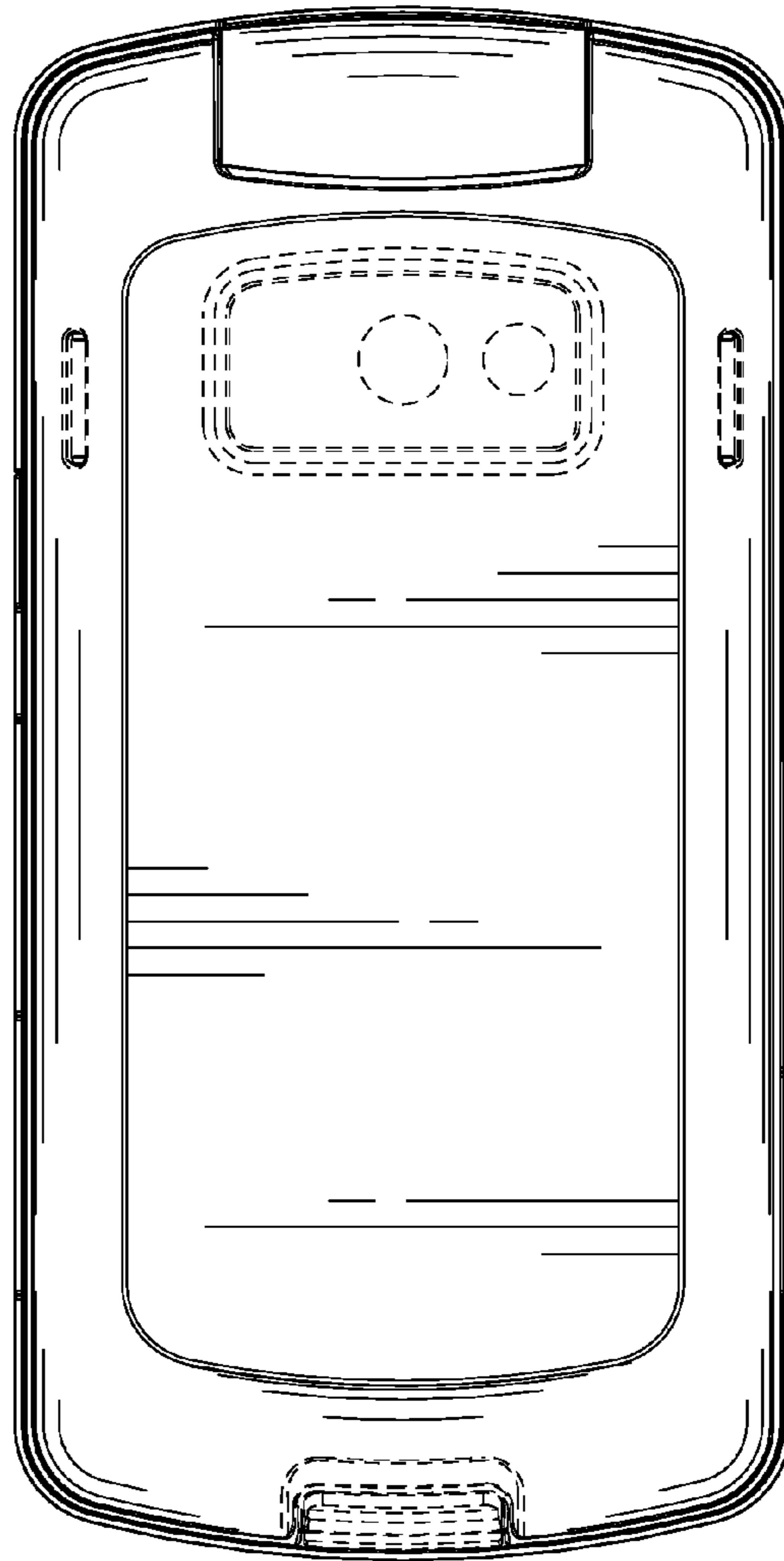


FIG. 3

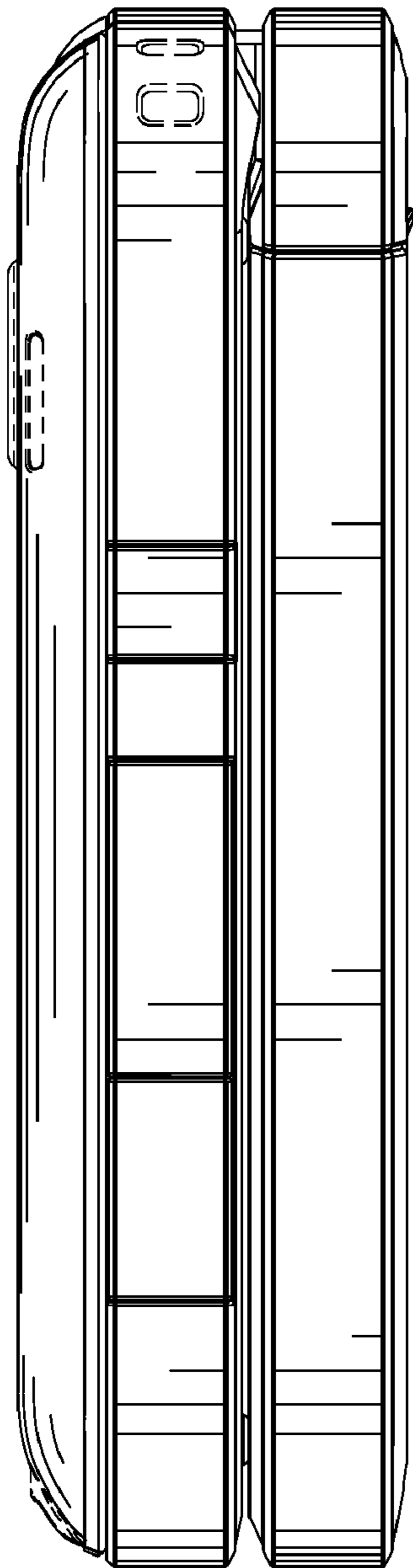


FIG. 4

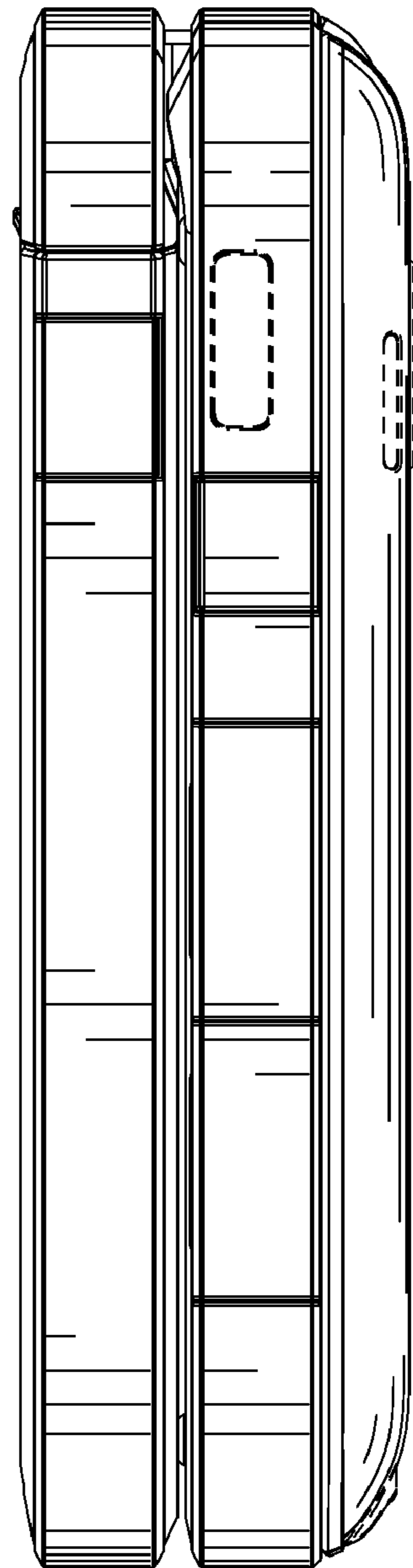


FIG. 5




FIG. 6




FIG. 7

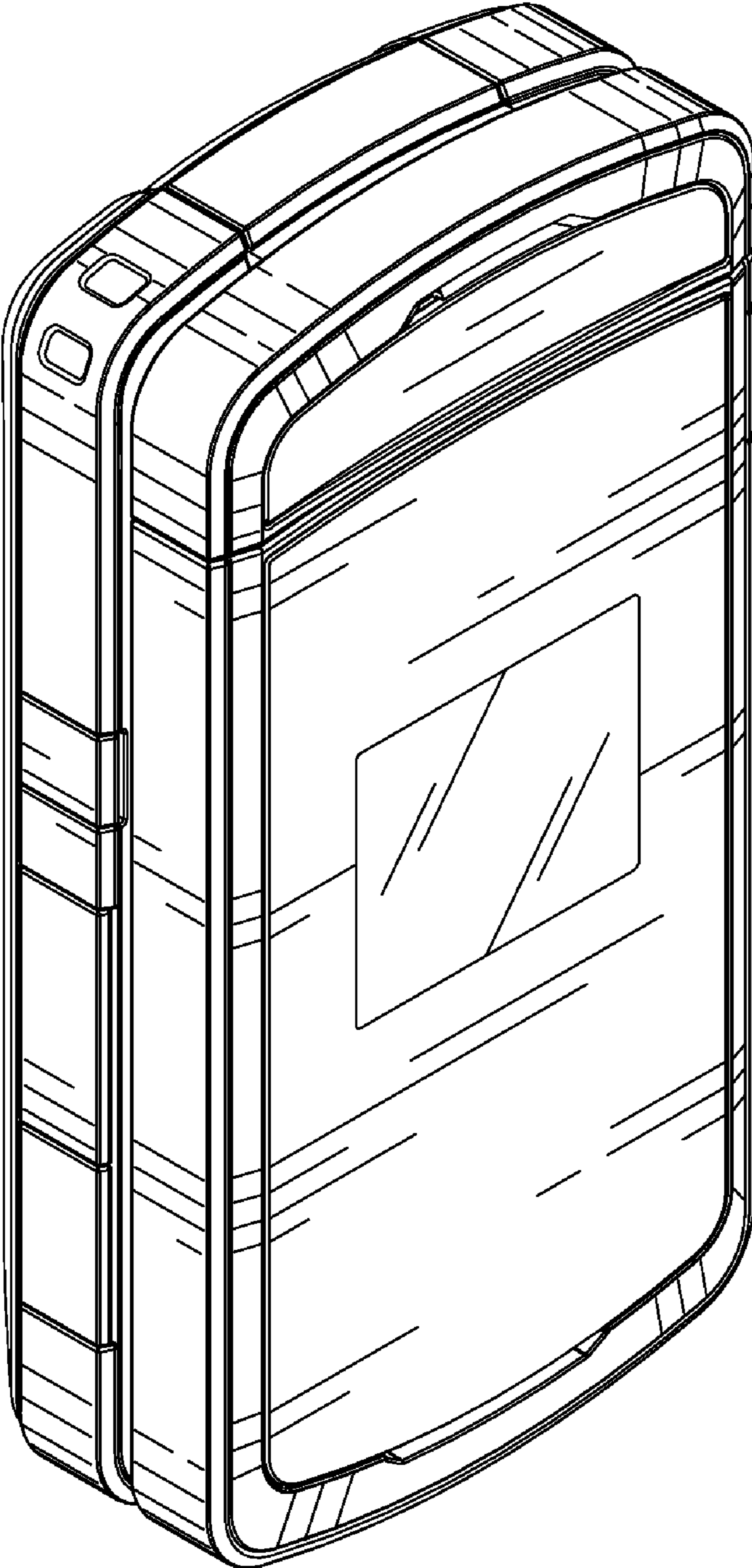


FIG. 8

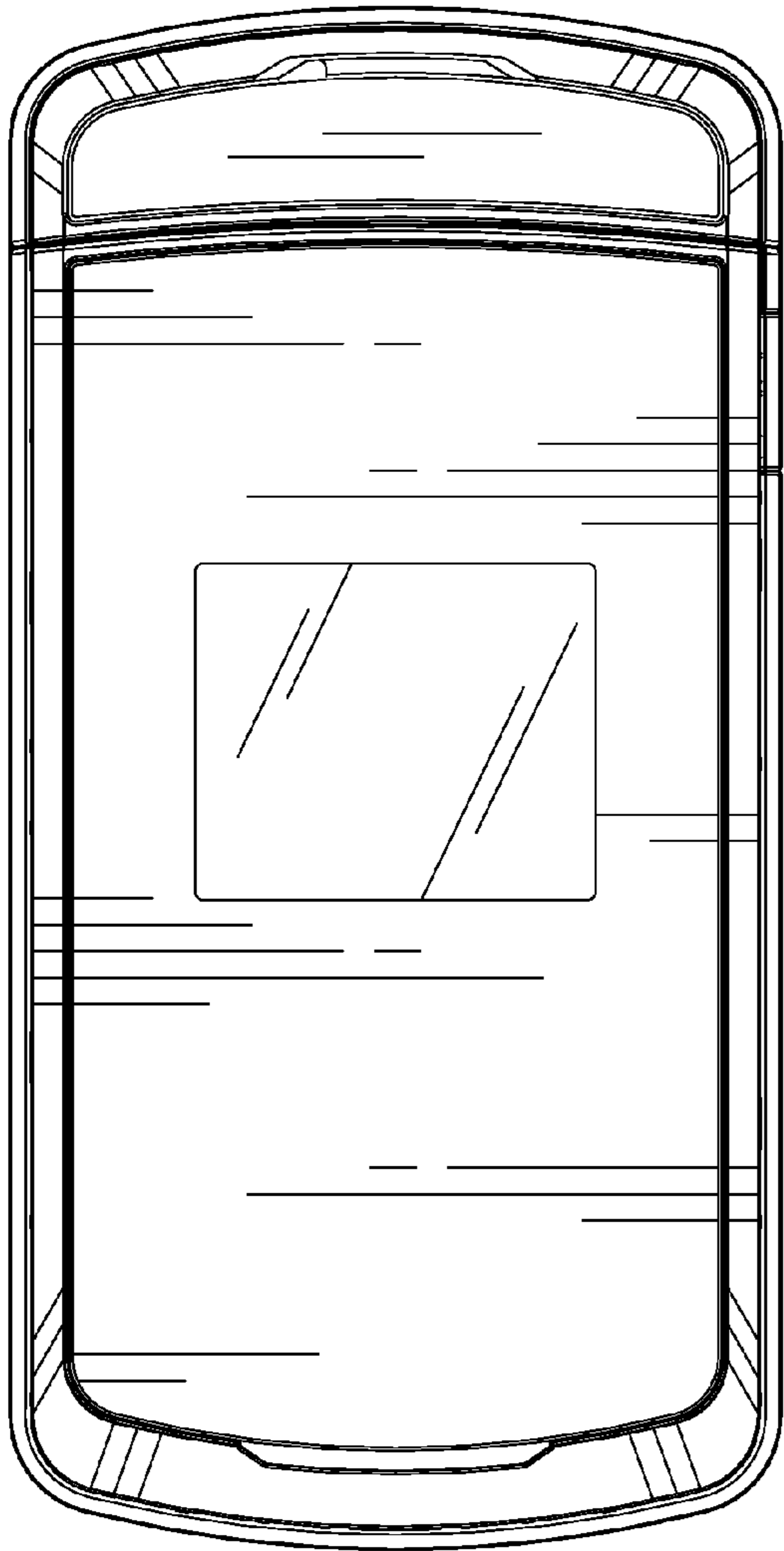


FIG. 9




FIG. 10

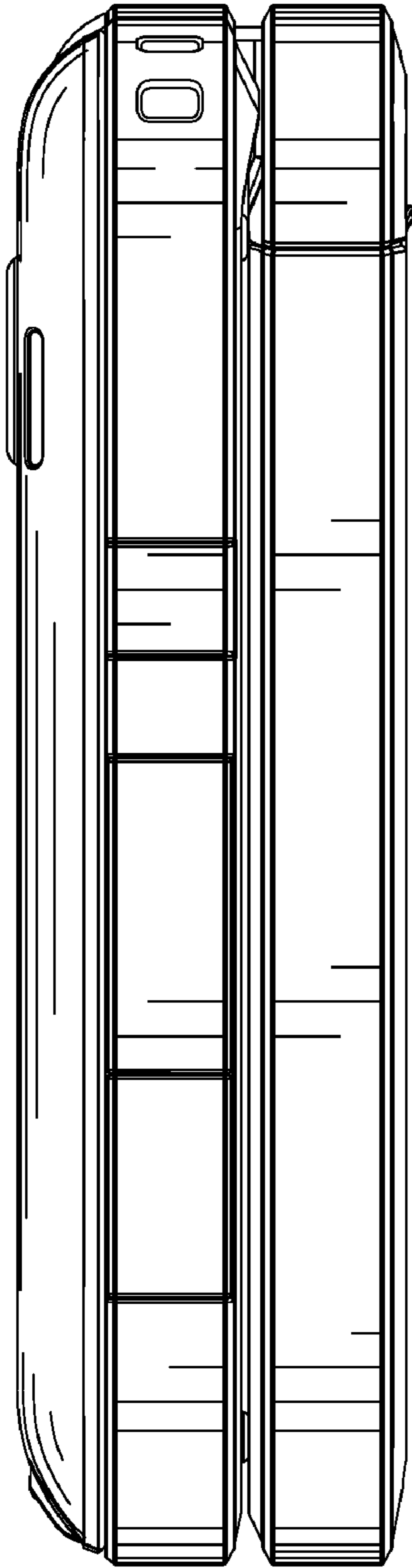


FIG. 11

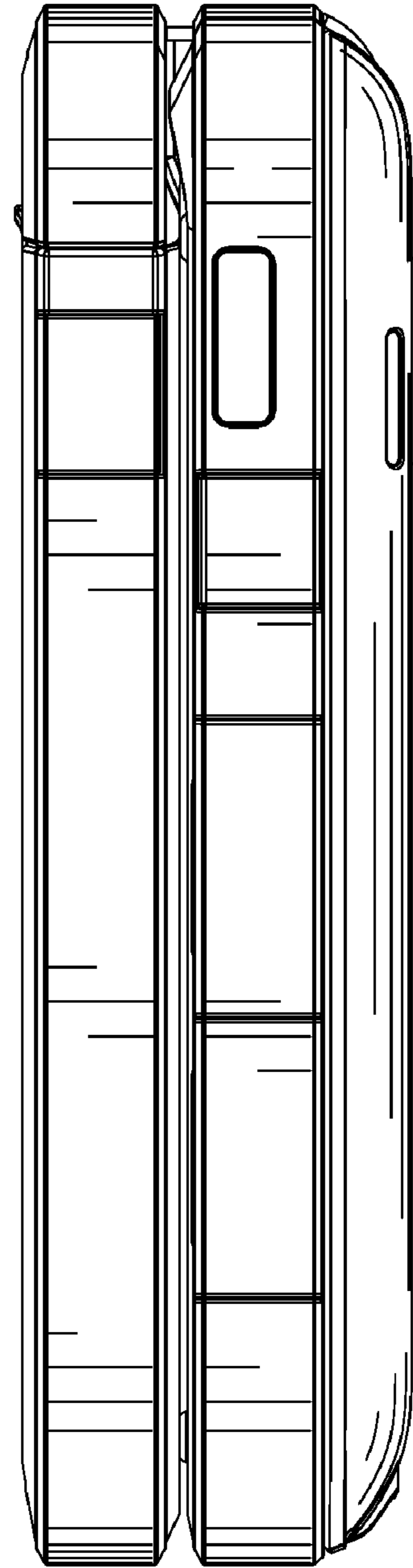


FIG. 12




FIG. 13




FIG. 14