



US00D576127S

(12) **United States Design Patent**
Tran et al.

(10) **Patent No.:** **US D576,127 S**
(45) **Date of Patent:** **** Sep. 2, 2008**

(54) **HOUSING FOR A COMMUNICATION DEVICE**

(75) Inventors: **Chi T. Tran**, Plantation, FL (US); **Bruce A. Claxton**, Coral Springs, FL (US); **Craig F Siddoway**, Davie, FL (US)

(73) Assignee: **Motorola, Inc.**, Schaumburg, IL (US)

(**) Term: **14 Years**

(21) Appl. No.: **29/302,505**

(22) Filed: **Jan. 17, 2008**

Related U.S. Application Data

(62) Division of application No. 29/280,073, filed on May 15, 2007, now Pat. No. Des. 564,997.

(51) **LOC (8) Cl.** **14-03**

(52) **U.S. Cl.** **D14/137**

(58) **Field of Classification Search** D14/137-138, D14/144, 188, 147-148, 155, 159, 191-192, D14/194, 240, 197-198, 358, 225, 247-248, D14/383-385, 417, 496; 379/433.01, 420.01-420.04, 379/419, 440, 428.01-428.04; D10/104-106; 340/573.1, 573.3-573.4; 361/814; 455/90.2-90.3, 455/347-349, 351, 556.1, 575.1
See application file for complete search history.

(56) **References Cited**

U.S. PATENT DOCUMENTS

D389,827 S * 1/1998 Oross et al. D14/137
D433,001 S * 10/2000 Haase et al. D14/137

D445,706 S * 7/2001 Myers et al. D10/104
D487,735 S * 3/2004 Wu et al. D14/138
D489,704 S * 5/2004 Kim D14/188
D490,070 S * 5/2004 Lee D14/188
D491,161 S * 6/2004 Tang D14/188
D498,219 S * 11/2004 Hamann D14/138
D502,936 S * 3/2005 Oas D14/188
D515,058 S * 2/2006 Boyd D14/138
D529,476 S * 10/2006 Beaseley et al. D14/147
2001/0041590 A1 * 11/2001 Silberfenig et al. 455/556
2003/0013418 A1 * 1/2003 Kato 455/90

* cited by examiner

Primary Examiner—Ian Simmons

Assistant Examiner—Carla Wright

(74) *Attorney, Agent, or Firm*—Barbara R. Doutre

(57) **CLAIM**

The ornamental design for a housing for a communication device, as shown.

DESCRIPTION

FIG. 1 is a perspective view of a housing for a communication device showing our new design;

FIG. 2 is a front view thereof;

FIG. 3 is a rear view thereof;

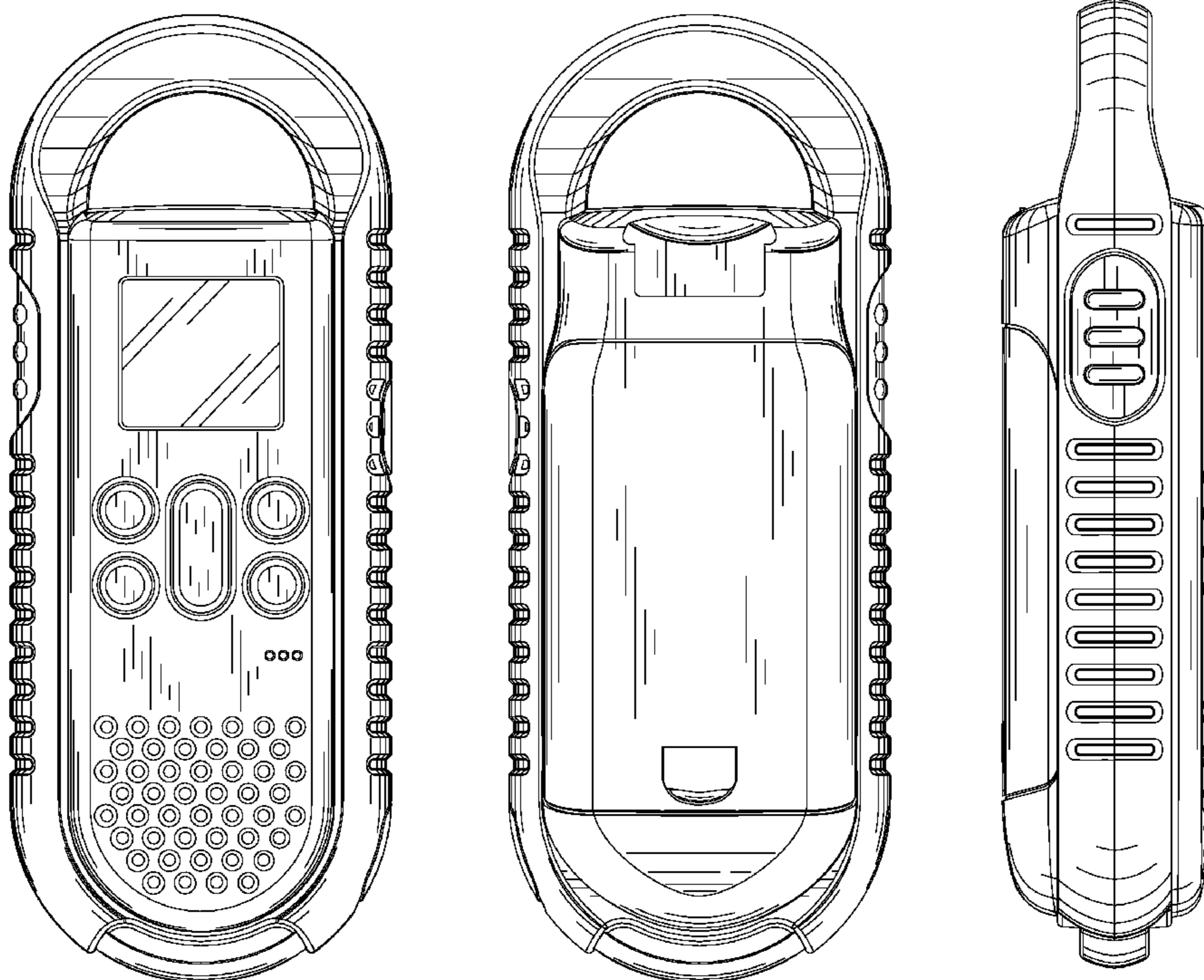
FIG. 4 is a first side view thereof;

FIG. 5 is a second side view thereof;

FIG. 6 is a top view thereof; and,

FIG. 7 is a bottom view thereof.

1 Claim, 4 Drawing Sheets



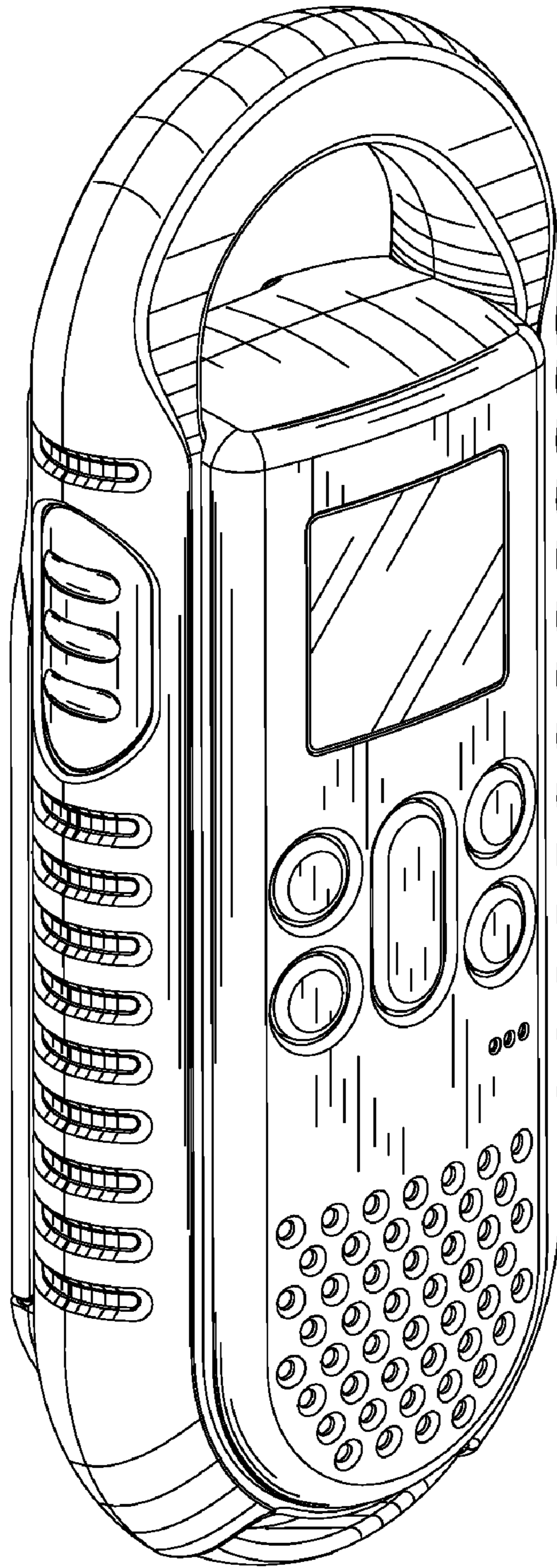


FIG. 1

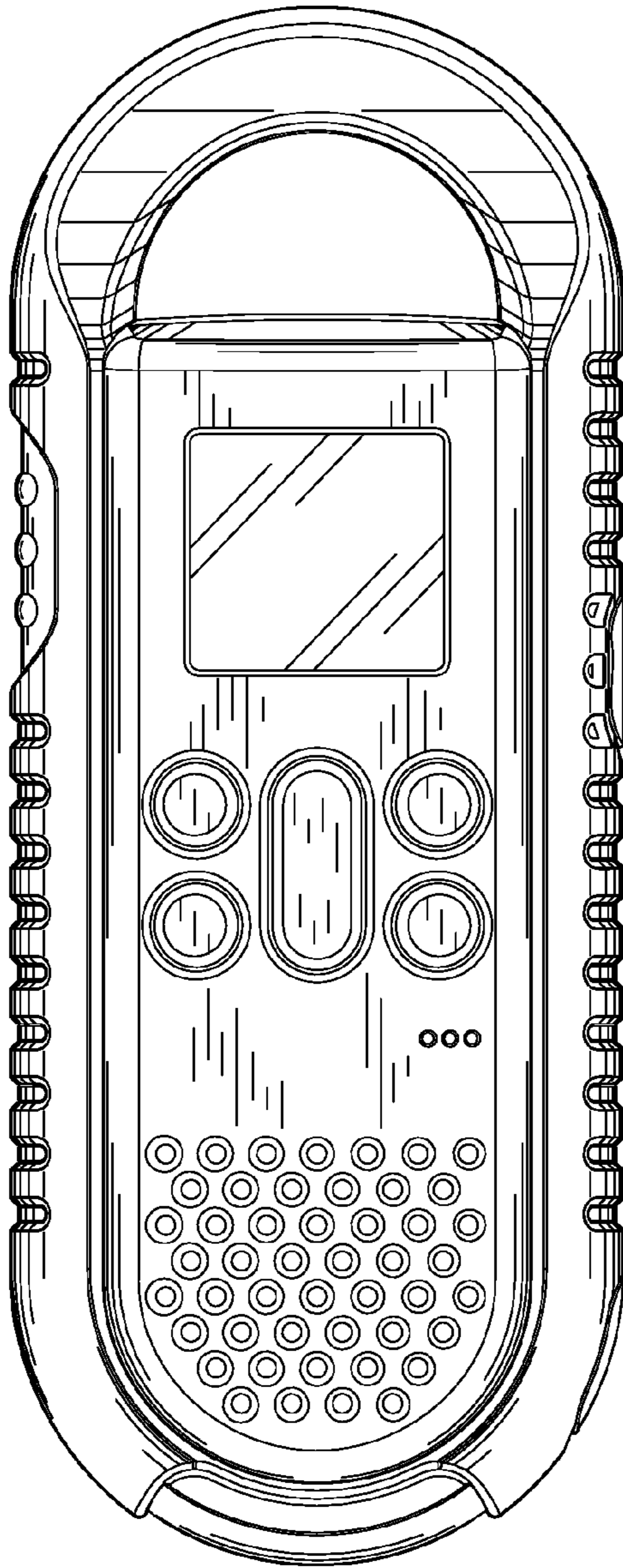


FIG. 2

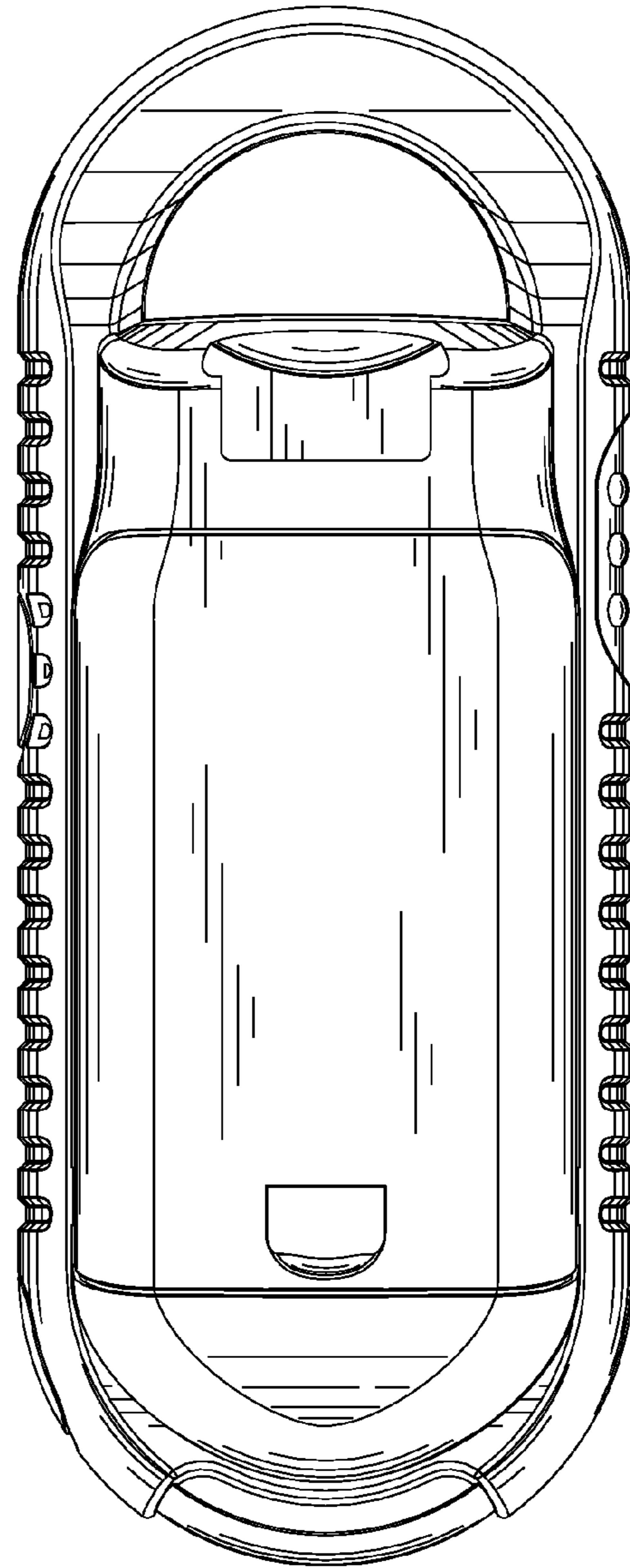


FIG. 3

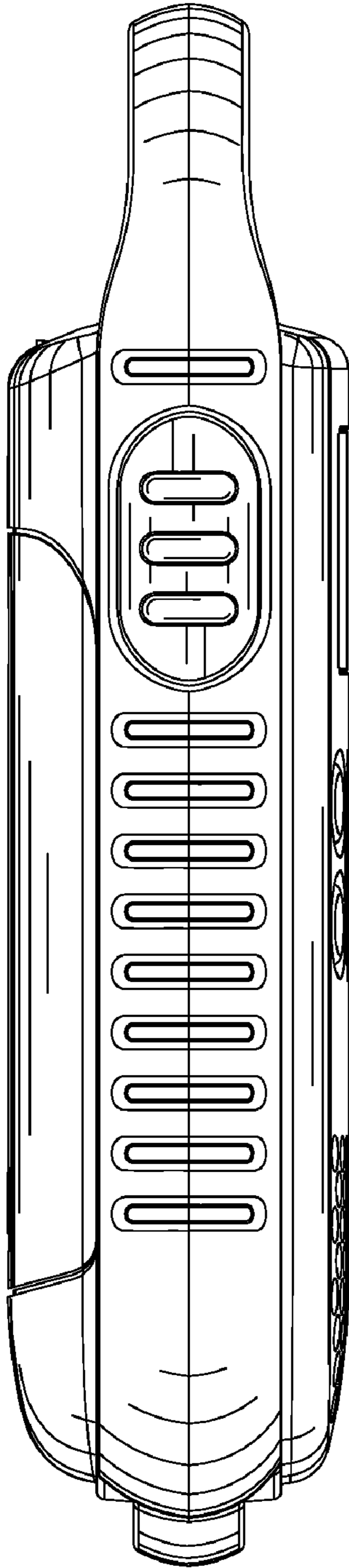


FIG. 4

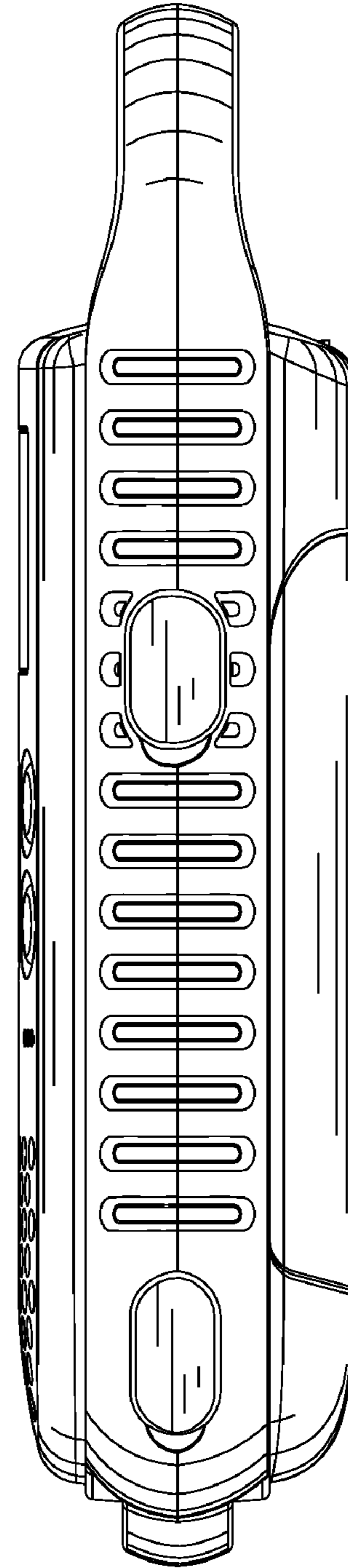


FIG. 5

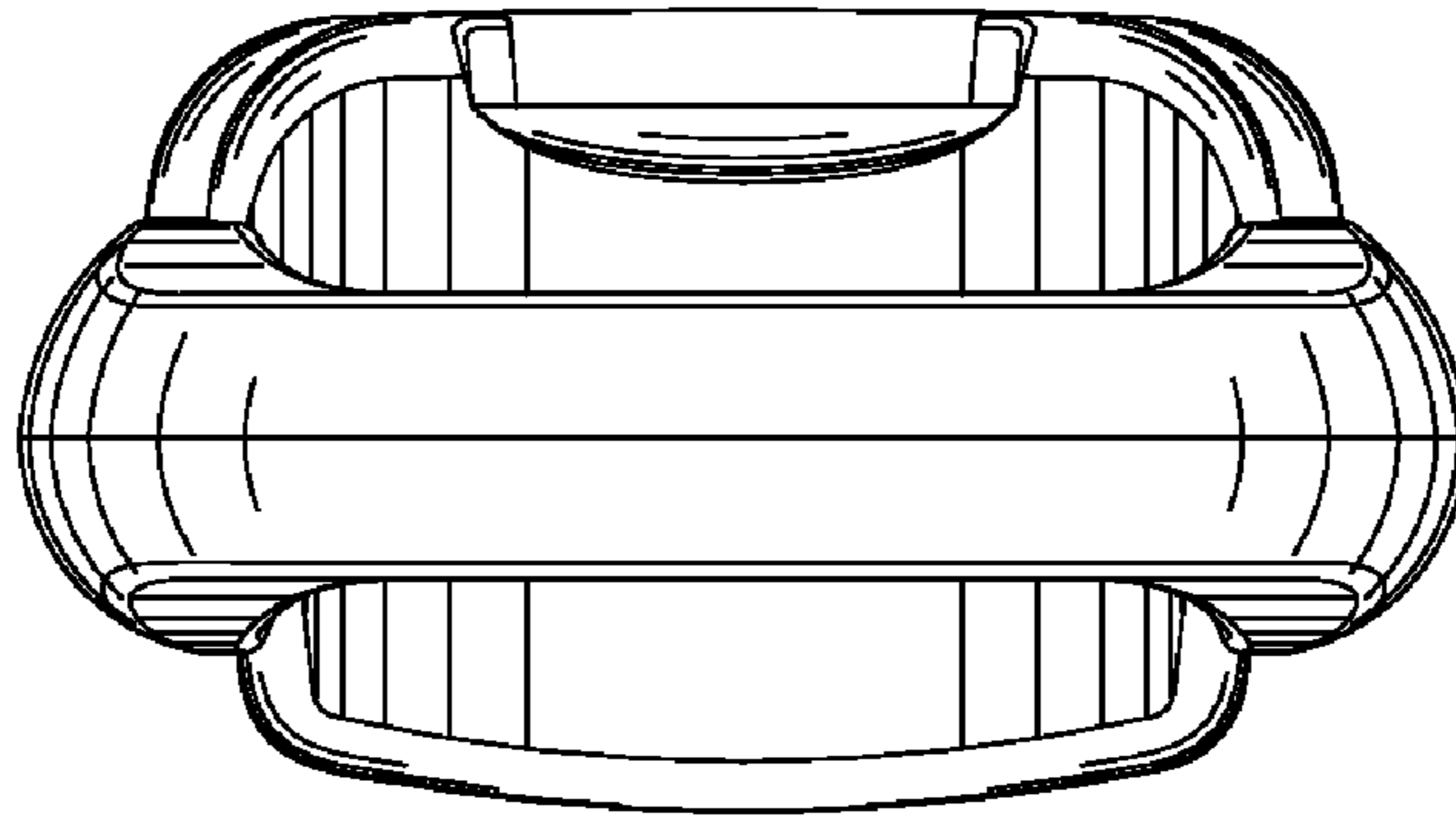


FIG. 6

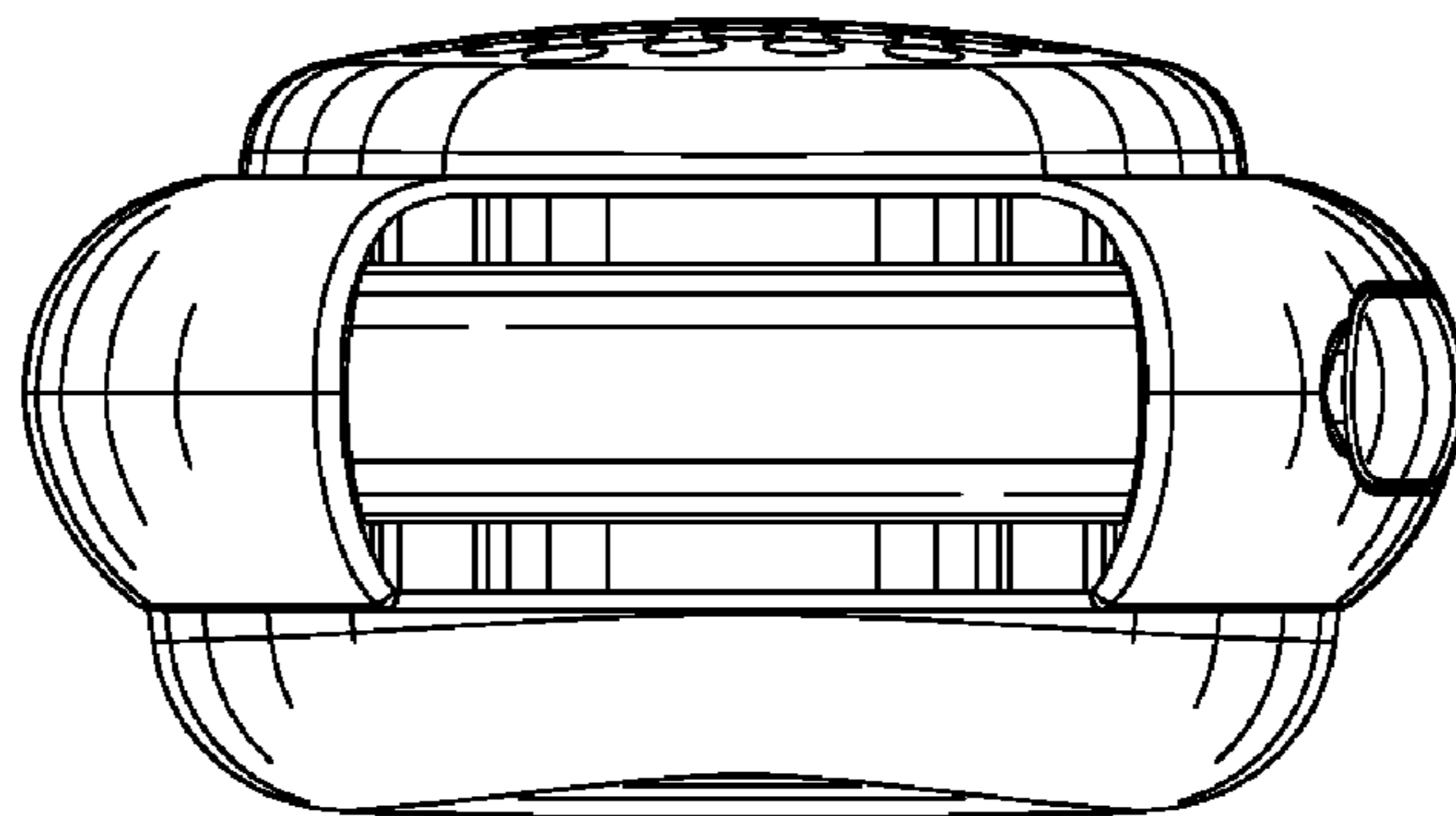


FIG. 7