



US00D576122S

(12) **United States Design Patent**
Suzuki et al.

(10) **Patent No.:** **US D576,122 S**
(45) **Date of Patent:** **** Sep. 2, 2008**

(54) **TELEVISION RECEIVER**

(75) Inventors: **Takeshi Suzuki**, Tokyo (JP); **Masazumi Shiraki**, Yokohama (JP); **Hideto Shimizu**, Tokyo (JP)

(73) Assignee: **Kabushiki Kaisha Toshiba** (JP)

(**) Term: **14 Years**

(21) Appl. No.: **29/302,933**

(22) Filed: **Jan. 29, 2008**

(30) **Foreign Application Priority Data**

Feb. 13, 2007 (JP) 2007-032424

(51) **LOC (8) Cl.** **14-03**

(52) **U.S. Cl.** **D14/126**

(58) **Field of Classification Search** D14/125-134,
D14/239, 371, 136, 374-377, 440, 450, 448,
D14/336, 342; 312/7.2; 348/836, 838, 180,
348/184, 325, 739; 341/12; 248/917-924,
248/465; 345/104, 133, 156, 168, 87, 173;
720/605, 669, 600, 655; 369/99, 197; D21/329,
D21/515, 577, 622, 333, 433, 448, 452, 450,
D21/331; D6/477, 479; 273/148 B; 446/484,
446/175, 356; D10/15, 26

See application file for complete search history.

(56) **References Cited**

U.S. PATENT DOCUMENTS

D499,386 S * 12/2004 Yang D14/126
D510,730 S 10/2005 Asanuma et al.
D540,277 S * 4/2007 Kim et al. D14/126
D542,747 S * 5/2007 Kim et al. D14/126

D543,517 S 5/2007 Chikuma et al.
D546,299 S 7/2007 Honda et al.
D546,788 S 7/2007 Isshiki
D553,592 S 10/2007 Asanuma
D557,227 S 12/2007 Isshiki
D562,784 S 2/2008 Asanuma et al.
D562,788 S 2/2008 Asanuma et al.
D563,916 S * 3/2008 Shimizu et al. D14/126
D565,519 S * 4/2008 Kuramashi et al. D14/126

FOREIGN PATENT DOCUMENTS

CN 3634455D 4/2007
JP D1176217 6/2003
JP D1215381 8/2004

* cited by examiner

Primary Examiner—Raphael Barkai
(74) *Attorney, Agent, or Firm*—Banner & Witcoff, Ltd.

(57) **CLAIM**

The ornamental design for a television receiver, shown and described.

DESCRIPTION

FIG. 1 is a top, front and right side perspective view of a television receiver showing our new design,
FIG. 2 is a front elevational view thereof,
FIG. 3 is a rear elevational view top plan view thereof,
FIG. 4 is a left side elevational view thereof,
FIG. 5 is a right side elevational view thereof,
FIG. 6 is a top plan view thereof; and,
FIG. 7 is a bottom plan view thereof.

1 Claim, 3 Drawing Sheets

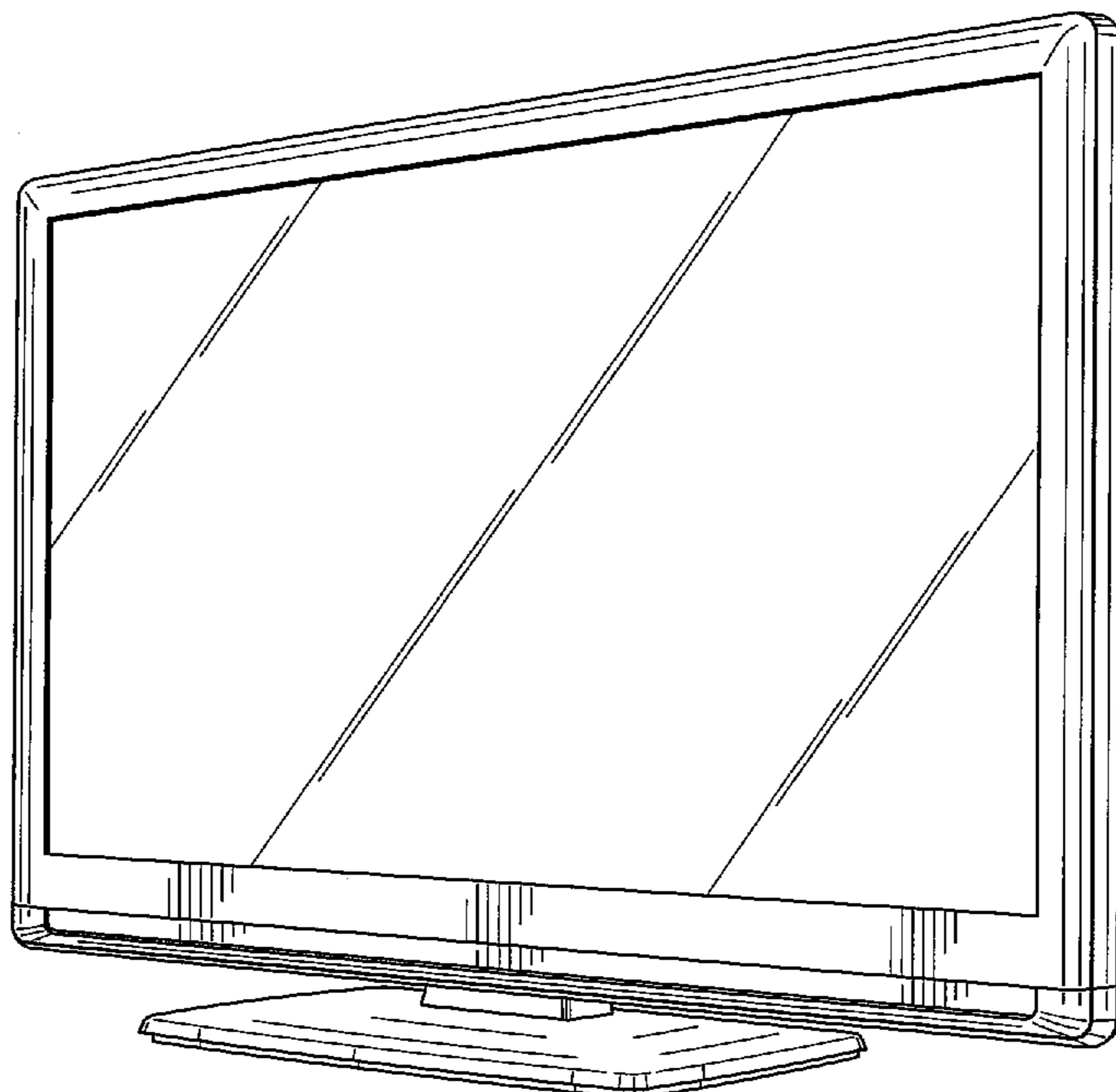


FIG. 1

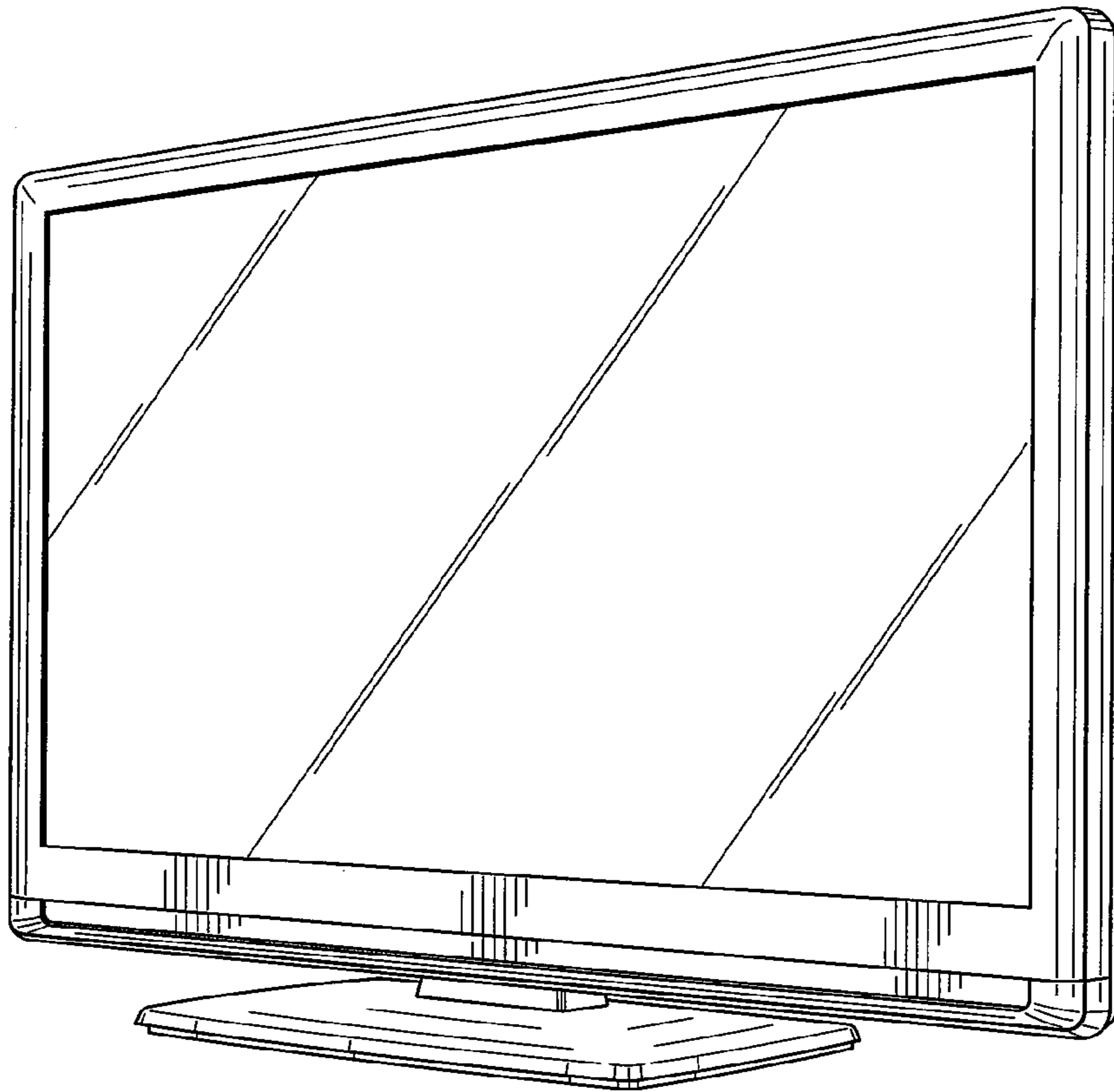


FIG. 2

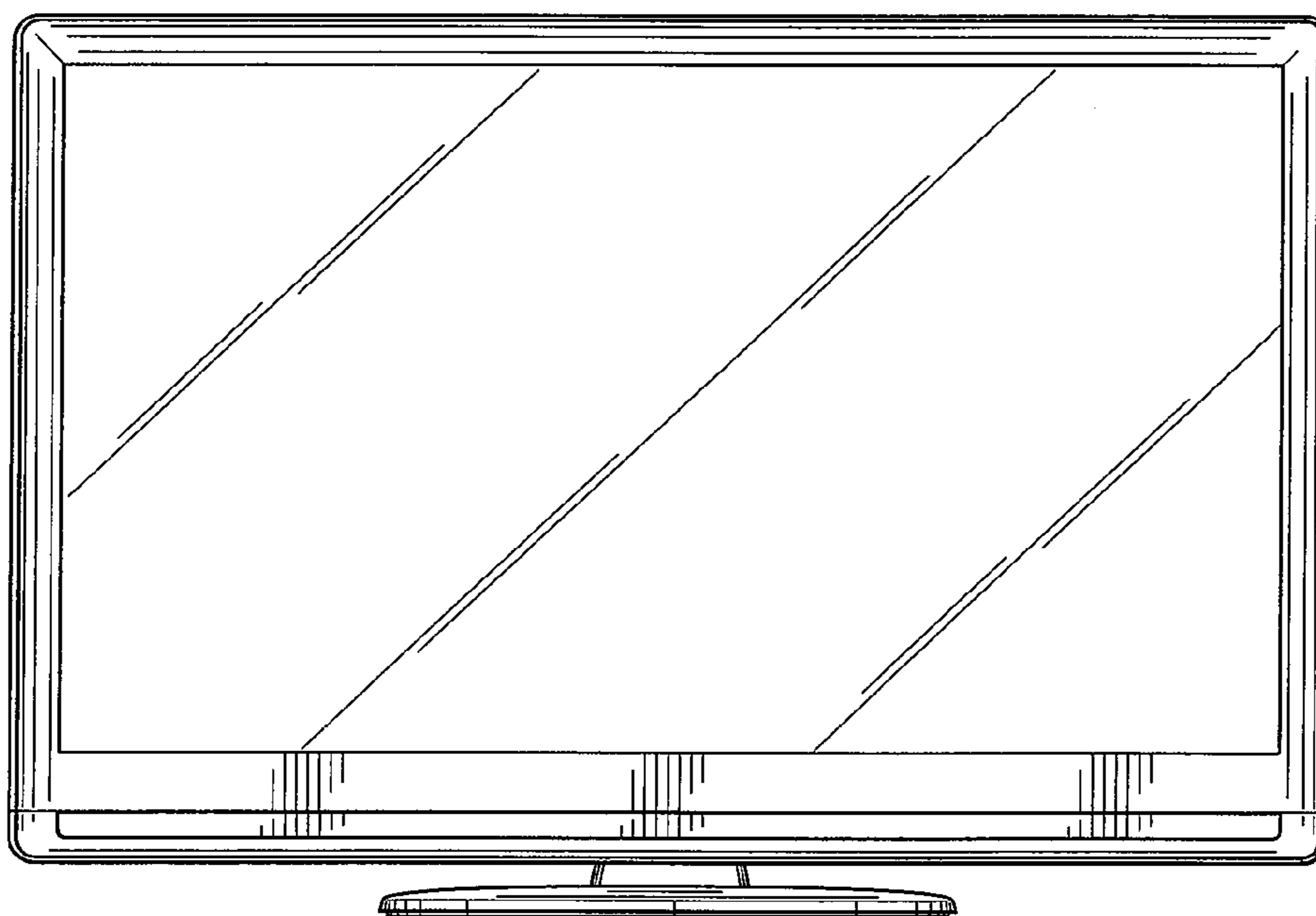


FIG. 3

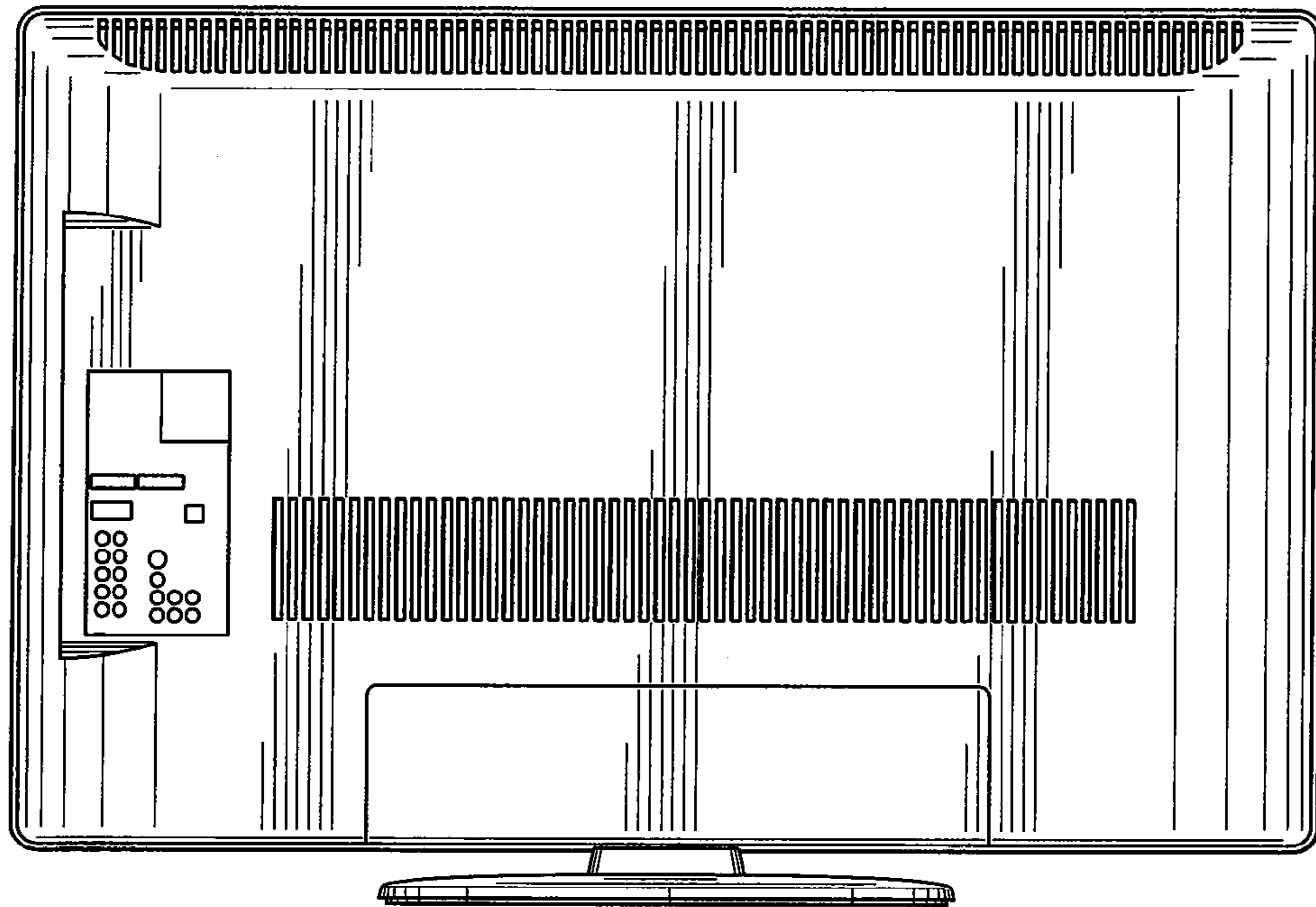


FIG. 4

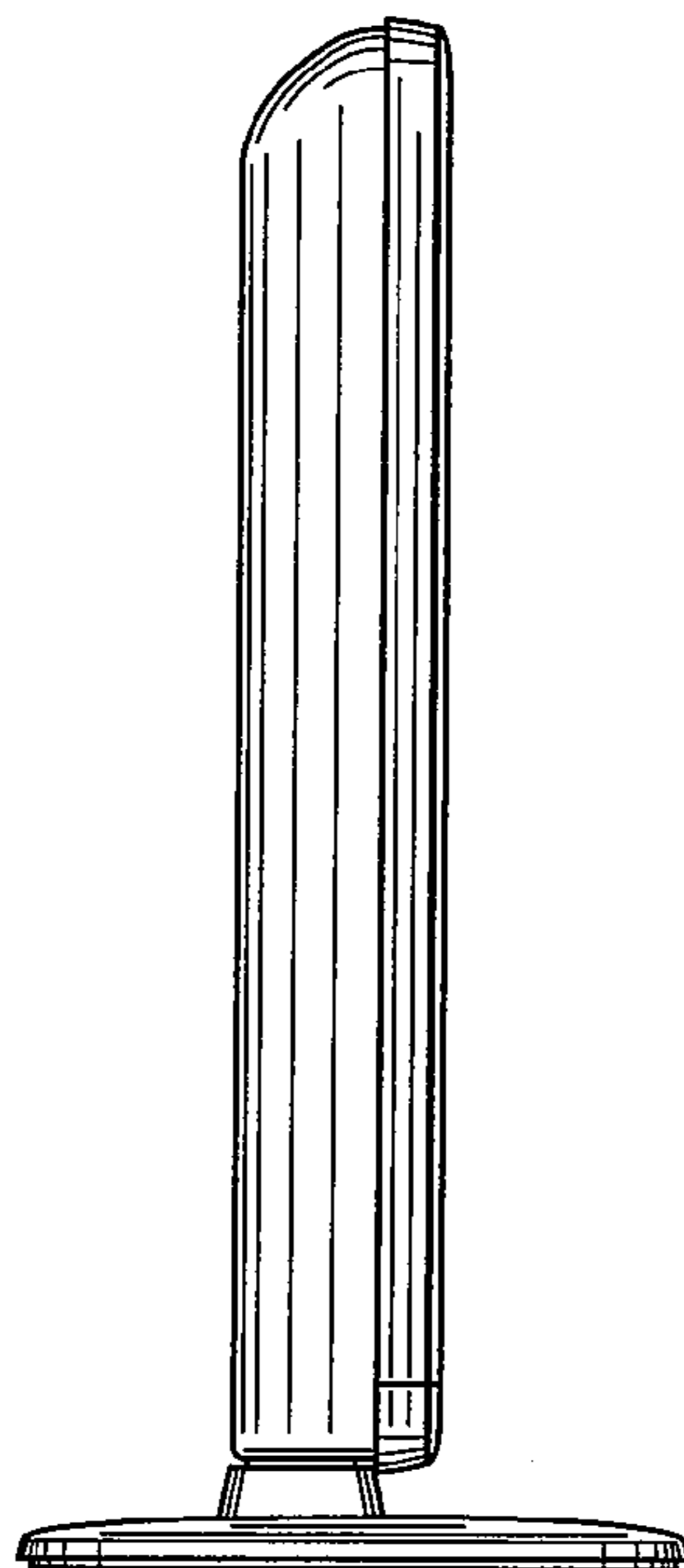


FIG. 5

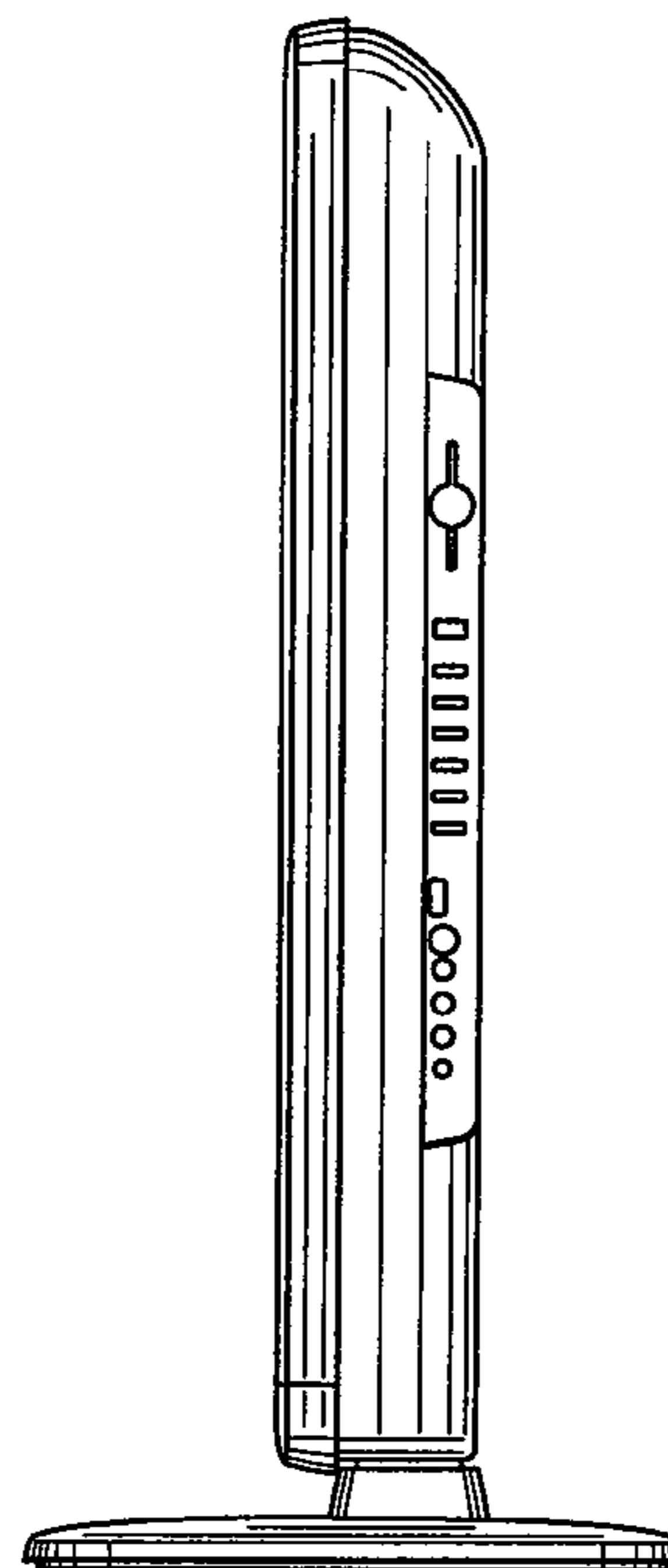


FIG. 6


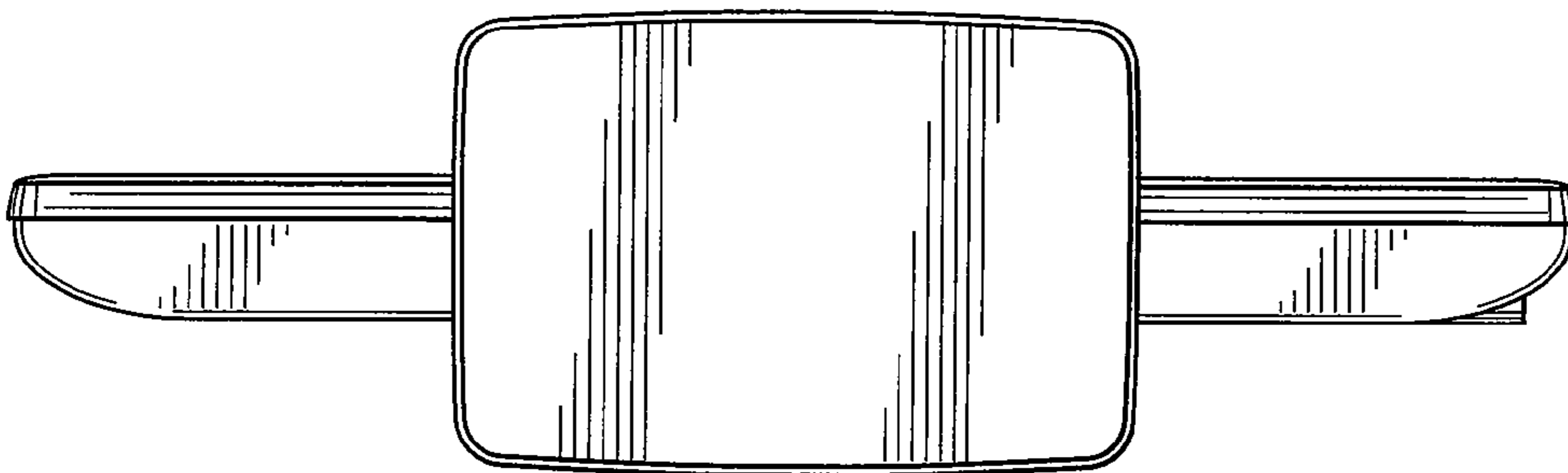


FIG. 7



UNITED STATES PATENT AND TRADEMARK OFFICE
CERTIFICATE OF CORRECTION

PATENT NO. : Des. 576,122 S
APPLICATION NO. : 29/302933
DATED : September 2, 2008
INVENTOR(S) : Suzuki et al.


Page 1 of 1

It is certified that error appears in the above-identified patent and that said Letters Patent is hereby corrected as shown below:

Title Page, Item (30) The correct date of the Claim of Priority to JP 2007-032424 should read
“November 27, 2007.”

Signed and Sealed this

Second Day of November, 2010

A handwritten signature in black ink that reads "David J. Kappos". The signature is written in a cursive, flowing style.

David J. Kappos
Director of the United States Patent and Trademark Office