



US00D576113S

(12) **United States Design Patent**
Kindle et al.

(10) **Patent No.:** **US D576,113 S**
(45) **Date of Patent:** **** Sep. 2, 2008**

(54) **REMOTE CONTROL UNIT**

(75) Inventors: **Brian Kindle**, Sunnyvale, CA (US); **Bob Riccomini**, Saratoga, CA (US); **Dan Harden**, Palo Alto, CA (US); **Afshin Mehin**, San Jose, CA (US)

(73) Assignee: **VUDU, Inc.**, Santa Clara, CA (US)

(**) Term: **14 Years**

(21) Appl. No.: **29/280,935**

(22) Filed: **Jun. 11, 2007**

Related U.S. Application Data

(63) Continuation-in-part of application No. 29/247,694, filed on Jul. 1, 2006, now Pat. No. Des. 544,846.

(51) **LOC (8) Cl.** **13-03**

(52) **U.S. Cl.** **D13/168**

(58) **Field of Classification Search** D13/168;
D10/104, 106; D14/218, 247; 340/825.22,
340/825.24, 825.25, 825.31, 825.36, 825.69,
340/825.72; 341/20, 22, 23, 34, 176; 345/156,
345/158, 169; 348/734; 455/92, 95, 100,
455/128, 151.1–151.4, 352–355; 463/39;
700/17, 19, 20, 65, 83; 701/2

See application file for complete search history.

(56) **References Cited**

U.S. PATENT DOCUMENTS

D462,069 S * 8/2002 Gatto D14/218

6,469,633 B1 * 10/2002 Wachter 340/825.69
D502,929 S * 3/2005 Copeland et al. D13/168
D511,750 S * 11/2005 Badarello D13/168
D512,027 S * 11/2005 Sarasjoki et al. D13/168
D544,846 S * 6/2007 Kindle et al. D13/168
2002/0171623 A1 * 11/2002 Chen 345/156

* cited by examiner

Primary Examiner—Selina Sikder

(74) *Attorney, Agent, or Firm*—Shemwell Mahamedi LLP

(57) **CLAIM**

We claim the ornamental design for a remote control unit, as shown and described.

DESCRIPTION

FIG. 1 is a perspective view of a remote control unit incorporating our new design;

FIG. 2 is front view thereof;

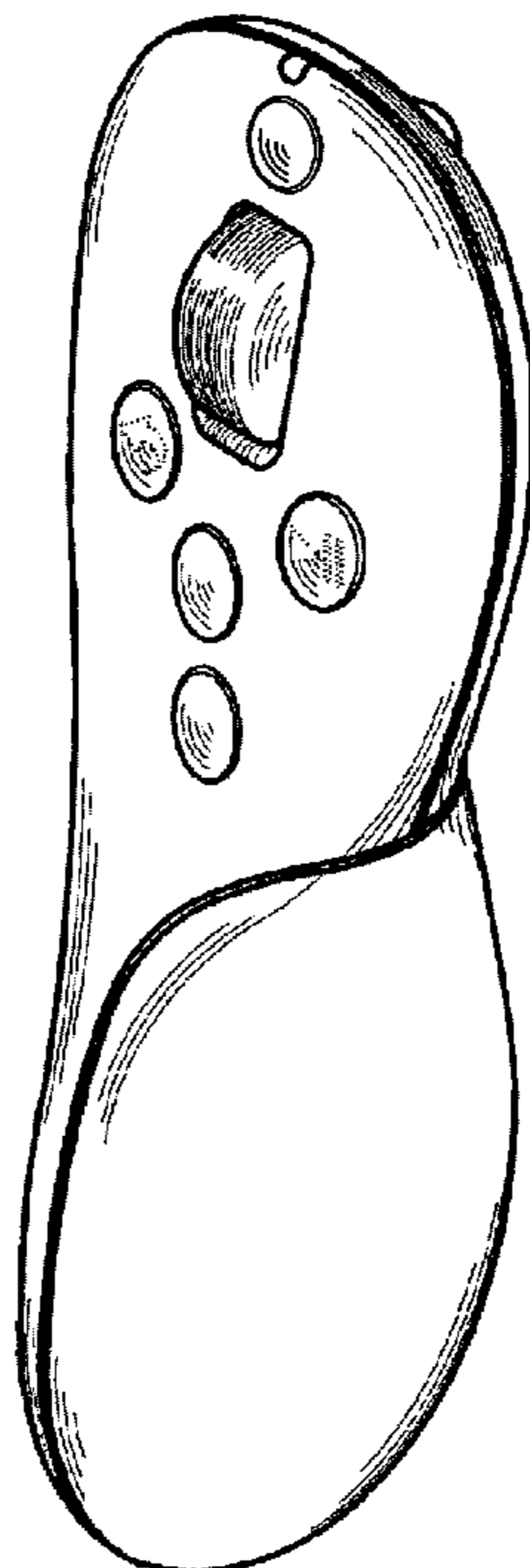
FIG. 3 is a back view thereof;

FIG. 4 is a first side view thereof; and,

FIG. 5 is a second side view thereof.

The broken lines represent unclaimed subject matter.

1 Claim, 5 Drawing Sheets



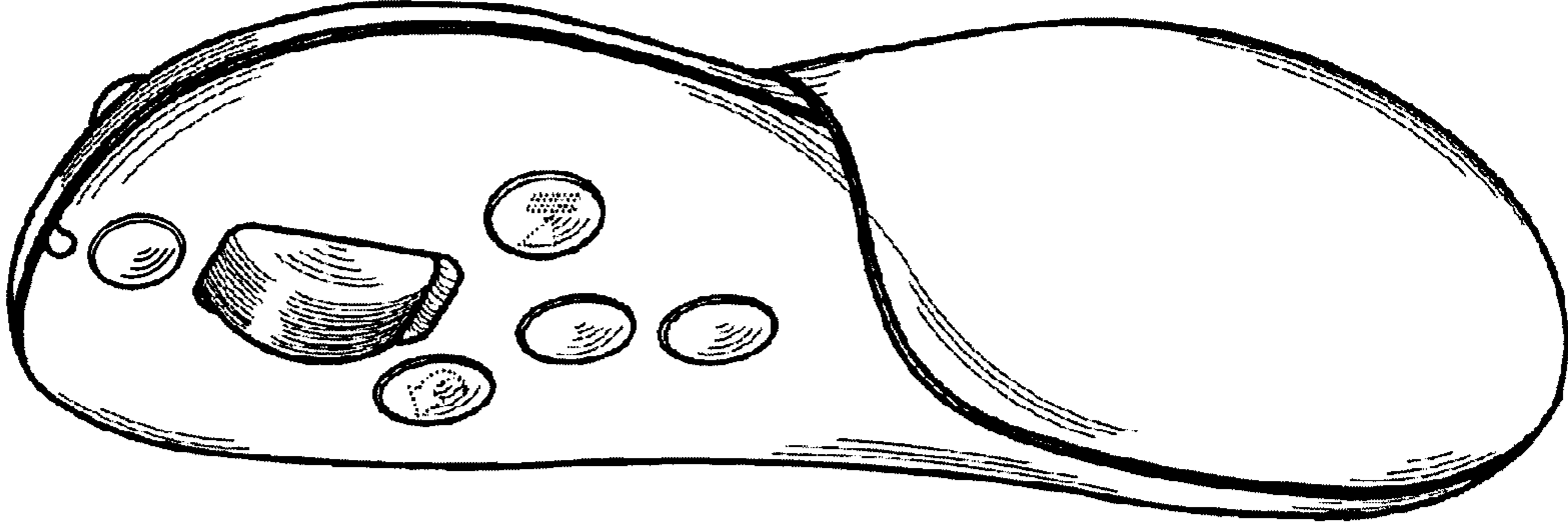


Fig. 1

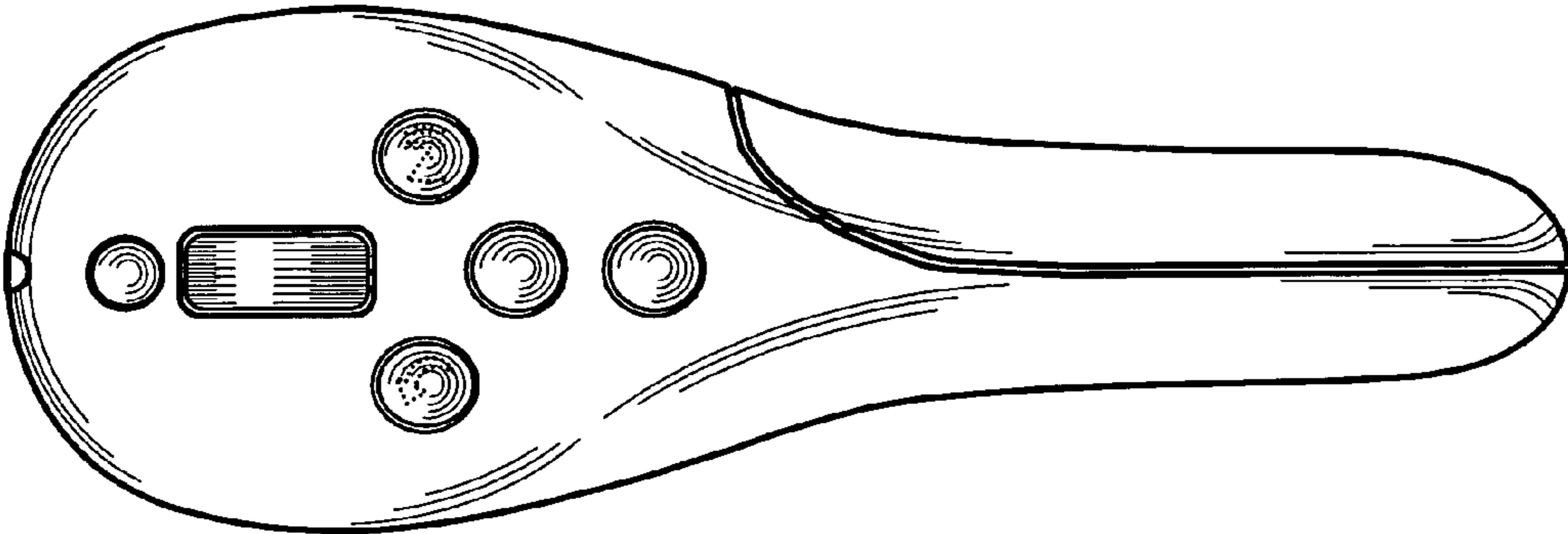


Fig. 2




Fig. 3

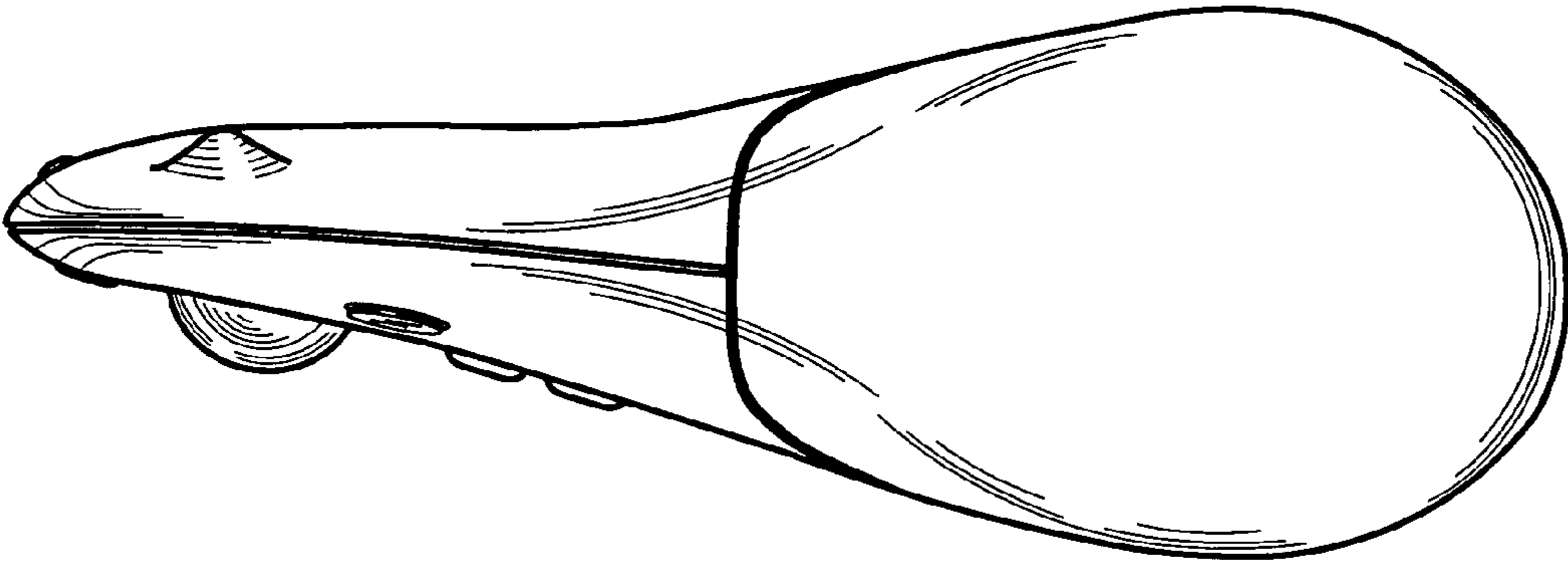


Fig. 4




Fig. 5