



US00D576109S

(12) **United States Design Patent**
Sayres

(10) **Patent No.:** **US D576,109 S**
(45) **Date of Patent:** **** Sep. 2, 2008**

(54) **FIBER TROUGH BASE**
(75) Inventor: **Derek Sayres**, Lonsdale, MN (US)
(73) Assignee: **ADC Telecommunications, Inc.**, Eden Prairie, MN (US)
(**) Term: **14 Years**

5,240,209 A 8/1993 Kutsch
5,271,585 A 12/1993 Zetena, Jr.
5,316,243 A 5/1994 Henneberger
5,316,244 A 5/1994 Zetena, Jr.
5,335,349 A 8/1994 Kutsch
5,469,893 A 11/1995 Caveney
5,503,354 A 4/1996 Lohf
5,715,099 A * 2/1998 Takemoto 359/819

(Continued)

(21) Appl. No.: **29/276,486**

FOREIGN PATENT DOCUMENTS

(22) Filed: **Jan. 26, 2007**

DE 1 130 492 5/1962

(Continued)

(51) **LOC (8) Cl.** **13-03**

(52) **U.S. Cl.** **D13/155**

(58) **Field of Classification Search** D8/356;
D13/154-157, 184; 104/275; 138/106-107,
138/112-113, 116-117, 155-158, 162-163,
138/166-169, 174; 14/169.5; 174/101, 38,
174/68.1, 68.3, 72 A, 72 C, 75 R, 84 R, 91,
174/92, 95, 97, 135; 385/134, 136; 248/68.1;
403/293, 294

OTHER PUBLICATIONS

International Search Report mailed Jan. 29, 2007 (PCT/US2006/038648).

(Continued)

See application file for complete search history.

Primary Examiner—Cathron Brooks
Assistant Examiner—Rosemary K Tarcza
(74) *Attorney, Agent, or Firm*—Merchant & Gould P.C.

(56) **References Cited**

(57) **CLAIM**

U.S. PATENT DOCUMENTS

The ornamental design for the fiber trough base, as shown and described.

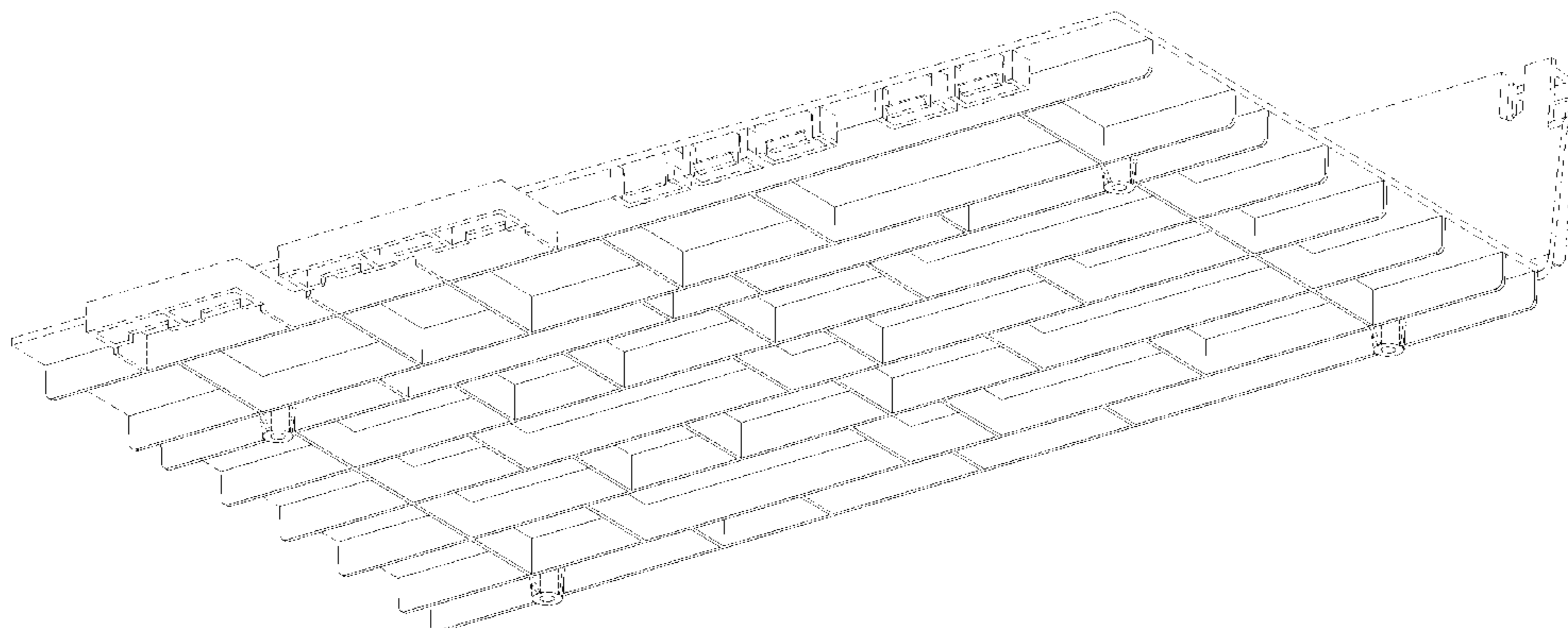
799,320 A 9/1905 Franks
D175,586 S * 9/1955 Cataldo D13/155
3,035,800 A * 5/1962 McLeod 248/68.1
3,351,699 A 11/1967 Merckle
3,761,603 A 9/1973 Hays
D237,500 S * 11/1975 Legerius D13/155
3,927,698 A 12/1975 Johannsen
4,077,434 A 3/1978 Sieckert
4,373,306 A * 2/1983 Rech 52/98
4,907,767 A 3/1990 Corsi
4,951,716 A 8/1990 Tsunoda
D320,782 S * 10/1991 Henneberger D13/155
D320,976 S * 10/1991 Henneberger D13/155
D321,682 S 11/1991 Henneberger
D321,862 S 11/1991 Henneberger
5,067,678 A 11/1991 Henneberger
D322,596 S * 12/1991 Henneberger D13/155
5,160,811 A 11/1992 Ritzmann
5,161,580 A 11/1992 Klug

DESCRIPTION

FIG. 1 is a top perspective view of the fiber trough base.
FIG. 2 is a first bottom perspective view thereof.
FIG. 3 is a second bottom perspective view thereof.
FIG. 4 is a first end view thereof.
FIG. 5 is a first side view thereof.
FIG. 6 is a second side view thereof.
FIG. 7 is a second end view thereof; and,
FIG. 8 is a bottom view thereof.

The broken line showing aspects of the fiber trough horizontal T component is for the purpose of illustrating environmental structure and forms no part of the claimed design.

1 Claim, 6 Drawing Sheets



US D576,109 S

Page 2

U.S. PATENT DOCUMENTS

5,752,781	A	5/1998	Haataja	
5,753,855	A	5/1998	Nicoli	
5,899,025	A	5/1999	Casey	
5,923,753	A	7/1999	Haataja	
5,937,131	A	8/1999	Haataja	
D415,471	S *	10/1999	Henry D13/155
5,995,699	A	11/1999	Vargas	
D419,962	S *	2/2000	Caveney D13/155
6,023,024	A *	2/2000	Stjerneby 174/95
6,037,538	A	3/2000	Brooks	
6,037,543	A	3/2000	Nicoli	
6,076,779	A	6/2000	Johnson	
6,107,575	A	8/2000	Miranda	
6,198,047	B1	3/2001	Barr	
6,450,458	B1	9/2002	Bernard	
6,522,823	B1	2/2003	Wentworth	
6,535,683	B1	3/2003	Johnson	
6,559,378	B1	5/2003	Bernard	
6,603,073	B2 *	8/2003	Ferris 174/68.3
6,625,373	B1	9/2003	Wentworth	
6,631,875	B1	10/2003	Kampf	
6,634,605	B2	10/2003	Bernard	
6,708,918	B2	3/2004	Ferris	
6,709,186	B2	3/2004	Ferris	
6,715,719	B2	4/2004	Nault	
6,727,434	B2	4/2004	Jadaud	
6,739,795	B1	5/2004	Haataja	
7,034,227	B2	4/2006	Fox	
7,045,707	B1	5/2006	Galasso	
2002/0096606	A1	7/2002	Bernard	
2003/0047343	A1	3/2003	Ferris	
2004/0124321	A1	7/2004	Kampf	
2004/0159750	A1 *	8/2004	Ferris et al. 248/68.1
2007/0092196	A1	4/2007	Bayazit	

FOREIGN PATENT DOCUMENTS

DE	37 42 448	A1	6/1989
DE	296 10 947	U1	8/1996
EP	0 863 594	A2	9/1998

EP	0 933 850	A1	8/1999
FR	2 238 828		2/1975
FR	2 735 557	A1	12/1996
JP	5-172281	A	7/1993
SU	1272387	A1	11/1986

OTHER PUBLICATIONS

ADC Telecommunications brochure entitled "FiberGuide® Fiber Management Systems," 33 pages, dated Oct. 1995.

Warren & Brown & Staff brochure pages entitled "lightpaths," Issue 2, 11 pages, dated 1995.

ADC Telecommunications brochure entitled "Fiber Guide™ Fiber Management System," 6 pages, dated Jun. 1989.

ADC Telecommunications brochure entitled "ADC FiberGuide® System Express Exit™ 2x2," 2 pages, dated May 1999.

ADC Telecommunications brochure entitled "FiberGuide® Fiber Management Systems," 37 pages, dated Jun. 1998.

ADC Telecommunications brochure entitled FiberGuide® Fiber Management Systems, 56 pages, dated Sep. 2000.

ADC Telecommunications brochure entitled FiberGuide® Fiber Management Systems, 90 pages, dated May 2005.

U.S. Appl. No. 29/276,478 filed on Jan. 26, 2007.

U.S. Appl. No. 29/276,479 filed on Jan. 26, 2007.

U.S. Appl. No. 29/276,480 filed on Jan. 26, 2007.

U.S. Appl. No. 29/276,481 filed on Jan. 26, 2007.

U.S. Appl. No. 29/276,482 filed on Jan. 26, 2007.

U.S. Appl. No. 29/276,483 filed on Jan. 26, 2007.

U.S. Appl. No. 29/276,485 filed on Jan. 26, 2007.

U.S. Appl. No. 29/276,487 filed on Jan. 26, 2007.

U.S. Appl. No. 29/276,488 filed on Jan. 26, 2007.

U.S. Appl. No. 29/276,489 filed on Jan. 26, 2007.

U.S. Appl. No. 29/276,490 filed on Jan. 26, 2007.

U.S. Appl. No. 29/276,507 filed on Jan. 26, 2007.

U.S. Appl. No. 11/698,799 filed on Jan. 26, 2007.

Various Components of ADC's 4x4 FiberGuide® System (admitted prior art as of the filing date of the present application).

Various Components of ADC's 4x6 FiberGuide® System (admitted prior art as of the filing date of the present application).

Various Components of ADC's 4x12 FiberGuide® System (admitted prior art as of the filing date of the present application).

* cited by examiner



FIG. 1

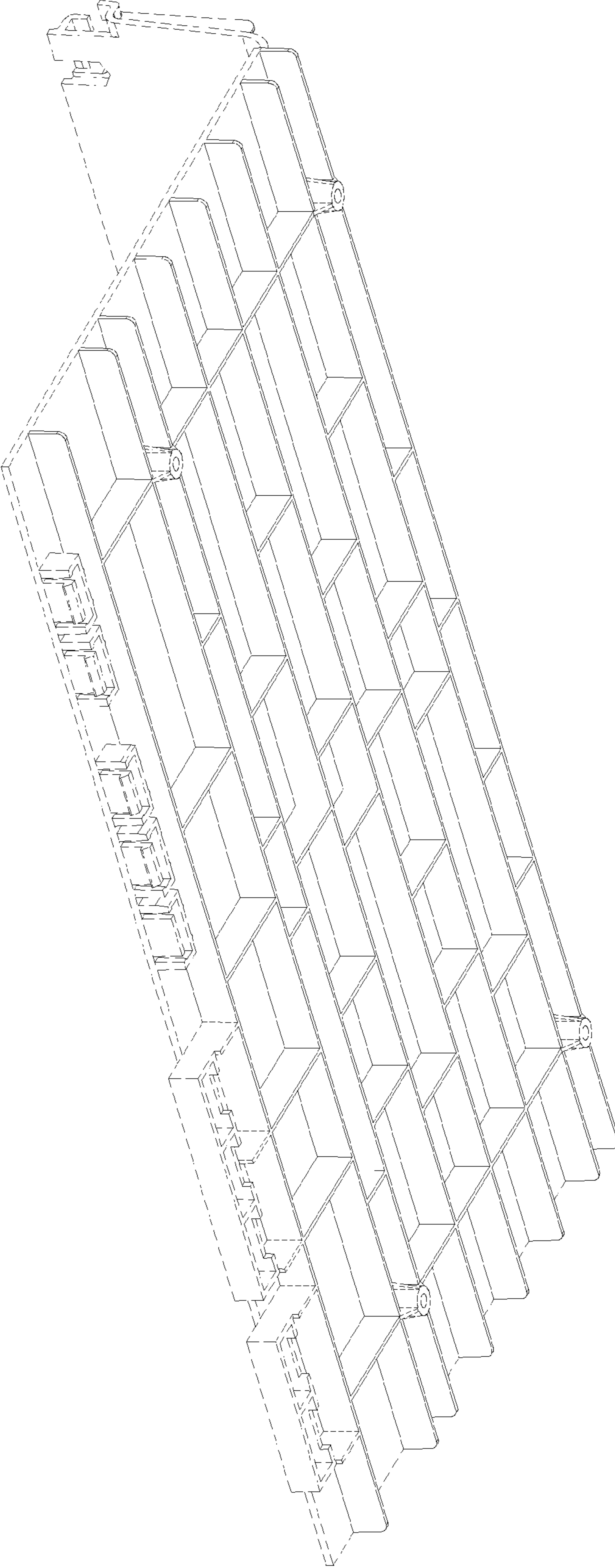


FIG. 2

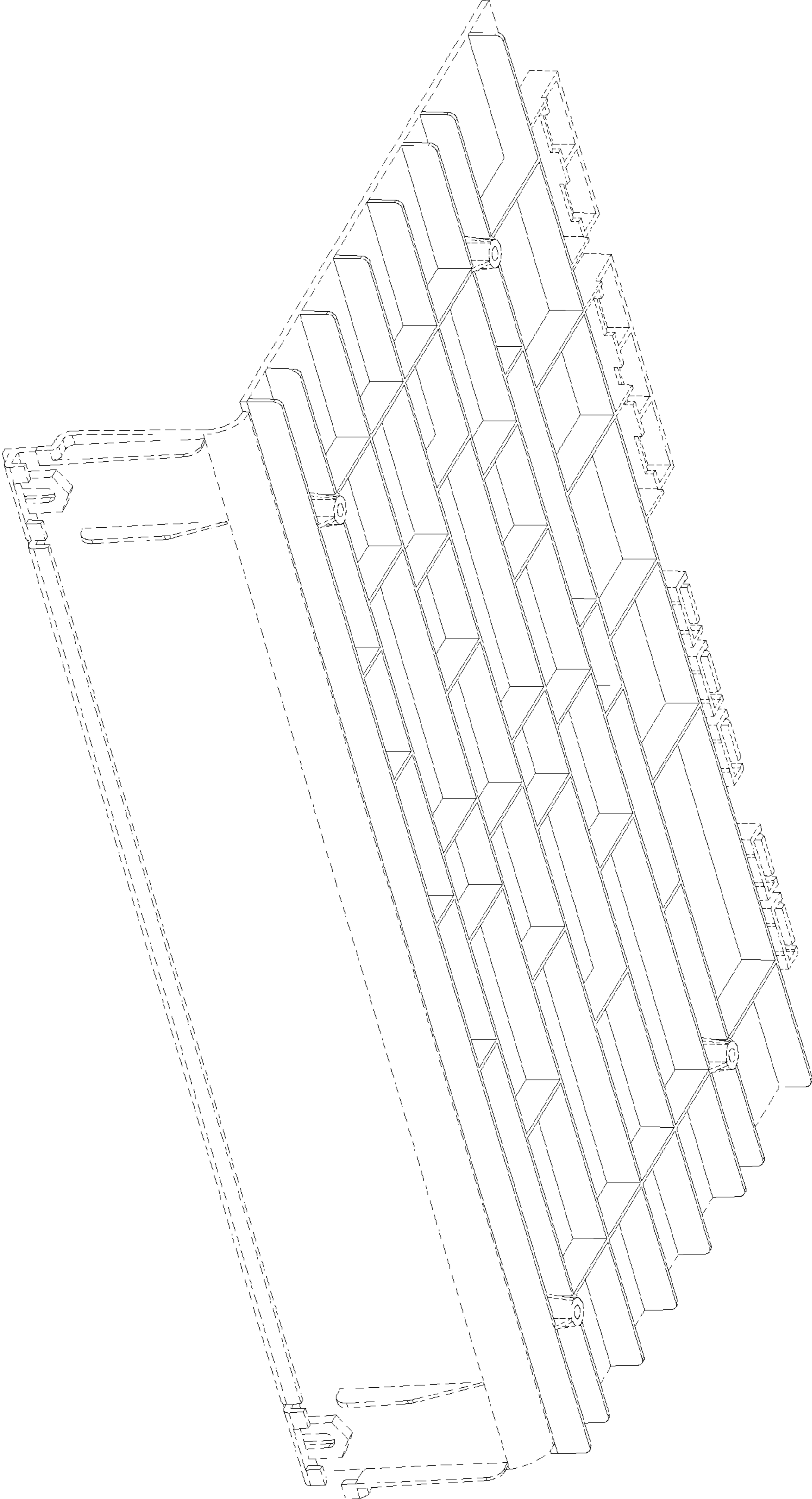


FIG. 3

FIG. 4

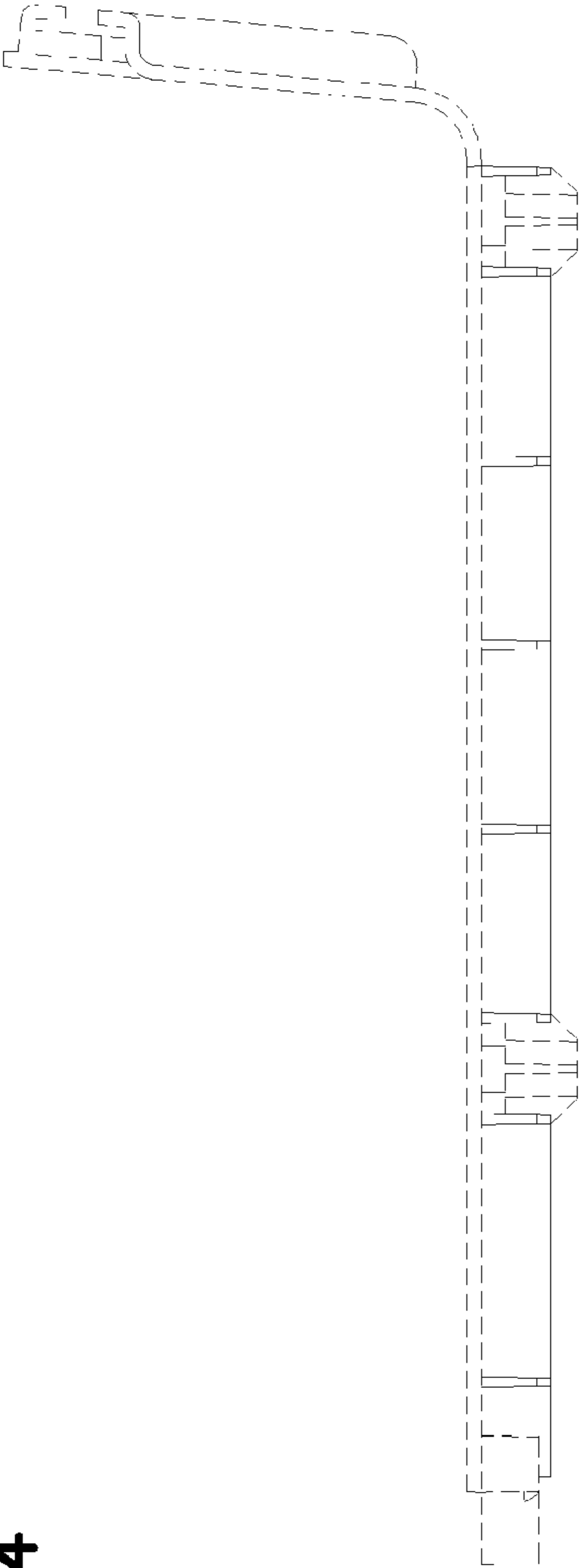


FIG. 7

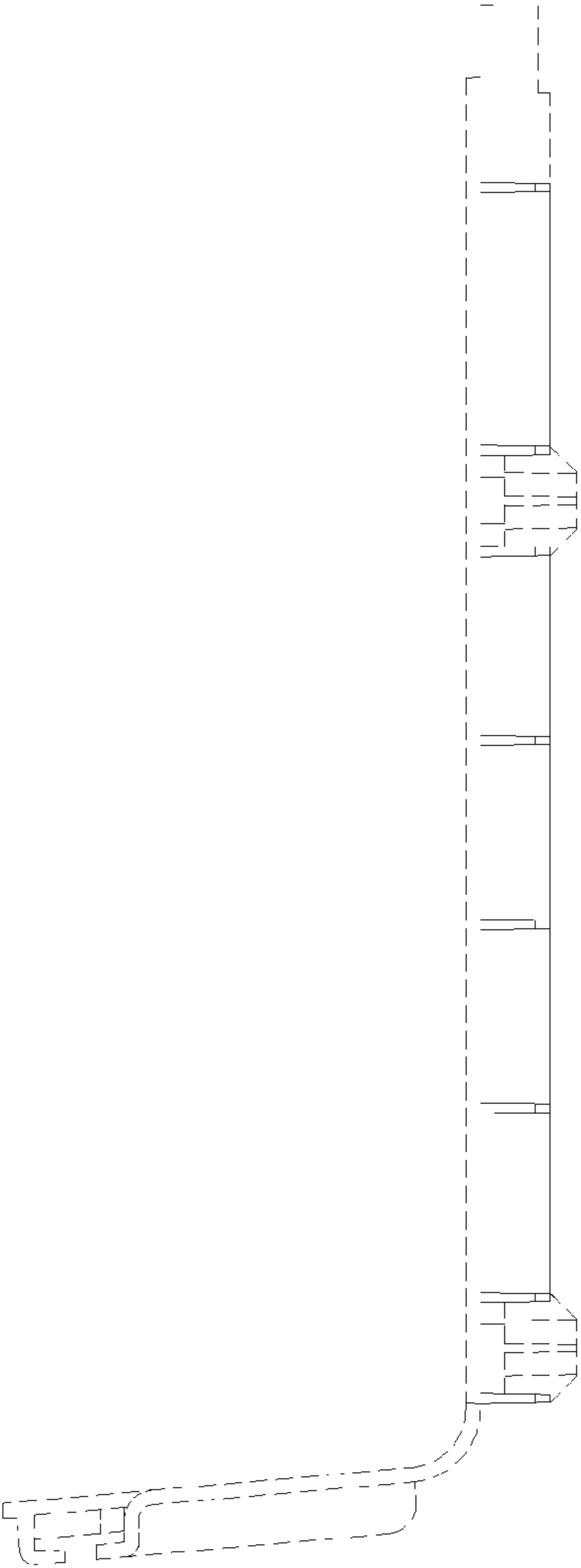


FIG. 5




FIG. 6

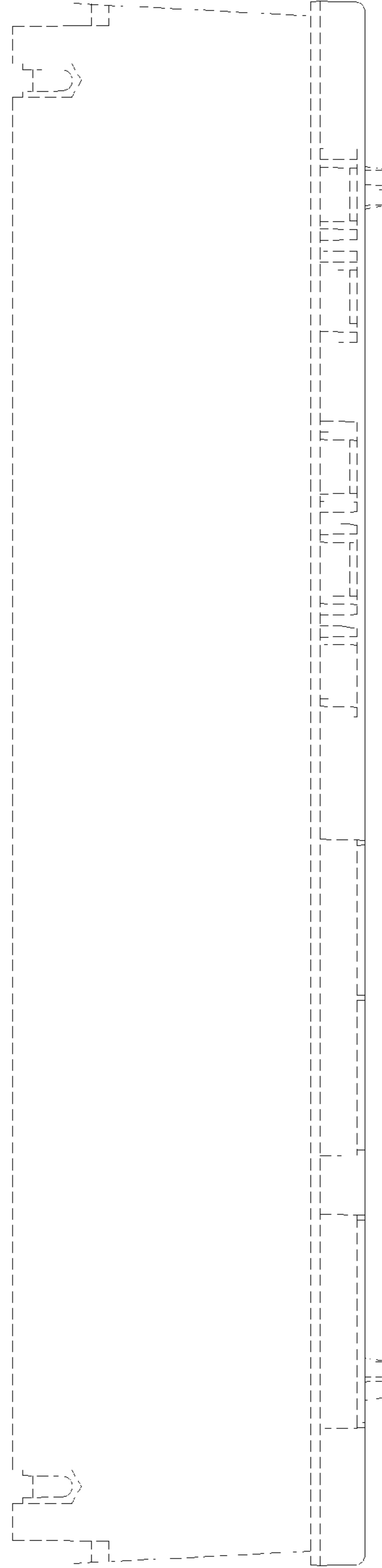


FIG. 8

